

# BMJ Open Modelling the lifetime cost-effectiveness of catheter ablation for atrial fibrillation with heart failure

Lan Gao,<sup>✉</sup> Marj Moodie

**To cite:** Gao L, Moodie M. Modelling the lifetime cost-effectiveness of catheter ablation for atrial fibrillation with heart failure. *BMJ Open* 2019;**9**:e031033. doi:10.1136/bmjopen-2019-031033

► Prepublication history and additional material for this paper are available online. To view these files, please visit the journal online (<http://dx.doi.org/10.1136/bmjopen-2019-031033>).

Received 12 April 2019  
Revised 01 July 2019  
Accepted 12 July 2019



© Author(s) (or their employer(s)) 2019. Re-use permitted under CC BY-NC. No commercial re-use. See rights and permissions. Published by BMJ.

Deakin University, Faculty of Health, Institute for Health Transformation, Deakin Health Economics, Geelong, Victoria, Australia

## Correspondence to

Dr Lan Gao;  
[lan.gao@deakin.edu.au](mailto:lan.gao@deakin.edu.au)

## ABSTRACT

**Objectives** Assessing the cost-effectiveness credentials of this intervention in patients with concomitant atrial fibrillation (AF) and heart failure (HF) compared with usual medical therapy.

**Design** A Markov model comprising two health states (ie, alive or dead) was constructed. The transition probabilities were directly derived from published Kaplan-Meier curves of the pivotal randomised controlled trial and extrapolated over the cohort's lifetime using recommended methods. Costs of catheter ablation, outpatient consultations, hospitalisation, medications and examinations were included. Resource use and unit costs were sourced from government websites or published literature. A lifetime horizon and a healthcare system perspective were taken. All costs and benefits were discounted at 3% annually. Deterministic (DSA) and probabilistic sensitivity analyses (PSA) were run around the key model parameters to test the robustness of the base case results.

**Participants** A hypothetical Australian cohort of patients with concomitant AF and HF who are resistant to antiarrhythmic treatment.

**Interventions** Catheter ablation versus medical therapy.

**Results** The catheter ablation was associated with a cost of \$A44 377 per person, in comparison to \$A28 506 for the medical therapy alone over a lifetime. Catheter ablation contributed to 4.58 quality-adjusted life years (QALYs) and 6.99 LY gains compared with 4.30 QALYs and 6.53 LY gains, respectively, in the medical therapy arm. The incremental cost-effectiveness ratio was \$A55 942/QALY or \$A35 020/LY. The DSA showed that results were highly sensitive to costs of ablation and time horizon. The PSA yielded very consistent results with the base case.

**Conclusions** Offering catheter ablation procedure to patients with systematic paroxysmal or persistent AF who failed to respond to antiarrhythmic drugs was associated with higher costs, greater benefits. When compared with medical therapy alone, this intervention is not cost-effective from an Australia healthcare system perspective.

## INTRODUCTION

Chronic heart failure (HF) and atrial fibrillation (AF) are common conditions that contribute significantly to the risk of death worldwide. Both conditions are becoming increasingly prevalent and resulting in spiralling costs to healthcare systems internationally.<sup>1–3</sup> The incidence of AF is predicted to

## Strengths and limitations of this study

- This is the first study that used the evidence from recently published randomised controlled trial (RCT) to assess the cost-effectiveness of catheter ablation in treating patients concomitant with atrial fibrillation and heart failure.
- The reconstructed individual patient data (IPD) was derived from published Kaplan-Meier curve from the RCT, which were used to derive the transition probabilities in the Markov model.
- Extensive sensitivity analyses were undertaken to test the robustness of the results, including consideration of different parametric survival models to extrapolate the survival observed over the trial.
- The reconstruction of the IPD is only a maximum approximation of the real data, but the algorithm used to derive the IPD is considered reliable.

double over the next 20 years.<sup>4 5</sup> HF is the leading cause of hospitalisation among adults aged over 65 years of age with more than 41 000 people hospitalised annually in Australia.<sup>6</sup> Despite dramatic improvement in outcomes in patients treated with medical therapy, more than 50% of patients with HF are rehospitalised within 6 months of discharge,<sup>7</sup> and around 40% of them are diagnosed with AF within 12 months.<sup>8</sup> Rates of HF were 33% in paroxysmal, 44% in persistent and 56% in permanent AF.<sup>9</sup> Therefore, the combination of these two conditions has a dramatic impact on healthcare and warrants consideration of new models of care.

HF and AF are closely correlated in terms of pathophysiology and risk factors.<sup>9 10</sup> Owing to the complex interaction resulting in the impaired systolic and diastolic function absent in sinus rhythm, AF can be a cause or an outcome of HF.<sup>11</sup> AF is associated with significantly increased risk (ie, three times) of de novo HF.<sup>11</sup> On the contrary, development and progression of AF are much more likely to ensue in the presence of structural and neurohormonal variations seen in HF.<sup>12</sup> Moreover, patients with comorbid HF and AF

have significantly poorer prognosis irrespective of which onsets first.<sup>13 14</sup> In view of the poor clinical outcome relating to these two conditions, it is always critical and challenging to discover the most effective treatment, for example, treatments effectiveness shown in one condition or the other independently can be inconsistent with that revealed in the combined conditions and even raise safety issues.<sup>15 16</sup> This is the case for catheter ablation.

Catheter ablation is a well-established option for symptomatic AF that is resistant to drug therapy in patients with otherwise normal cardiac function.<sup>17–19</sup> Lack of both clinical evidence and consensus from guidelines<sup>20 21</sup> regarding the best management approach for patients with HF and AF concomitantly leaves a huge knowledge gap in this field. Very recently, the effectiveness of catheter ablation in improving hard primary endpoints such as death or the progression of HF in patients comorbid with HF was tested in a large, randomised controlled trial.<sup>22</sup> The study showed that, after a median follow-up of 37.8 months, the primary composite end point consisting of death from any cause or worsening of HF that led to an unplanned hospitalisation, occurred in significantly fewer patients in the ablation group than the medical therapy group (HR 0.62, 95% CI 0.43 to 0.87,  $p=0.007$ ).<sup>22</sup>

The unanswered question now is whether it is cost-effective to offer catheter ablation to patients comorbid with HF and AF given (1) the cost-effectiveness credential for catheter ablation in AF is not directly applicable to a patient group with concomitant HF and AF; (2) scarce healthcare resources.

The primary aim of this study was to assess the lifetime cost-effectiveness of catheter ablation compared with conservative medical therapy in treatment patients with concomitant AF and HF from an Australian healthcare system perspective.

## METHODS

A modelled economic evaluation was performed to assess the cost-effectiveness of catheter ablation in treating Australian patients with concomitant AF and HF from a healthcare system perspective over a lifetime horizon. More specifically, the patients modelled had a median age of 64 years, were predominantly male (over 84%), failed to respond/contraindicated to antiarrhythmic medications and had one of three types of AF (ie, paroxysmal,

persistent, long-standing persistent). A majority (over 58%) of the modelled population had class II heart function as rated by the New York Heart Association.<sup>22</sup>

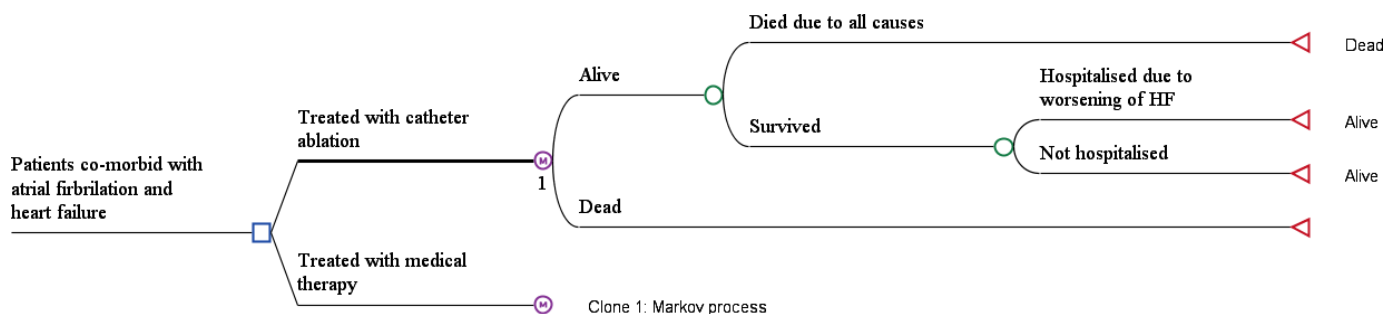
## Model structure

A Markov model was developed to estimate the costs and health outcomes associated with catheter ablation and medical therapy for a hypothetical cohort of Australian patients. The model took a lifetime horizon and the economic perspective of the model was the Australian healthcare system. Two health states were considered (1) alive or (2) dead. The Markov model used a monthly cycle length with half-cycle correction and assigned each patient a monthly probability of death based on the time elapsed and type of treatment received. In each cycle, the patients who were alive were exposed to the risk of rehospitalisation due to worsening of HF (readmission to a hospital for HF-related complications or other causes). Each patient then accrued lifetime healthcare costs including treatment (catheter ablation, medications), outpatient care and examinations, quality-adjusted life years (QALYs) and life years (LYs) according to their hospitalisation and treatment status. The model structure is shown in figure 1. The Markov model was built using TreeAge (TreeAge Pro 2017, R2.1. TreeAge Software, Williamstown, Massachusetts, USA).

## Model inputs

### Transition probabilities

The clinical effectiveness of catheter ablation was derived from the key clinical study.<sup>22</sup> Since the median follow-up was only 37.8 months, the outcome observed during the trial was extrapolated beyond the duration of the trial follow-up. Specifically, the method described by Guyot *et al*<sup>23</sup> was adopted to derive the individual patient data (IPD) base on published Kaplan-Meier curves (a validated graphical digitiser, WebPlotDigitizer V3.9 (<http://arohatgi.info/WebPlotDigitizer>), was used to extract the graphic data). Parametric survival curves, including exponential, Weibull, log-logistic, log-normal, gompertz and generalised gamma distributions were fitted to the reconstructed IPD to extrapolate to a longer time horizon ('flexsurv' package of R). The process of fitting parametric survival curves to IPD was based on guidance provided by the Decision Support Unit at the National Institute for Health and Care Excellence (NICE).<sup>24 25</sup> In brief,



**Figure 1** Markov model used for the economic evaluation.

this entailed (1) testing of proportional effects assumption (ie, the log cumulative hazard) to determine if the survival curves of catheter ablation and medical therapy groups were parallel; (2) then fitting the reconstructed IPD with single or separate distribution(s) depending on the conclusion of the first step and (3) determining of the most appropriate fit by both visual inspection and Akaike Information Criterion (AIC) and Bayesian Information Criterion (BIC) goodness-of-fit statistics. If the fitted curves were similar by distributions (ie, Weibull, exponential and so on) tested in terms of visual inspection, the most appropriate model was selected based on the lowest AIC and BIC values. The Kaplan-Meier curves built on reconstructed IPD are presented in the online supplementary figures 1 and 2. As the proportional hazard assumption did not hold for the overall survival and time to event (ie, hospitalisation for worsening HF) curves, independent parametric curves were fitted separately for two treatment groups (log cumulative hazard and cumulative hazard for two arms are shown in the online supplementary figures 3 to 4). Based on the criteria set above, log-normal distribution was selected for the time to hospitalisation (see online supplementary figures 5 to 6) of both catheter ablation and medical therapy arms, while Weibull and exponential distributions were chosen to extrapolate the overall survival data for medical therapy and catheter ablation groups, respectively (see online supplementary figures 7 to 8). Parameters of the each of the distributions used to parameterise the fitted curves are shown in the online supplementary tables 1 and 2.

The time-dependent transition probabilities from alive to death and from alive to hospitalisation for the first 48 months of the time horizon were directly read from the published Kaplan-Meier curves.<sup>26</sup> From that time-point beyond, time-dependent transition probabilities were calculated from the extrapolated curves as described above. Since the literature indicated that the effectiveness of AF catheter ablation is likely to be sustained for 3–5 years,<sup>27</sup> the aforementioned transition probabilities for the catheter ablation group were assumed to be the same as the medical therapy group after 3 years. All the transition probabilities are presented in the online supplementary table 3.

### Costs

All costs and resource use inputs were obtained from publicly available sources. The costs taken into account included: catheter ablation (including hospitalisation to perform the procedure), medication, examination, hospitalisation due to worsening of HR, cost related to death event and adverse events (AEs) related to the catheter ablation procedure. All the costs and resource uses are presented in tables 1 and 2 and online supplementary table 4.

### Utilities

The baseline utility for patients with HF and the disutility caused by hospital readmission for HF were incorporated

into the model. The disutility associated with hospitalisation and/or AEs due to undergoing a catheter ablation procedure was assumed to be same as the disutility of a hospital admission for HF and was assumed to be sustained for 1 year. The sources and utility/disutility values populated in the model are shown in online supplementary table 5.

### Model assumptions, time horizon, cycle length and perspective

Australian patients who were unresponsive to antiarrhythmic medications and diagnosed with both AF and HF were simulated in the Markov model. The age of the population was defined as consistent with those recruited in the pivotal trial. A key assumption of the model was that the effectiveness of catheter ablation would be maintained to 5 years given the median follow-up of the trial was 37.6 months. The base case time horizon was set to 30 years to capture the lifetime treatment benefit from catheter ablation. However, varied time horizons were examined in the sensitivity analysis. As Australia has universal coverage of publicly funded health insurance (ie, Medicare), a healthcare system perspective was adopted to gauge the cost associated with catheter ablation in patients with AF and HF; a 3% discount rate was applied for costs, quality-adjusted life years (QALYs) and life years (LYs). A monthly cycle length with half-cycle correction was employed to model the risk of events patients may experience in the long-term.

### Cost utility analyses

Incremental cost-effectiveness ratios (ICERs) were calculated on the basis of two outcomes: QALY and LY gained. The commonly quoted willingness to pay (WTP) per QALY threshold of \$A50 000 in Australia<sup>28</sup> was adopted to assess whether the catheter ablation was cost-effective. A cost-effectiveness acceptability curve was constructed to examine the probability of the intervention being cost-effective under various WTP/QALY thresholds.

### Sensitivity analyses

A series of one-way deterministic sensitivity analyses were conducted to test the robustness of base case results. Where applicable, the key model parameters (ie, discount rate, time horizon, cost of catheter ablation, etc) were varied within a plausible range informed by literature or assumptions (see online supplementary table 6). The results from the one-way sensitivity analyses are shown in terms of Tornado diagrams, which sequentially graph the variables with the largest impact on the cost-utility results. Probabilistic sensitivity analyses (PSA) were performed to assess the overall impact of uncertainty in the model by defining distributions for the key parameters (ie, variables regarding utility and costs) (table 3). Five thousand iterations were run to construct a mean and 95% CI for the corresponding costs, and benefits and the results were plotted on the cost-effectiveness plane.

### Patient and public involvement

No patients or public were involved in the study.

**Table 1** Unit cost of resource use items

Resource uses	% of Patients using this resource	Source	Unit cost	Sources of unit cost
<i>Medications*</i>				
Antiarrhythmic agents	43.5	Roy <i>et al</i> 2008 <sup>39</sup>	\$A24.01	PBS 2923W, 2876J, 1088G, 2343H, 2344J, 2043M, 8396B
β-blockers	79	Roy <i>et al</i> 2008 <sup>39</sup>	\$A30.90	PBS 2961W, 3062E, 2565B, 2566B, 2566C, 1081X, 2243C, 8640W, 8605X, 8606Y, 6732N, 8733P, 8743Q, 8735R, 1324Q, 1325R, 9311C, 9312D, 9316H
Long-acting nitrates	17	Roy <i>et al</i> 2008 <sup>39</sup>	\$A24.39	PBS 11 027J, 11 051P, 1459T, 1515R, 1516T, 3475X, 5108W, 8010N, 8011P, 8026K, 8027 L, 8028M, 8119H, 8171C, 2588F, 1558B, 8273K
Calcium channel blockers	2.5	Roy <i>et al</i> 2008 <sup>39</sup>	\$A16.19	PBS 2751T, 2752W, 2361G, 2366M, 2367N, 8534E, 8679T, 1694E, 1695F, 1906H, 1907J, 8610E, 1241H, 1248Q, 1250T, 2208F
Digoxin	64.5	Roy <i>et al</i> 2008 <sup>39</sup>	\$A23.56	PBS 1322N, 2605D, 3164M
ACE-I	86	Roy <i>et al</i> 2008 <sup>39</sup>	\$A17.43	PBS 1147J, 1148K, 1149 L, 8760C, 1368B, 1369B, 1370D, 1182F, 1183G, 2456G, 2457H, 2458J, 3050M, 3051N, 8704D, 9006B, 9007C, 9008D, 1968N, 1969P, 1316G, 1944H, 1945J, 1946K, 8470T, 9120B, 9122D, 2791X, 2793B, 8758Y
ARB	11	Roy <i>et al</i> 2008 <sup>39</sup>	\$A19.39	PBS 8295N, 8296P, 8297Q, 8889W, 5491B, 8397Y, 8447N, 8951D, 8246B, 8247C, 8248D, 5452Y, 8203R, 2147B, 2148C, 8355R, 8356T, 9368C, 9369D, 9370E, 9371F
Diuretics	44.5	Roy <i>et al</i> 2008 <sup>39</sup>	\$A36.36	PBS 1484D, 1585K, 2436F, 8532C, 1810G, 1810G, 2411X, 2412Y, 2413B, 2414C, 2415D, 3466K, 8879H, 8880J, 2339D, 2340E
Antiplatelet agents	38.5	Roy <i>et al</i> 2008 <sup>39</sup>	\$A15.46	PBS 4077N, 10 169F, 2275R, 4179Y, 5436D, 8358X, 9317J, 9354H
Oral anticoagulants†	88	Roy <i>et al</i> 2008 <sup>39</sup>	\$A69.74	PBS 5054B
Lipid-lowering drug†	43	Roy <i>et al</i> 2008 <sup>39</sup>	\$A69.72	PBS 10377E
<b>Outpatient care and examinations</b>				
Rehabilitation	13.3	Neumanm <i>et al</i> 2015 <sup>40</sup>	\$A62.25	MBS 10960
Emergency visit‡	1.2	Neumanm <i>et al</i> 2015 <sup>40</sup>	\$A1985.00	AR-DRG F62C
GP visits	22.3	Neumanm <i>et al</i> 2015 <sup>40</sup>	\$A37.05	MBS 23
Specialist visits	5.8	Neumanm <i>et al</i> 2015 <sup>40</sup>	\$A85.55	MBS 104
Serum urea	16.7	NICE HTA report <sup>41</sup>	\$A9.70	MBS 66500
Electrolytes test	16.7	NICE HTA report <sup>41</sup>	\$A9.70	MBS 66500
Creatinine test	16.7	NICE HTA report <sup>41</sup>	\$A9.70	MBS 66500
GFR§	16.7	NICE HTA report <sup>41</sup>	\$A9.70	MBS 66500
<i>Hospitalisation care</i>				
HF	Cost weight		\$9254.65	
With severe complications	2.39		\$12 423	AR-DRG F62A
Without severe complications	1.07		\$5548	AR-DRG F62B
Same-day admission	0.58		\$3037	AR-DRG F62C
Death due to all causes	Per death		\$5199	Average cost across all AR-DRG items

Continued



Table 1 Continued

Resource uses	% of Patients using this resource	Source	Unit cost	Sources of unit cost
*It was assumed that after catheter ablation procedure, patients do not need antiarrhythmic medications. The remaining medications are the same for both arms.				
†According to the Australian Statistics on Medicines 2015, apixaban and atorvastatin+ezetimibe were the mostly prescribed agents.				
‡Calculated as the cost/average length of stay=\$A3037/1.53 for F62C (HF and shock, transfer less than 5 days).				
§The estimated GFR is calculated by the pathology laboratory using the patient's age, sex and serum creatinine results. Generally calculated using CKD-EPI (Chronic Kidney Disease Epidemiology Collaboration) formula ( <a href="https://www.rcpa.edu.au/Library/Practising-Pathology/RCPA-Manual/Items/Pathology-Tests/E/eGFR">https://www.rcpa.edu.au/Library/Practising-Pathology/RCPA-Manual/Items/Pathology-Tests/E/eGFR</a> ).				
ACE-I, ACE inhibitor; ARB, angiotensin II receptor blocker; AR-DRG, Australia Adjusted Disease Related Group; GFR, glomerular filtration rate; GP, general practitioner; HF, heart failure; MBS, medical benefits scheme; NICE, National Institute for Health and Care Excellence; PBS, pharmaceutical benefits scheme.				

## RESULTS

### Cost utility analysis

Catheter ablation was associated with higher costs and benefits (ie, QALYs and LYs) over the lifetime of the cohort compared with medical therapy alone. The total cost was \$A44 377 per catheter ablation patient and \$A28 506 for the medically treated patient, representing an incremental difference of \$A15 871. The primary cost components in both treatment groups were hospitalisation (\$A6564 in the catheter ablation vs \$A5724 in the medical therapy) and medications (\$A14 656 in the catheter ablation vs \$A14 534 in the medical therapy) followed by the outpatient consultations (\$A3783 in the catheter ablation vs \$A3539 in the medical therapy). The costs of AEs associated with the catheter ablation procedure were \$A636 and \$A14 063 for the initial and a repeat (\$A2977) of the procedure.

The corresponding QALYs and LYs were 4.58 and 6.99 in the catheter ablation arm, and 4.30 and 6.53 in the

medical therapy arm, which resulted in ICERs of \$A55 942/QALY and \$A35 020/LY, respectively (table 4). Based on the normally quoted WTP/QALY threshold in Australia, offering catheter ablation to patients with concomitant AF and HF who are not responsive to antiarrhythmic medications is not cost-effective.

### Sensitivity analyses

The Tornado diagram shows that the ICER was mostly sensitive to the cost of ablation, time horizon and cost of outpatient care. The ICER was less sensitive to the probability of having repeated ablation, baseline utility, discount rate and cost of death. On contrary, ICER was not sensitive to the cost of hospitalisation due to worsening of HF. With the variation of these model parameters, the ICER varied to a certain extent (figure 2).

The PSA analyses by incorporating distribution of key model parameters showed that the mean results based on 5000 simulations of the probabilistic model were identical to the base case results (table 3). The probability of catheter ablation being not cost-effective was 84% based on the PSA analysis (figure 3). The cost-effectiveness acceptability curve showed that if the WTP/QALY threshold was greater than \$A65 000, catheter ablation may become a cost-effective treatment strategy in comparison to medical treatment alone, with a probability of 92.7% (figure 4).

## DISCUSSION

The inconsistency in the effectiveness of anti-AF treatment in the patients with concomitant HF or vice versa is well recognised. For example, beta blockers are indicated in patients with symptomatic HF with reduced ejection fraction while their poorer efficacy in patients with concomitant HF and AF precluded them being used preferentially over other rate-control medications and not regarded as standard therapy to improve patients' prognosis.<sup>15</sup> Similarly, it was observed that adding antiarrhythmic drugs for patients with severe HF led to increased early mortality related to the worsening of HF.<sup>16</sup> It was recognised that incident AF has a profoundly negative effect on mortality and hospitalisations for HF with reduced ejection fraction, and it would certainly appear that the optional time for intervention in patients

Table 2 Cost of treating catheter ablation-related adverse events

Adverse events	Unit cost	Sources	Proportion (%)
Pericardial effusion	\$A11 601.00	AR-DRG F61B	1.68
Severe bleeding	\$A9469.00	AR-DRG Q62A	1.68
Minor bleeding	\$A2476.00	AR-DRG Q62B	1.12
Pulmonary vein stenosis	\$A11 194.00	AR-DRG F10B	0.56
Pneumonia	\$A5039.00	AR-DRG D63A	1.68
Groin Infection	\$A5039.00	AR-DRG D63A	0.56
Fever	\$A5039.00	AR-DRG D63A	0.56
Worsen heart failure	\$A9254.65	AR-DRG F62A-C	0.56

The incidence of catheter ablation-related adverse events was sourced from the study by Marrouche *et al* 2018<sup>22</sup>, online supplementary table S11.  
AR-DRG, Australian Refined Diagnosis Related Group.

**Table 3** Variables tested and the results from probabilistic sensitivity analyses

Variable	Distribution	Reference	
Cost of hospitalisation due to worsening of HF	Gamma (alpha 100, lambda 0.0108)	Assumption	
Cost of death event	Gamma (alpha 100, lambda 0.0192)	Assumption	
Disutility of a hospitalisation due to worsening of HF	Beta (alpha 89.9, beta 809.1)	Yao <i>et al</i> <sup>42</sup>	
Utility of being in HF	Beta (alpha 657.72, beta 323.95)	Miller <i>et al</i> <sup>43</sup>	
	<b>Catheter ablation</b>	<b>Medical therapy</b>	<b>ICER</b>
Cost	\$A44 378 (42 628, 46 193)	\$A28 521 (27 434, 29 705)	–
QALYs	4.57 (3.63, 5.43)	4.28 (3.39, 5.09)	\$A55 234

HF, heart failure; ICER, incremental cost-effectiveness ratio; LYs, life years; QALYs, quality-adjusted life years.

with HF is early after AF onset.<sup>29</sup> This triggered exploration of the effectiveness of catheter ablation in patients with both AF and HF given its proven effectiveness in patients with AF. This answered an important clinical question as to whether to offer this expensive and invasive procedure to patients deemed at risk of high morbidity and mortality. The current study however, addressed another unanswered question in regard to the long-term cost-effectiveness of catheter ablation for patients comorbid with AF and HF. It was found that catheter ablation was associated with higher cost and benefits (ie, QALYs and LYs gained), and the resultant ICER was \$A55 942/QALY, which is considered not cost-effective in the Australia healthcare setting.

**Table 4** Base case results from the Markov model

	Catheter ablation	Medical therapy	ICER
Total cost	\$A4 377	\$A28 506	–
Medication	\$A14 656	\$A14 534	–
Hospitalisation due to HF	\$A6564	\$A5724	–
CA and repeated CA*	\$A14 063	0	–
Examinations	\$A541	\$A506	–
Outpatient consultation	\$A3783	\$A3539	–
SAEs	\$A636	0	–
All cause deaths	\$A4135	\$A4204	–
Number of death†	9991	9992	–
Number of hospitalisation†	8052	7068	–
QALYs	4.581	4.297	\$A55 942/QALY
LYs	6.985	6.532	\$A35 020/LY

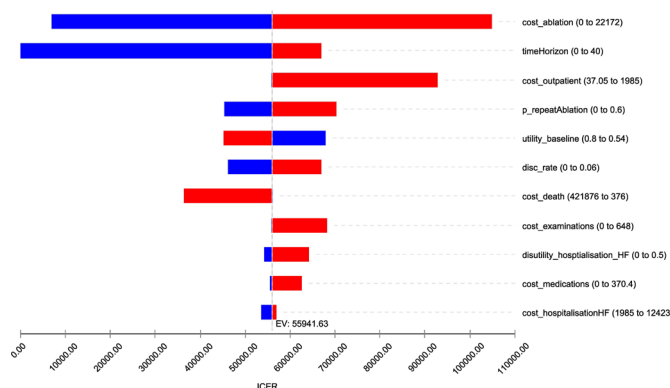
\*The cost associated with SAEs due to the repeated CA was included.

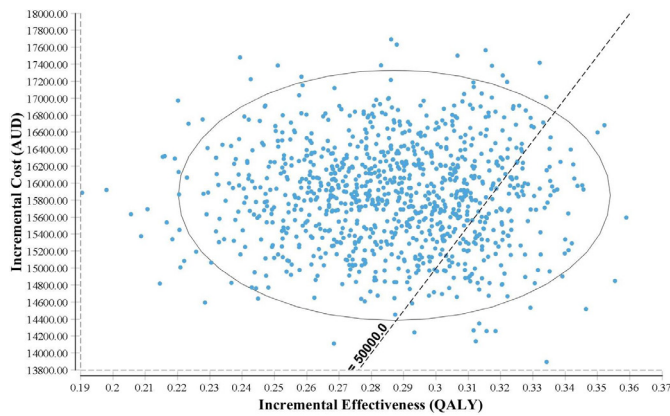
†This is based on 10 000 patients.

CA, catheter ablation; HF, heart failure; ICER, incremental cost-effectiveness ratio; LYs, life years; QALYs, quality-adjusted life years; SAEs, serious adverse events.

AF is one of the most common sustained arrhythmias in chronic HF. The prognostic influence of the presence of AF in HF is recognised, with studies reporting an independent adverse effect on mortality. AF is correlated with left ventricular (LV) systolic function and is associated with an adverse prognosis in HF regardless of the LV systolic function.<sup>14</sup> Hence, treating the AF condition for patients with HF is of significant importance to improve their long-term survival.

HF is associated with high reoccurring readmission rates within 30 days of discharge, and a high number of deaths, nearly half of whom will die within 1 year of discharge. It was reported that 70% of HF healthcare costs are attributable to acute hospital care with more than 41 000 people hospitalised annually in Australia (total number of hospitalisations due to circulatory conditions in Australia's hospitals was 556 638 in 2015–16).<sup>30</sup> The pressure to avoid or reduce hospitalisations for patients with HF is increasing particularly given the Federal government plans to penalise hospitals for exceeding the benchmark for readmission rates. From the pivotal trial,<sup>22</sup> it was observed that hospitalisations due to the worsening of HF were reduced because of the treatment of patients with catheter ablation, which translates into cost savings in the long term. This is important and has policy implications to both the healthcare provider and the Federal government. It was worth noting that the benefits in relation

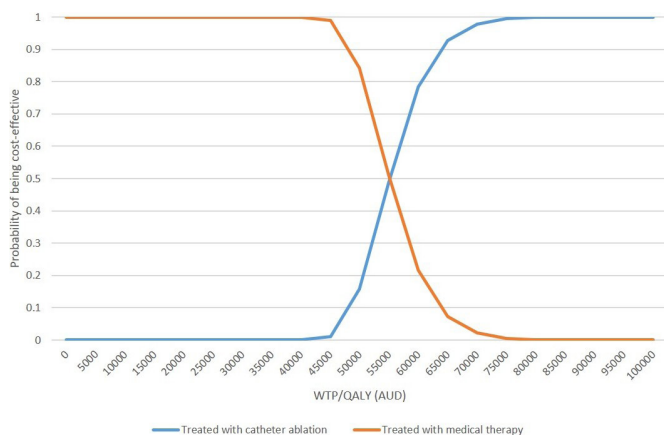
**Figure 2** Results from the one-way deterministic sensitivity analysis\_ Tornado diagram.



**Figure 3** Cost-effectiveness plane. AUD, Australian dollar; QALY, quality-adjusted life years.

to the treatment of catheter ablation primarily lied with the reduced mortality due to the delayed worsening of heart function. For example, our model showed that per 10 000 patients treated, the number of deaths over the lifetime horizon was 9991 in the catheter ablation arm versus 9992 in the medical therapy arm or a saving of 1 death. In contrast, the total number of hospitalisations over the lifetime of the cohort for worsening of HF per 10 000 patients was 8052 in the catheter ablation group versus 7068 in the medical treatment group (while the maximum number of hospitalisations per person was seven in both groups). The higher number of hospitalisations in the catheter ablation group was due to the prolonged overall survival of patients (ie, the difference in LY was 0.453).

The cost-effectiveness of catheter ablation in the treatment of patients with AF has been well studied. In a study by Chan *et al*, comparing to medical therapy, catheter ablation had ICERs ranging from US\$28 700/QALY to US\$51 800/QALY depending on patient characteristics.<sup>31</sup> A white paper by the Institute of Clinical and Economic Review examined the cost-effectiveness of AF rhythm control strategies in multiple contexts. Catheter ablation was investigated as first-line and second-line treatments compared with



**Figure 4** Cost-effectiveness acceptability curve. AUD, Australian dollar; QALY, quality-adjusted life year; WTP, willingness to pay.

rate control as a second-line treatment following failure of amiodarone. The resultant ICERs varied from US\$26 869/QALY (younger patients with low risk) to US\$80 615/QALY (older patients with high risk) for catheter ablation use as first line; while the ICERs were between US\$37 808/QALY (younger patients with low risk) and US\$96 846/QALY (older patients with high risk) when catheter ablation was modelled as a second-line therapy.<sup>32</sup> A more recent study by Aronsson *et al* reported a baseline ICER of €50 570/QALY when comparing catheter ablation with amiodarone as a first-line therapy for a lifetime horizon in four European countries. The ICER was lowest in younger patients (€3434/QALY for those ≤50 years vs €108 937/QALY for those >50 years).<sup>33</sup> Our study was the first to evaluate the cost-effectiveness of catheter ablation in patients with concomitant AF and HF. Since the underlying mortality and morbidity rates are significantly different in patients with AF alone and AF and HF concomitantly,<sup>34 35</sup> the results are deemed not directly comparable. However, the total QALY gains for patients with HF predicted by other economic modelling studies were between 3.99 and 7.74<sup>36–38</sup> over a lifetime horizon, while the results from the current study fell well within the range.

The greatest strength of the current study is that the most recent trial data were used to inform the model parameters. The widely used algorithm was employed to reconstruct the IPD from the published Kaplan-Meier curve. The transition probabilities from alive to death and experiencing hospitalisation (due to worsening of HF) were directly derived from the reconstructed IPD. In addition, extensive sensitivity analyses were conducted to examine the robustness of the base case results. As normal, this study comes with some limitations. The reconstructed IPD is only a maximum approximation of the real data. In particular, the model did not account for the repeated catheter ablation. However, the cost related to the repeated procedure was included, and it is believed that the reduced benefit attributable to the recurrent AF after the catheter ablation was captured in the pivotal trial, since the median follow-up was 37.8 months over the study. There are uncertainties around the extrapolation of Kaplan-Meier curves observed during the trial to the long term; however, the predicted QALY gains are very similar to the existing modelled studies in HF. Further, the ICER produced in the current study may be subject to changes given there are several ongoing trials examining the catheter ablation in the same patient population (RAFT-AF NCT01420393, EAST-AFNET4 NCT01288352, CABANA NCT00911508). Lastly, since the pivotal trial informed the efficacy of catheter ablation was conducted between 2008 and 2016, before the advent of state-of-art HF medical therapy (ie, sacubitril/valsartan), the incremental benefit from the catheter ablation might be overestimated to some extent, which would alter the cost-effectiveness conclusion. But the presented study could still provide important evidence for its interim cost-effectiveness.



## CONCLUSIONS

Offering catheter ablation procedure to patients with systematic paroxysmal or persistent AF who failed to respond to antiarrhythmic drugs was associated with higher costs and greater benefits in terms of QALYs and LYs gained in comparison to medical therapy alone. However, this intervention is not cost-effective from the Australia healthcare system perspective over a lifetime horizon given its likely shorter duration of effectiveness.

**Acknowledgements** LG is supported by the Alfred Deakin Postdoctoral Research Fellowship, Deakin University, Australia.

**Contributors** GL conceived and designed the study and drafted the manuscript. MM interpreted the results and critically revised the manuscript.

**Funding** The authors have not declared a specific grant for this research from any funding agency in the public, commercial or not-for-profit sectors.

**Competing interests** None declared.

**Patient consent for publication** Not required.

**Provenance and peer review** Not commissioned; externally peer reviewed.

**Data availability statement** All data relevant to the study are included in the article or uploaded as supplementary information.

**Open access** This is an open access article distributed in accordance with the Creative Commons Attribution Non Commercial (CC BY-NC 4.0) license, which permits others to distribute, remix, adapt, build upon this work non-commercially, and license their derivative works on different terms, provided the original work is properly cited, appropriate credit is given, any changes made indicated, and the use is non-commercial. See: <http://creativecommons.org/licenses/by-nc/4.0/>.

## REFERENCES

- Braunschweig F, Cowie MR, Auricchio A. What are the costs of heart failure? *Europace* 2011;13(suppl 2):ii13–17.
- Guha K, McDonagh T. Heart failure epidemiology: European perspective. *Curr Cardiol Rev* 2013;9:123–7.
- Wodchis WP, Bhatia RS, Leblanc K, et al. A review of the cost of atrial fibrillation. *Value in Health* 2012;15:240–8.
- Chugh SS, Havmoeller R, Narayanan K, et al. Worldwide epidemiology of atrial fibrillation: a global burden of disease 2010 study. *Circulation* 2014;129:837–47.
- Colilla S, Crow A, Petkun W, et al. Estimates of current and future incidence and prevalence of atrial fibrillation in the U.S. adult population. *Am J Cardiol* 2013;112:1142–7.
- Australian Institute of Health and Welfare. *Australia's health series no. 12. Cat. no. AUS 122*. Canberra: AIHW, 2010.
- Desai AS, Stevenson LW. Rehospitalization for heart failure: predict or prevent? *Circulation* 2012;126:501–6.
- Amin AN, Jhaveri M, Lin J. Hospital readmissions in US atrial fibrillation patients: occurrence and costs. *Am J Ther* 2013;20:143–50.
- Chiang CE, Naditch-Brule L, Murin J, et al. Distribution and risk profile of paroxysmal, persistent, and permanent atrial fibrillation in routine clinical practice: insight from the real-life global survey evaluating patients with atrial fibrillation international registry. *Circ Arrhythm Electrophysiol* 2012;5:632–9.
- van Deursen VM, Urso R, Laroche C, et al. Co-Morbidities in patients with heart failure: an analysis of the European heart failure pilot survey. *Eur J Heart Fail* 2014;16:103–11.
- Stewart S, Hart CL, Hole DJ, et al. A population-based study of the long-term risks associated with atrial fibrillation: 20-year follow-up of the Renfrew/Paisley study. *Am J Med* 2002;113:359–64.
- Maisel WH, Stevenson LW. Atrial fibrillation in heart failure: epidemiology, pathophysiology, and rationale for therapy. *Am J Cardiol* 2003;91:2–8.
- Wang TJ, Larson MG, Levy D, et al. Temporal relations of atrial fibrillation and congestive heart failure and their joint influence on mortality. *Circulation* 2003;107:2920–5.
- Mamas MA, Caldwell JC, Chacko S, et al. A meta-analysis of the prognostic significance of atrial fibrillation in chronic heart failure. *Eur J Heart Fail* 2009;11:676–83.
- Kotecha D, Holmes J, Krum H, et al. Efficacy of  $\beta$  blockers in patients with heart failure plus atrial fibrillation: an individual-patient data meta-analysis. *Lancet* 2014;384:2235–43.
- Køber L, Torp-Pedersen C, McMurray JJV, et al. Increased mortality after dronedarone therapy for severe heart failure. *N Engl J Med* 2008;358:2678–87.
- Wazni OM, Marrouche NF, Martin DO, et al. Radiofrequency ablation vs antiarrhythmic drugs as first-line treatment of symptomatic atrial fibrillation. *JAMA* 2005;293:2634–40.
- Morillo CA, Verma A, Connolly SJ, et al. Radiofrequency ablation vs antiarrhythmic drugs as first-line treatment of paroxysmal atrial fibrillation (RAAFT-2). *JAMA* 2014;311:692–9.
- Nielsen JC, Mortensen LS, Hansen PS. Radiofrequency ablation as initial therapy in paroxysmal atrial fibrillation. *New Engl J Med* 2013;368:478–9.
- January CT, Wann LS, Alpert JS, et al. 2014 AHA/ACC/HRS guideline for the management of patients with atrial fibrillation: a report of the American College of Cardiology/American heart association Task force on practice guidelines and the heart rhythm Society. *Circulation* 2014;130:e199–267.
- Fuster V, Rydén LE, Cannom DS, et al. ACC/AHA/ESC 2006 guidelines for the management of patients with atrial fibrillation—executive summary: a report of the American College of Cardiology/American heart association Task force on practice guidelines and the European Society of cardiology Committee for practice guidelines (writing Committee to revise the 2001 guidelines for the management of patients with atrial fibrillation). *Eur Heart J* 2006;27:1979–2030.
- Marrouche NF, Brachmann J, Andresen D, et al. Catheter ablation for atrial fibrillation with heart failure. *N Engl J Med* 2018;378:417–27.
- Guyot P, Ades AE, Ouwens MJNM, et al. Enhanced secondary analysis of survival data: reconstructing the data from published Kaplan-Meier survival curves. *BMC Med Res Methodol* 2012;12:9.
- Latimer NR. Survival analysis for economic evaluations alongside clinical trials—extrapolation with patient-level data: inconsistencies, limitations, and a practical guide. *Med Decis Making* 2013;33:743–54.
- Royston P, Parmar MKB. Flexible parametric proportional-hazards and proportional-odds models for censored survival data, with application to prognostic modelling and estimation of treatment effects. *Stat Med* 2002;21:2175–97.
- Pharmaceutical Benefits Advisory Committee. Guidelines for preparing submissions to the pharmaceutical benefits Advisory Committee (PBAC), version 5.0, 2016. Available: <https://pbac.pbs.gov.au/> [Accessed 21 May 2018].
- Ganesan AN, Shipp NJ, Brooks AG, et al. Long-term outcomes of catheter ablation of atrial fibrillation: a systematic review and Meta-analysis. *J Am Heart Assoc* 2013;2:e004549.
- Wang S, Gum D, Merlin T. Comparing the ICERs in medicine reimbursement submissions to NICE and PBAC—Does the presence of an explicit threshold affect the ICER proposed? *Value in Health* 2018.
- Verma A, Kalman JM, Callans DJ. Treatment of patients with atrial fibrillation and heart failure with reduced ejection fraction. *Circulation* 2017;135:1547–63.
- Australian Institute of Health and Welfare. *Admitted patient care 2015–16: Australian hospital statistics. health services series no.75. cat. No. HSE 185*. Canberra: AIHW, 2017.
- Chan PS, Vijan S, Morady F, et al. Cost-Effectiveness of radiofrequency catheter ablation for atrial fibrillation. *J Am Coll Cardiol* 2006;47:2513–20.
- Ollendorf DA, Silverstein MD, Bobo T. *Management options for atrial fibrillation*. US Institute for Clinical and Economic Review, 2010.
- Aronsson M, Walfridsson H, Janson M, et al. The cost-effectiveness of radiofrequency catheter ablation as first-line treatment for paroxysmal atrial fibrillation: results from a MANTRA-PAF substudy. *Europace* 2015;17:48–55.
- Chamberlain AM, Redfield MM, Alonso A, et al. Atrial fibrillation and mortality in heart failure: a community study. *Circ Heart Fail* 2011;4:740–6.
- Santhanakrishnan R, Wang N, Larson MG, et al. Atrial fibrillation begets heart failure and vice versa: temporal associations and differences in preserved versus reduced ejection fraction. *Circulation* 2016;133:484–92.
- Lee D, Wilson K, Akehurst R, et al. Cost-Effectiveness of eplerenone in patients with systolic heart failure and mild symptoms. *Heart* 2014;100:1681–7.
- Almenar L, Díaz B, Quesada A, et al. Cost-Effectiveness analysis of cardiac resynchronization therapy in patients with NYHA I and NYHA II heart failure in Spain. *Int J Technol Assess Health Care* 2013;29:140–6.
- Griffiths A, Paracha N, Davies A, et al. The cost effectiveness of ivabradine in the treatment of chronic heart failure from the UK National health service perspective. *Heart* 2014;100:1031–6.





39. Roy D, Talajic M, Nattel S, *et al.* Rhythm control versus rate control for atrial fibrillation and heart failure. *N Engl J Med* 2008;358:2667–77.
40. Neumann A, Mostardt S, Biermann J, *et al.* Cost-Effectiveness and cost-utility of a structured collaborative disease management in the interdisciplinary network for heart failure (INH) study. *Clin Res Cardiol* 2015;104:304–9.
41. Pandor A, Thokala P, Gomersall T, *et al.* Home telemonitoring or structured telephone support programmes after recent discharge in patients with heart failure: systematic review and economic evaluation. *Health Technol Assess* 2013;17:1–208.
42. Yao G, Freemantle N, Flather M, *et al.* Long-Term cost-effectiveness analysis of nebivolol compared with standard care in elderly patients with heart failure: an individual patient-based simulation model. *Pharmacoeconomics* 2008;26:879–89.
43. Miller LC, Cox KR. Case management for patients with heart failure: a quality improvement intervention. *J Gerontol Nurs* 2005;31:20–8.