

BMJ Open

BMJ Open is committed to open peer review. As part of this commitment we make the peer review history of every article we publish publicly available.

When an article is published we post the peer reviewers' comments and the authors' responses online. We also post the versions of the paper that were used during peer review. These are the versions that the peer review comments apply to.

The versions of the paper that follow are the versions that were submitted during the peer review process. They are not the versions of record or the final published versions. They should not be cited or distributed as the published version of this manuscript.

BMJ Open is an open access journal and the full, final, typeset and author-corrected version of record of the manuscript is available on our site with no access controls, subscription charges or pay-per-view fees (<http://bmjopen.bmj.com>).

If you have any questions on BMJ Open's open peer review process please email editorial.bmjopen@bmj.com

BMJ Open

Research Priorities in Fragility Fractures of the Lower Limb and Pelvis: A UK Priority Setting Partnership with the James Lind Alliance

Journal:	<i>BMJ Open</i>
Manuscript ID	bmjopen-2018-023301
Article Type:	Research
Date Submitted by the Author:	09-Apr-2018
Complete List of Authors:	<p>Fernandez, Miguel; University of Oxford Nuffield Department of Orthopaedics Rheumatology and Musculoskeletal Sciences, Oxford Trauma; University Hospitals Coventry and Warwickshire NHS Trust, Trauma & Orthopaedic Surgery</p> <p>Arnel, Laura; University of Oxford Nuffield Department of Orthopaedics Rheumatology and Musculoskeletal Sciences, Oxford Trauma</p> <p>Gould, Jenny; Patient representative</p> <p>McGibbon, Alwin; Patient representative</p> <p>Grant, Richard; Patient representative</p> <p>Bell, Philip; Patient representative</p> <p>White, Stuart; Royal Sussex County Hospital</p> <p>Baxter, Mark; University Hospital Southampton NHS Foundation Trust</p> <p>Griffin, Xavier; University of Oxford Nuffield Department of Orthopaedics Rheumatology and Musculoskeletal Sciences, Kadoorie Centre</p> <p>Chesser, Tim; North Bristol NHS Trust, Trauma & Orthopaedics</p> <p>Keene, David; University of Oxford Nuffield Department of Orthopaedics Rheumatology and Musculoskeletal Sciences, Oxford Trauma</p> <p>Kearney, R.S.; University of Warwick,</p> <p>White, Catherine; James Lind Alliance</p> <p>Costa, Matthew; University of Oxford, Nuffield Department of Orthopaedics, Rheumatology, and Musculoskeletal Sciences</p>
Keywords:	Adult orthopaedics < ORTHOPAEDIC & TRAUMA SURGERY, Musculoskeletal disorders < ORTHOPAEDIC & TRAUMA SURGERY, Hip < ORTHOPAEDIC & TRAUMA SURGERY, fragility fractures

SCHOLARONE™
Manuscripts

Research Priorities in Fragility Fractures of the Lower Limb and Pelvis: A UK Priority Setting Partnership with the James Lind Alliance.

M. A. Fernandez^{1,2*}, L. Arnel¹, J. Gould³, A. McGibbon³, R. Grant³, P. Bell³, S. White⁴, M. Baxter⁵, X. L. Griffin¹, T. J. S. Chesser⁶, D. J. Keene¹, R. Kearney⁷, C. White⁸, and M. L. Costa¹

¹Oxford Trauma, University of Oxford, Kadoorie Centre, John Radcliffe Hospital, Headley Way, Oxford OX3 9DU, UK

²University Hospitals Coventry & Warwickshire NHS Trust, Clifford Bridge Road, Coventry, CV2 2DX, UK

³ Patient representatives, UK

⁴Royal Sussex County Hospital, Brighton, BN2 5BE, UK

⁵University Hospital Southampton NHS Foundation Trust, Tremona Road, Southampton, SO16 6YD, UK

⁶North Bristol NHS Trust, Southmead Hospital, Bristol BS10 5NB, UK

⁷University of Warwick, Clinical Trials Unit, Gibbet Hill Road, Coventry, CV4 7AL, UK

⁸James Lind Alliance advisor (to Feb 2018), National Institute for Health Research, University of Southampton, Enterprise Road, Southampton, SO16 7NS, UK

*corresponding author: Mr M. A. Fernandez, Oxford Trauma, University of Oxford, Kadoorie Centre, John Radcliffe Hospital, Headley Way, Oxford OX3 9DU, UK. miguel.fernandez@ndorms.ox.ac.uk Tel. 07939250006

Keywords: Adult orthopaedics, fragility fractures, lower limb, priority setting partnership

Word count: 2434

ABSTRACT

Objective: To determine research priorities in fragility fractures of the lower limb and pelvis, which represent the shared priorities of patients, their friends and families, carers, and healthcare professionals.

Design/Setting: A national (UK) research Priority Setting Partnership.

Participants: Patients: over 60 years of age who have experienced a fragility fracture of the lower limb or pelvis; carers involved in their care (both in and out of hospital); family and friends of patients; healthcare professionals involved in the treatment of these patients including but not limited to surgeons, anaesthetists, paramedics, nurses, general practitioners, physicians, physiotherapists, and occupational therapists.

Methods: Using established methodology in partnership with the James Lind Alliance over an 18-month period between August 2016 and January 2018, a national scoping survey asked respondents to submit their research uncertainties. These were then amalgamated into a smaller number of representative research questions. A search of the existing evidence was undertaken to ensure that the questions had not been answered. A second national survey was distributed asking respondents to prioritise the research questions. A final shortlist of 25 questions was taken to a multi-stakeholder workshop where a consensus was reached on the top 10 priorities.

Results: There were 963 original research uncertainties submitted by 365 respondents to the first survey. These original research uncertainties were refined into 88 representative research questions of which 76 were judged to be true uncertainties following a review of the current research evidence. Healthcare professionals and other stakeholders (patients, carers, friends and families) were represented equally in the respondents to both surveys. The top ten research questions represented uncertainties in rehabilitation, pain management, anaesthesia, and surgery.

Conclusions: We report the top 10 UK research priorities in patients with fragility fractures of the lower limb and pelvis derived by a Priority Setting Partnership with the James Lind Alliance.

STRENGTHS AND LIMITATIONS OF THIS STUDY

- Use of established and transparent JLA methodology.
- Survey responses from all over the UK with a 50:50 split between healthcare professionals and non-healthcare professionals (patients, carers, family & friends).
- While the research priorities are now reported, it is up to the research community and research funding organisations to refine and deliver the answers to these questions.

1
2
3
4
5
6
7
8
9
10
11
12
13
14
15
16
17
18
19
20
21
22
23
24
25
26
27
28
29
30
31
32
33
34
35
36
37
38
39
40
41
42
43
44
45
46
47
48
49
50
51
52
53
54
55
56
57
58
59
60

MORE INFORMATION

You can see the full list of original uncertainties and indicative research questions at the websites below, including out of scope questions:

JLA Website:

<http://www.jla.nihr.ac.uk/priority-setting-partnerships/broken-bones-in-older-people/>

NDORMS Website:

<https://www.ndorms.ox.ac.uk/research-groups/oxford-trauma/broken-bones-in-older-people>

INTRODUCTION

Nine million new fragility fractures presented in the year 2000, with 50 million people worldwide suffering from the sequelae of these fractures.[1] Hip fractures alone are expected to rise from 1.31 million in 1990 to an estimated 6.26 million per year globally by 2050.[2] The associated treatment costs are around 2% of the total healthcare burden in the UK – approximately £3billion per year.[3]

Adults with fragility fractures of the lower limb or pelvis usually require treatment in hospital and often have other medical comorbidities, along with complex health and social care needs requiring intervention from a number of healthcare professionals and carers.

Research in the field of fragility fractures is usually driven by academics and pharmaceutical companies. There is evidence of a mismatch between the research priorities of patients and healthcare professionals and the research which is actually undertaken and delivered.[4-6] This situation is changing. Patient and public involvement (PPI) in research has flourished in the UK, driven by the National Institute of Health Research (NIHR) such that PPI involvement is now a key part of the design, conduct and delivery of research in health and social care.[7]

The James Lind Alliance (JLA) is a non-profit organisation hosted by the NIHR with the aim of raising awareness of research which is directly relevant and of potential benefit to patients and treating clinicians. The guiding principle is to bring together patients, carers, and clinicians to identify and agree on which research uncertainties are most important. To date, there have been over 50 priority setting partnerships across a range of disciplines with over 100 research topics addressed as a direct result of the JLA priority setting partnerships.[8,9]

The aim of this work is to establish the research priorities for adults with fragility fractures of the lower limb and pelvis, which represent the shared interests and priorities of patients, their families and friends, carers, and healthcare professionals.

METHODS

The ‘Broken Bones in Older People’ priority setting partnership (PSP) took place over an 18-month period between August 2016 and January 2018. An overview of the methodology is shown in Figure 1.

Steering group & Partner Organisations

The clinical lead (MC) initiated the priority setting partnership and guided the appointment of a steering group to oversee and contribute to the process. The

steering group consisted of patient representatives, healthcare professionals, and carers with established links to relevant partner organisations (see Appendix 1) to ensure that a range of stakeholder groups were represented. A JLA Adviser (CW) supported and guided the PSP as a neutral facilitator to ensure that it was undertaken in a fair and transparent way with equal contribution from patients, carers and healthcare professionals. An information specialist (MF) managed the data and performed the analysis. This was overseen and advised on by the steering group.

Scope

All research uncertainties related to fragility fractures of the lower limbs and pelvis for patients over 60 years of age. All stages of the patient pathway were eligible including the immediate care of fragility fractures by the emergency services, acute in-hospital care, and out-of-hospital care. Primary prevention strategies for fragility fractures were excluded.

Scoping Survey & Identification of Themes

A national scoping survey asked respondents to submit their research uncertainties and provide some optional basic demographic information (gender, first three letters of their postcode, and to identify themselves as either a carer, patient, family/friend of someone over 60 years of age with a fragility fracture, or a healthcare professional). The survey was available in both paper and online formats (Bristol online survey tool)[10]. A pilot phase was undertaken to ensure acceptability to all stakeholder groups prior to launch. In addition to submissions from survey respondents, we included research uncertainties highlighted in relevant national guidelines published by The National Institute for Health and Care Excellence (NICE).[11,12]

All original submissions were analysed using techniques common to qualitative thematic analysis to define themes and subthemes. The process included initial data immersion (reading and re-reading the submissions), coding of common ideas/themes, identification and naming of themes and subthemes, and a final review to refine the overarching themes. The Steering Group oversaw and advised on this work.

Indicative Questions & Evidence Search

The overarching themes and subthemes from the thematic analysis were used to generate a smaller number of representative research questions, so called 'indicative questions'. The indicative questions were reviewed by the steering group to ensure that they were a true representation of the original submissions, and to ensure that the language used was understandable to all stakeholder groups. For each indicative question, a review of the current research evidence was undertaken to ensure that the proposed indicative questions were 'true uncertainties' and had not already been answered by research. MF searched PubMed, the grey literature (www.opengrey.eu), The Cochrane Central Register of Controlled Trials (CENTRAL) (www.cochranelibrary.com/about/central-landing-page.html), The WHO international Clinical Trials Registry Platform Search Portal (<http://www.who.int/ictrp/en>), Current Controlled trials

1
2
3
4
5
6
7
8
9
10
11
12
13
14
15
16
17
18
19
20
21
22
23
24
25
26
27
28
29
30
31
32
33
34
35
36
37
38
39
40
41
42
43
44
45
46
47
48
49
50
51
52
53
54
55
56
57
58
59
60

(<http://www.controlledtrials.com/isrctn/>), the US National Institute of Health Trials Registry (<https://clinicaltrials.gov>), and published UK national guidelines.[11,12] Indicative questions were excluded if the steering group agreed that high quality evidence was found (e.g. large clinical trials either published or in-progress, published meta-analyses, or published national evidence based guidelines). The remaining indicative questions went through to interim prioritisation.

Interim Prioritisation Survey

A second national survey asked respondents to state the importance of each indicative question on a five level Likert scale (1 not important, 2 low importance, 3 no opinion, 4 high importance, 5 extremely important). The survey was available in paper and online formats and went through a pilot phase prior to launch. All indicative questions were ranked (interim prioritisation) by calculating a mean score per question based on the number of responses at each of the five response levels. The results were reviewed by the steering group who decided to take the top 25 to the final workshop.

Final Workshop

This was a one-day multi-stakeholder workshop involving patients, carers, and healthcare professionals. Participants worked in small groups to independently rank the top 25 indicative questions from the interim prioritisation process. The combined results of small group discussions were presented to the whole group. These were considered before a further round of small group discussions. Finally, the whole group came back together again to establish a consensus on the top 10 research priorities for fragility fractures of the lower limb and pelvis.

Patient & Public Involvement

Patient and carer representatives were actively involved throughout the process; from the initial stages of planning and overseeing the study as part of the steering group, to participation in the final workshop to ensure that the patient and carer ‘voice’ was represented in the final prioritisation. The steering group made particular efforts to approach a diverse range of patient and carer groups across a number of settings to encourage responses to the surveys. The dissemination strategy of this work includes a plain English summary alongside the scientific publication, which will be circulated to the partner organisations and PPI groups.

RESULTS

Nine hundred and sixty-three research uncertainties were submitted by 365 respondents to the first survey. After removal of ‘out-of-scope’ uncertainties, there were 810 remaining. Respondents were located throughout the UK (see Figure 2). Fifty-one percent (51%) of respondents identified themselves as healthcare professionals and 49% non-healthcare professionals (23% family and friends, 16% patients, 10% carers). Eleven themes were identified: pain, nutrition, surgery, medications & devices, anaesthesia, rehabilitation, falls, anxiety & depression, diagnosis, information, and

service delivery. From these themes 88 indicative questions were formulated to represent the original uncertainties. Twelve indicative questions were excluded following a search of the research evidence leaving 76 indicative questions for interim prioritisation.

The interim prioritisation survey received 209 responses from different regions of the UK (Figure 3) of which 47% identified themselves as healthcare professionals and 53% non-healthcare professionals (15% family & friends, 28% patients, 10% carers). Each question was scored based on the responses to interim prioritisation and ranked from positions 1 to 76. The ranking was reviewed by the steering group and the top 25 questions were taken to the final prioritisation workshop where a consensus was reached on the top 10 research priorities (see Box 1 for priorities 1-10 and Appendix 2 for priorities 11-25).

DISCUSSION

We have reported the results of a UK priority setting partnership with the James Lind Alliance and identified the top 10 research priorities in patients with fragility fractures of the lower limb and pelvis. These research priorities represent the shared interests of the multiple stakeholders affected by fragility fractures: patients, family & friends, carers, and healthcare professionals. The top 10 priorities emphasise the lack of evidence to guide 'rehabilitation' following fragility fracture and highlight a number of unanswered questions in postoperative physiotherapy, weight-bearing, as well as rehabilitation pathways for patients with cognitive impairment.

This study has a number of strengths. Patient and carers were actively involved at all stages of the process to ensure that the patient voice was heard and remained at the centre of our efforts. We used the established and transparent JLA methodology to conduct this priority setting partnership. All the original research submissions, as well as the indicative questions (76 in total) are available on the JLA website.[8] The number of survey responses were comparable to other JLA priority setting partnerships,[13] and we achieved a 50:50 balance between responses from healthcare professionals and non-healthcare professionals. Responses were submitted from all over the UK and we are therefore confident that this work represents a national viewpoint.

Fragility fractures affect frail older people disproportionately. Considerable efforts were required to ensure that all patient groups were able to access and respond to our national surveys. These strategies included accessing clinical environments (e.g. GP surgeries, hospital outpatient clinics) with paper surveys as well as sending our online survey link via the mailing lists of national organisations such as the National Osteoporosis Society to ensure as widespread inclusion of patient groups as possible. However, despite these efforts, it is possible that the research priorities reported still underrepresent the frailest group which includes those with permanent cognitive impairment for whom responding to a survey may not be possible. However, we are encouraged to see a research uncertainty in the top 10 specifically directed towards identifying the key components of a rehabilitation pathway for those with chronic cognitive impairment.

We found that research questions which were very specific - which identified the intervention and comparator within the question - tended to attract a lower ranking than more general questions asking a broader less well defined research question.

1
2
3
4
5
6
7
8
9
10
11
12
13
14
15
16
17
18
19
20
21
22
23
24
25
26
27
28
29
30
31
32
33
34
35
36
37
38
39
40
41
42
43
44
45
46
47
48
49
50
51
52
53
54
55
56
57
58
59
60

For example, questions asking ‘what is the best physiotherapy?’ were found to attract more votes than more specific questions comparing two specific interventions (e.g. ‘Which is better, tai chi or standard physiotherapy?’). This may reflect an opinion by survey respondents that broader questions may have wider impact and cover multiple interventions.

This work has highlighted the top research questions in lower limb and pelvic fragility fracture research. It is now up to the research community and research funders to refine and deliver the answers to these questions. We hope this work will shape the research landscape in this area and help to deliver meaningful advances in the quality-of-life and care of patients.

ACKNOWLEDGEMENTS

The authors wish to acknowledge the patients, their families and friends, carers, and healthcare professionals who submitted responses to the national surveys. In addition, we would like to thank the partner organisations (Appendix 1) who supported and promoted this work, the JLA for support and guidance throughout the process, and all attendees at the final workshop who worked tirelessly to achieve a consensus on the top 10 research questions: (Vicky Crawford, Anita Vowles, Robert Crouch, Andrew McAndrew, Nigel Rees, Helen Wilson, Pippa Ellery, Cliff Shelton, Debs Smith, Josephine Rowling, Karen Keates, Stella Saunders, Sheila Holmes, Jean Maston, Shirley MacWhirter, Thelma Sanders, Sue Bremner-Milne, Diane Hackford, John Cocker, Sheela Upadhyaya, and Toto Anne Gronlund).

AUTHOR CONTRIBUTIONS

All authors have made substantial contributions to the design, implementation, analysis, and delivery of this research. All authors have read and approved the final version of this manuscript.

FUNDING STATEMENT

We would also like to acknowledge the British Orthopaedic Association and the UK Orthopaedic Trauma Society who made financial contributions to support the Priority Setting Partnership. The Partnership was supported by the National Institute for Health Research (NIHR) Oxford Biomedical Research Centre (BRC). The views expressed are those of the authors and not necessarily those of the NHS, the NIHR or the Department of Health.

COMPETING INTERESTS

MC is a member of the NIHR HTA General Board.

DATA SHARING STATEMENT

Supplementary data including all submitted original research uncertainties and out of scope submissions can be found on the JLA website at <http://www.jla.nihr.ac.uk/priority-setting-partnerships/broken-bones-in-older-people/>

BOX 1 The top ten UK research priorities in fragility fractures of the lower limb and pelvis.

- 1) What is the best physiotherapy and/or occupational therapy regime for adults during their in-hospital recovery from a fragility fracture of the lower limb?
- 2) What is the best physiotherapy and/or occupational therapy regime for adults during out-of-hospital recovery from a fragility fracture of the lower limb?
- 3) What is the best way to reduce harmful blood clots in adults treated with a plaster cast (or splint) for fragility fractures of the lower limb?
- 4) What information about recovery (e.g. rehabilitation, medication, exercises, nutrition, pain), and in what form, should be provided to patients and carers following a fragility fracture of the lower limb?
- 5) What is the best weight bearing regime following treatment (with or without surgery) for fragility fractures of the ankle?
- 6) What is most important to adults in their recovery from a fragility fracture of the lower limb?
- 7) What are the best treatments to prevent and treat confusion and delirium after surgery in adults with a fragility fracture of the lower limb?
- 8) What is the best pain relief, including non-drug therapies and alternatives to reduce morphine or opioid use, for adults with a lower limb fragility fracture during anaesthesia and immediate recovery after surgery?
- 9) What are the key components of a rehabilitation pathway for adults with dementia/cognitive impairment following a fragility fracture of the lower limb?
- 10) What is the best way to prevent surgical site infection in adults undergoing surgery for fragility fractures of the lower limb?

1
2
3
4
5
6
7
8
9
10
11
12
13
14
15
16
17
18
19
20
21
22
23
24
25
26
27
28
29
30
31
32
33
34
35
36
37
38
39
40
41
42
43
44
45
46
47
48
49
50
51
52
53
54
55
56
57
58
59
60

REFERENCES

1 Johnell O, Kanis JA. An estimate of the worldwide prevalence and disability associated with osteoporotic fractures. *Osteoporos Int* 2006;**17**:1726–33. doi:10.1007/s00198-006-0172-4

2 Cooper C, Campion G, Melton LJ. Hip fractures in the elderly: a world-wide projection. *Osteoporos Int* 1992;**2**:285–9.

3 Johnell O, Kanis JA. An estimate of the worldwide prevalence, mortality and disability associated with hip fracture. *Osteoporos Int* 2004;**15**:897–902. doi:10.1007/s00198-004-1627-0

4 Crowe S, Fenton M, Hall M, *et al*. Patients', clinicians' and the research communities' priorities for treatment research: there is an important mismatch. *Res Involv Engagem* 2015;**1**:2. doi:10.1186/s40900-015-0003-x

5 Tallon D, Chard J, Dieppe P. Relation between agendas of the research community and the research consumer. *Lancet* 2000;**355**:2037–40. doi:10.1016/S0140-6736(00)02351-5

6 Boddy K, Cowan K, Gibson A, *et al*. Does funded research reflect the priorities of people living with type 1 diabetes? A secondary analysis of research questions. *BMJ Open* 2017;**7**:e016540. doi:10.1136/bmjopen-2017-016540

7 National Institute for Health. *Going the extra mile: improving the nation's health and wellbeing through public involvement in research*. 2015. <https://www.nihr.ac.uk/about-us/documents/Extra%20Mile2.pdf> (accessed 9 Sep2017).

8 James Lind Alliance Priority Setting Partnerships. 2017. <http://www.jla.nihr.ac.uk> (accessed 9 Sep2017).

9 Boney O, Bell M, Bell N, *et al*. Identifying research priorities in anaesthesia and perioperative care: final report of the joint National Institute of Academic Anaesthesia/James Lind Alliance Research Priority Setting Partnership. 2015. e010006. doi:10.1136/bmjopen-2015-010006

10 Bristol Online Survey. <http://www.onlinesurveys.ac.uk> (accessed 1 Mar2018).

11 No authors listed. Hip fracture: Management. *NICE* 2017.

12 Fractures (non-complex): assessment and management (NG38), NICE. 2016.

13 Rangan A, Upadhaya S, Regan S, *et al*. Research priorities for shoulder

surgery: results of the 2015 James Lind Alliance patient and clinician
priority setting partnership. *BMJ Open* 2016;**6**:e010412.
doi:10.1136/bmjopen-2015-010412

For peer review only

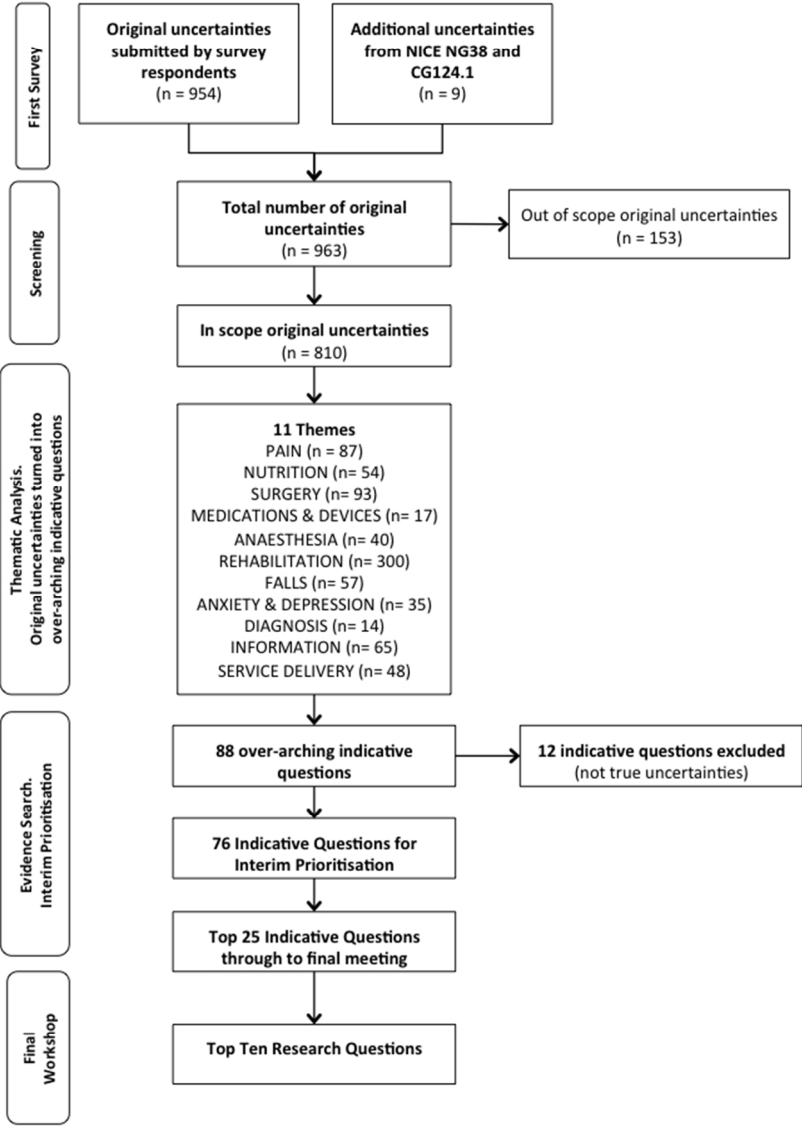


Figure 1. Flow Chart of Priority Setting Partnership Process

254x338mm (72 x 72 DPI)

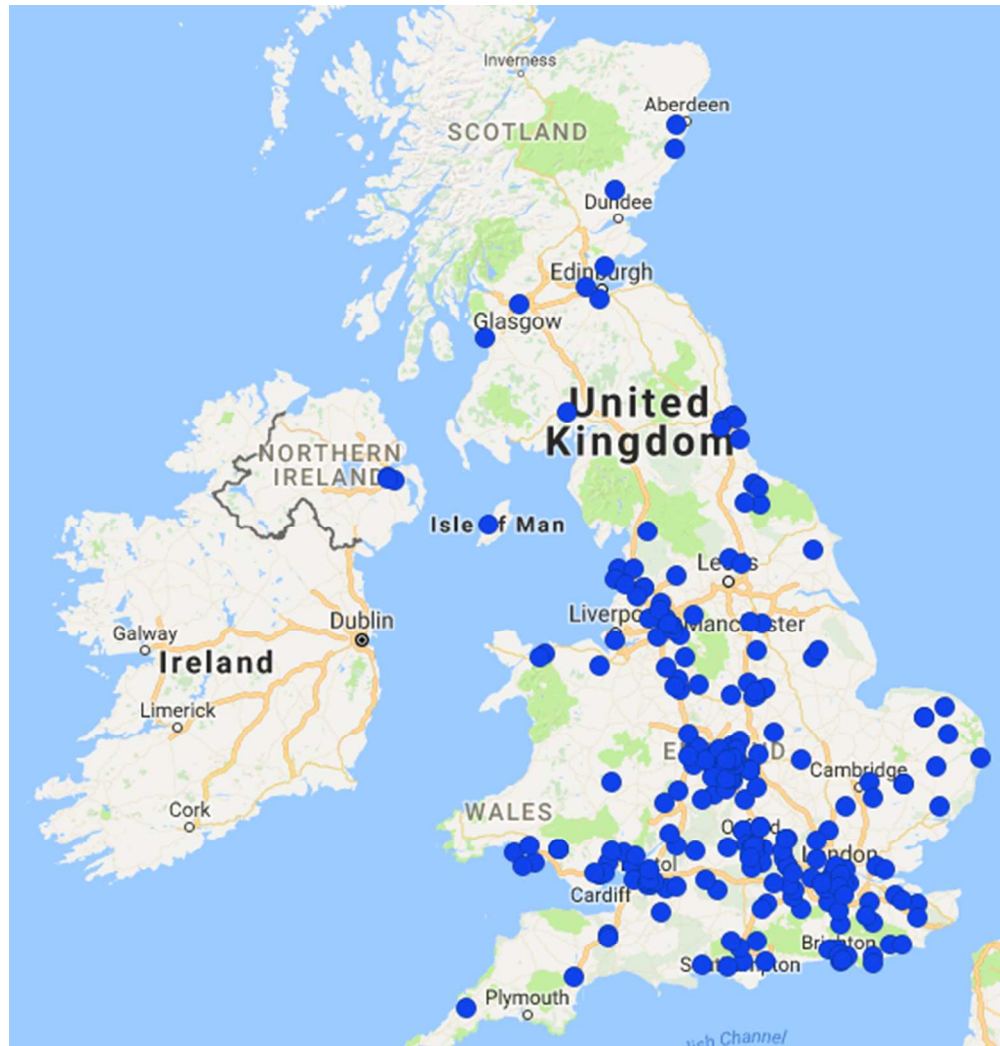


Figure 2. Maps showing geographical distribution of survey responses for first scoping survey (blue dots)

206x215mm (72 x 72 DPI)

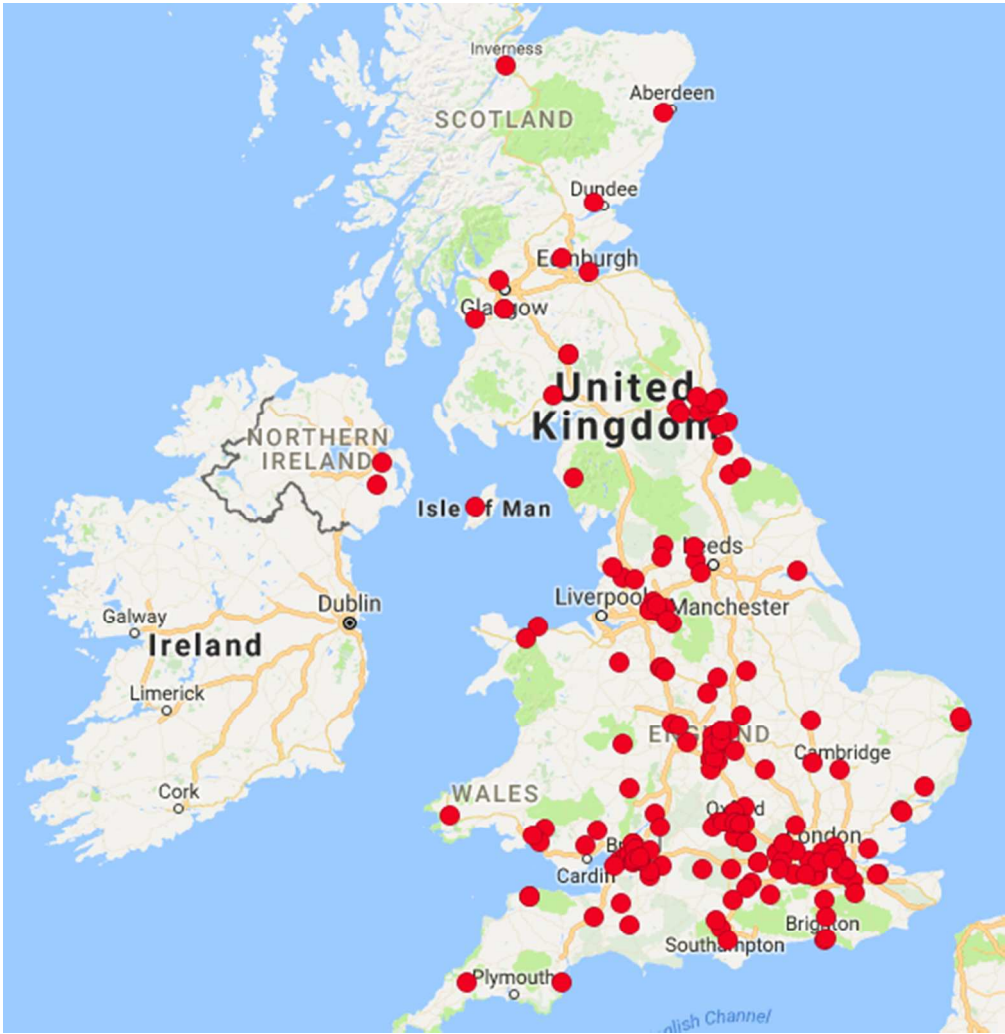


Figure 3. Maps showing geographical distribution of survey responses for interim prioritisation survey (red dots)

208x214mm (72 x 72 DPI)

APPENDIX 1: PARTNER ORGANISATIONS

Charity Organisations

Carers UK
National Care Association
University of the Third Age (U3A)
Association of Directors of Adult Social Services (ADASS)
National Osteoporosis Society (NOS)
Age Cymru
Age Scotland
Age UK
Association of Medical Charities
Involve People in research
St Johns Ambulance
Arthritis Research UK

Personal Contacts

AGILE (physios specializing in care of older adults)
Dr Anglea McCullagh
Coventry & Warwickshire Partnership Trust
National Institute for Health Research. Collaboration for Leadership in Applied Health Research and Care. West Midlands (NIHR CLAHRC WM)
Manor Court Surgery, Nuneaton

Professional Organisations

University/User Teaching and Research Action Partnership (UNTRAP)
Warwickshire Carers Association & Guideposts
Association of Trauma and Orthopaedic Chartered Physiotherapists (ATOCP)
The Chartered Society of Physiotherapy (CSP)
Age and Ageing
National Osteoporosis Guideline Group (NOGG)
National Hip Fracture Database (NHFD)
Orthopaedic Trauma Society (OTS)
Royal College of Emergency Medicine (RCEM)
The National Ambulance Research Steering Group (NARSG)
Cardiff and Vale Orthopaedic Centre (CAVOC)
Community Health Councils in Wales
Health and Care Research Wales
Health and Care Research Wales Support Centre
Health Services Research Unit – Scotland
Healthwatch England
Royal British Legion working with veterans
Research User Group (RUG) NIHR Manchester
The RNHA Registered Nursing Home Association
Welsh Arthritis Research Network
Age Anaesthesia Association (AAA)
British Geriatric Society

Association of Anaesthetists of Great Britain and Ireland
Hip Fracture Perioperative Network (HipPeN)
National Institute of Academic Anaesthesia
Royal College Anaesthetists
British Orthopaedic Association (BOA)
Falls and Fragility Fracture Audit Project (FFFAP)
Society of Trauma Nurses (SOTN)
Trauma Audit & Research Network (TARN)
Cochrane
Contact, Help, Advice and Information (CHAIN) Network
PAIR

APPENDIX 2: RESEARCH PRIORITIES 11-25

- 11) How can we improve the way we link services and the effectiveness of rehabilitation when patients transition from one environment to another (e.g. from hospital to home) following a lower limb fragility fracture?
- 12) What is the best pain relief, including non-drug therapies and alternatives to reduce morphine or opioid use, for adults with a lower limb fragility fracture on arrival in hospital (in the emergency department or ward)?
- 13) What is the best weight bearing regime following treatment (with or without surgery) for fragility fractures of the pelvis and acetabulum (hip socket)?
- 14) What is the best method to assess pain in adults with and without confusion (either short term or long term such as dementia) following a lower limb fragility fracture?
- 15) What are the important parts of an enhanced recovery pathway (such as early mobilisation) for adults with a fragility fracture of the lower limb?
- 16) What is the best pain relief, including non-drug therapies and alternatives to reduce morphine or opioid use, for adults with a lower limb fragility fracture upon discharge from hospital?
- 17) What is the best way to reduce harmful blood clots in adults with a fragility hip fracture?
- 18) What is the best intervention/method to enable and support early discharge of patients from hospital with a lower limb fragility fracture?
- 19) What is the best weight bearing regime following treatment (with or without surgery) for fragility fractures of the tibial plateau (the top of the shin bone which forms part of the knee joint)?

20) What are the best physical therapies to treat adults with a fear of falling after a lower limb fragility fracture?

21) What is the best pain relief, including non-drug therapies and alternatives to reduce morphine or opioid use, for adults with a lower limb fragility fracture during in-hospital rehabilitation?

22) What are the best psychological therapies to treat adults with a fear of falling after a lower limb fragility fracture?

23) What are the specific barriers to hospital discharge (factors which delay or prevent discharge from hospital) for adults with a fragility fracture of the lower limb?

24) What is the best way to promote healing in adults with a fragility fracture of the lower limb?

25) What is the best treatment for surgical infections in adults following surgery for fragility fractures of the lower limb?

BMJ Open

Research Priorities in Fragility Fractures of the Lower Limb and Pelvis: A UK Priority Setting Partnership with the James Lind Alliance

Journal:	<i>BMJ Open</i>
Manuscript ID	bmjopen-2018-023301.R1
Article Type:	Research
Date Submitted by the Author:	11-Jul-2018
Complete List of Authors:	<p>Fernandez, Miguel; University of Oxford Nuffield Department of Orthopaedics Rheumatology and Musculoskeletal Sciences, Oxford Trauma; University Hospitals Coventry and Warwickshire NHS Trust, Trauma & Orthopaedic Surgery</p> <p>Arnel, Laura; University of Oxford Nuffield Department of Orthopaedics Rheumatology and Musculoskeletal Sciences, Oxford Trauma</p> <p>Gould, Jenny; Patient representative</p> <p>McGibbon, Alwin; Patient representative</p> <p>Grant, Richard; Patient representative</p> <p>Bell, Philip; Patient representative</p> <p>White, Stuart; Royal Sussex County Hospital</p> <p>Baxter, Mark; University Hospital Southampton NHS Foundation Trust</p> <p>Griffin, Xavier; University of Oxford Nuffield Department of Orthopaedics Rheumatology and Musculoskeletal Sciences, Kadoorie Centre</p> <p>Chesser, Tim; North Bristol NHS Trust, Trauma & Orthopaedics</p> <p>Keene, David; University of Oxford Nuffield Department of Orthopaedics Rheumatology and Musculoskeletal Sciences, Oxford Trauma</p> <p>Kearney, R.S.; University of Warwick,</p> <p>White, Catherine; James Lind Alliance</p> <p>Costa, Matthew; University of Oxford, Nuffield Department of Orthopaedics, Rheumatology, and Musculoskeletal Sciences</p>
Primary Subject Heading:	Qualitative research
Secondary Subject Heading:	Surgery, Qualitative research
Keywords:	Adult orthopaedics < ORTHOPAEDIC & TRAUMA SURGERY, Musculoskeletal disorders < ORTHOPAEDIC & TRAUMA SURGERY, Hip < ORTHOPAEDIC & TRAUMA SURGERY, fragility fractures

SCHOLARONE™
Manuscripts

Research Priorities in Fragility Fractures of the Lower Limb and Pelvis: A UK Priority Setting Partnership with the James Lind Alliance.

M. A. Fernandez^{1,2*}, L. Arnel¹, J. Gould³, A. McGibbon³, R. Grant³, P. Bell³, S. White⁴, M. Baxter⁵, X. L. Griffin¹, T. J. S. Chesser⁶, D. J. Keene¹, R. Kearney⁷, C. White⁸, and M. L. Costa¹

¹Oxford Trauma, University of Oxford, Kadoorie Centre, John Radcliffe Hospital, Headley Way, Oxford OX3 9DU, UK

²University Hospitals Coventry & Warwickshire NHS Trust, Clifford Bridge Road, Coventry, CV2 2DX, UK

³ Patient representatives, UK

⁴Royal Sussex County Hospital, Brighton, BN2 5BE, UK

⁵University Hospital Southampton NHS Foundation Trust, Tremona Road, Southampton, SO16 6YD, UK

⁶North Bristol NHS Trust, Southmead Hospital, Bristol BS10 5NB, UK

⁷University of Warwick, Clinical Trials Unit, Gibbet Hill Road, Coventry, CV4 7AL, UK

⁸James Lind Alliance advisor (to Feb 2018), National Institute for Health Research, University of Southampton, Enterprise Road, Southampton, SO16 7NS, UK

*corresponding author: Mr M. A. Fernandez, Oxford Trauma, University of Oxford, Kadoorie Centre, John Radcliffe Hospital, Headley Way, Oxford OX3 9DU, UK. miguel.fernandez@ndorms.ox.ac.uk Tel. 07939250006

Keywords: Adult orthopaedics, fragility fractures, lower limb, priority setting partnership

Word count: 2860

ABSTRACT

Objective: To determine research priorities in fragility fractures of the lower limb and pelvis, which represent the shared priorities of patients, their friends and families, carers, and healthcare professionals.

Design/Setting: A national (UK) research Priority Setting Partnership.

Participants: Patients: over 60 years of age who have experienced a fragility fracture of the lower limb or pelvis; carers involved in their care (both in and out of hospital); family and friends of patients; healthcare professionals involved in the treatment of these patients including but not limited to surgeons, anaesthetists, paramedics, nurses, general practitioners, physicians, physiotherapists, and occupational therapists.

Methods: Using a multi-phase methodology in partnership with the James Lind Alliance over 18-months (August 2016 - January 2018), a national scoping survey asked respondents to submit their research uncertainties. These were amalgamated into a smaller number of research questions. The existing evidence was searched to ensure that the questions had not been answered. A second national survey asked respondents to prioritise the research questions. A final shortlist of 25 questions was taken to a multi-stakeholder workshop where a consensus was reached on the top 10 priorities.

Results: There were 963 original uncertainties submitted by 365 respondents to the first survey. These original uncertainties were refined into 88 research questions of which 76 were judged to be true uncertainties following a review of the research evidence. Healthcare professionals and other stakeholders (patients, carers, friends and families) were represented equally in the responses. The top ten represent uncertainties in rehabilitation, pain management, anaesthesia, and surgery.

Conclusions: We report the top 10 UK research priorities in patients with fragility fractures of the lower limb and pelvis. The priorities highlight uncertainties in rehabilitation, postoperative physiotherapy, pain, weight bearing, infection, and thromboprophylaxis. The challenge now is to refine and deliver answers to these research priorities.

STRENGTHS AND LIMITATIONS OF THIS STUDY

- Use of established and transparent James Lind Alliance methodology.
- Survey responses from all over the UK with a 50:50 split between healthcare professionals and non-healthcare professionals (patients, carers, family & friends).
- While the research priorities are now reported, it is up to the research community and research funding organisations to refine and deliver the answers to these questions.

1
2
3
4
5
6
7
8
9
10
11
12
13
14
15
16
17
18
19
20
21
22
23
24
25
26
27
28
29
30
31
32
33
34
35
36
37
38
39
40
41
42
43
44
45
46
47
48
49
50
51
52
53
54
55
56
57
58
59
60

INTRODUCTION

An estimated nine million fragility fractures occurred worldwide in the year 2000, with 50 million people suffering from the sequelae of these fractures.[1] Hip fractures alone are expected to rise from 1.31 million in 1990 to an estimated 6.26 million per year globally by 2050.[2] In the UK over 300,000 patients present to hospital with fragility fractures[3] and the associated treatment costs are around 2% of the total healthcare burden in the UK – approximately £3billion per year.[4] Adults with fragility fractures of the lower limb or pelvis usually require treatment in hospital and often have other medical comorbidities, along with complex health and social care needs requiring intervention from a number of healthcare professionals and carers. There is evidence of a mismatch between the research priorities of patients and healthcare professionals and the research which is actually undertaken and delivered.[5-7] This situation is changing. Patient and public involvement (PPI) in research has flourished in the UK, driven by the National Institute of Health Research (NIHR) such that PPI involvement is now a key part of the design, conduct and delivery of research in health and social care.[8] The James Lind Alliance (JLA) is a non-profit organisation hosted by the NIHR with the aim of raising awareness of research which is directly relevant and of potential benefit to patients and treating clinicians. The guiding principle is to bring together patients, carers, and clinicians to identify and agree on which research uncertainties are most important. To date, there have been over 50 priority setting partnerships across a range of disciplines with over 100 research topics addressed as a direct result of the JLA priority setting partnerships.[9,10] The aim of this work is to establish the research priorities for adults with fragility fractures of the lower limb and pelvis, which represent the shared interests and priorities of patients, their families and friends, carers, and healthcare professionals.

METHODS

The ‘Broken Bones in Older People’ priority setting partnership (PSP) took place over an 18-month period between August 2016 and January 2018. An overview of the methodology is shown in Figure 1.

Steering group & Partner Organisations

The clinical lead (MC) initiated the priority setting partnership and guided the appointment of a steering group to oversee and contribute to the process. The steering group consisted of patient representatives, healthcare professionals, and carers with established links to relevant partner organisations (see Appendix 1) to ensure that a range of stakeholder groups were represented. Steering group members did so on a voluntary basis and were expected to commit to the whole process where possible. A JLA Adviser (CW) supported and guided the PSP as a neutral facilitator to ensure that it was undertaken in a fair and transparent way with equal contribution from patients, carers and healthcare professionals. This is an important aspect of the JLA process and ensures that all voices are heard and respected throughout the process. An information specialist (MF) managed the data and performed the analysis. This was overseen and advised on by the steering group.

Scope

All research uncertainties related to fragility fractures of the lower limbs and pelvis for patients over 60 years of age were considered in scope. All stages of the patient pathway were eligible including the immediate care of fragility fractures by the emergency services, acute in-hospital care, and out-of-hospital care. Primary prevention strategies for fragility fractures were excluded. The decisions about whether submissions were in or out-of-scope were made by the information specialist and subsequently verified by the steering group.

Scoping Survey & Identification of Themes

A national scoping survey asked respondents to submit their research uncertainties and provide some optional basic demographic information (gender, first three letters of their postcode, and to identify themselves as either a carer, patient, family/friend of someone over 60 years of age with a fragility fracture, or a healthcare professional). The survey was circulated via the steering group and their partner organisations as an open invitation. The survey was available in both paper and online formats (Bristol online survey tool)[11]. A pilot phase was undertaken to ensure that the survey was clearly written, understandable to all groups, and easy to complete. In addition to submissions from survey respondents, we included research uncertainties highlighted in relevant national guidelines published by The National Institute for Health and Care Excellence (NICE).[12,13] This work did not require formal ethical approval. Respondents to the surveys gave written consent to the inclusion of their anonymised data in this process.

All original submissions were analysed using techniques common to qualitative thematic analysis to define themes and subthemes. The process included initial data immersion (reading and re-reading the submissions), coding of common ideas/themes, identification and naming of themes and subthemes, and a final review to refine the overarching themes. The thematic analysis was undertaken by the information specialist and decisions verified by the steering group.

Indicative Questions & Evidence Search

The overarching themes and subthemes from the thematic analysis were used to generate a smaller number of representative research questions, so called 'indicative questions'. These were derived from the original submissions and were designed to summarise the submissions within each subtheme/theme. The information specialist undertook this process. The indicative questions were then reviewed by the steering group along with a selection of the original uncertainties to ensure that they were a true representation, and to ensure that the language used was understandable to all stakeholder groups. For each indicative question, a review of the current research evidence was undertaken to ensure that the proposed indicative questions were 'true uncertainties' and had not already been answered by research. MF searched PubMed, the grey literature (www.opengrey.eu), The Cochrane Central Register of Controlled Trials (CENTRAL) (www.cochranelibrary.com/about/central-landing-page.html), The WHO international Clinical Trials Registry Platform Search Portal (<http://www.who.int/ictrp/en>), Current Controlled trials (<http://www.controlledtrials.com/isrctn/>), the US National Institute of Health Trials

1
2
3
4
5
6
7
8
9
10
11
12
13
14
15
16
17
18
19
20
21
22
23
24
25
26
27
28
29
30
31
32
33
34
35
36
37
38
39
40
41
42
43
44
45
46
47
48
49
50
51
52
53
54
55
56
57
58
59
60

Registry (<https://clinicaltrials.gov>), and published UK national guidelines.[12,13] Indicative questions were excluded if the steering group agreed that high quality evidence was found (e.g. large clinical trials either published or in-progress, published meta-analyses, or published national evidence based guidelines). The remaining indicative questions went through to interim prioritisation.

Interim Prioritisation Survey

A second national survey asked respondents to state the importance of each indicative question on a five level Likert scale (1 not important, 2 low importance, 3 no opinion, 4 high importance, 5 extremely important). The survey was available in paper and online formats and went through a pilot phase prior to launch. The second survey was again circulated as an open invitation and not restricted to respondents from the first survey. All indicative questions were ranked (interim prioritisation) by calculating a mean score per question based on the number of responses at each of the five response levels. The results were reviewed by the steering group who decided to take the top 25 to the final workshop.

Final Workshop

This was a one-day multi-stakeholder workshop involving patients, carers, and healthcare professionals. Participants worked in small groups to independently rank the top 25 indicative questions from the interim prioritisation process. The combined results of small group discussions were presented to the whole group. These were considered before a further round of small group discussions. Finally, the whole group came back together again to establish a consensus on the top 10 research priorities for fragility fractures of the lower limb and pelvis. The role of the steering group at this stage was to ensure that patients and carers were well supported with information and with practical support on the day. As places in the final workshop were limited, the majority of the steering group did not participate in the final workshop.

Patient & Public Involvement

Patient and carer representatives were actively involved throughout the process; from the initial stages of planning and overseeing the study as part of the steering group, to participation in the final workshop to ensure that the patient and carer ‘voice’ was represented in the final prioritisation. The steering group made particular efforts to approach a diverse range of patient and carer groups across a number of settings to encourage responses to the surveys. The dissemination strategy of this work includes a plain English summary alongside the scientific publication, which will be circulated to the partner organisations and PPI groups.

RESULTS

Nine hundred and sixty-three research uncertainties were submitted by 365 respondents to the first survey. After removal of ‘out-of-scope’ uncertainties, there were 810 remaining. Respondents were located throughout the UK. Fifty-one percent (51%) of respondents identified themselves as healthcare professionals and

49% non-healthcare professionals (23% family and friends, 16% patients, 10% carers).

Eleven themes were identified: pain, nutrition, surgery, medications & devices, anaesthesia, rehabilitation, falls, anxiety & depression, diagnosis, information, and service delivery. From these themes 88 indicative questions were formulated to represent the original uncertainties. Twelve indicative questions were excluded following a search of the research evidence leaving 76 indicative questions for interim prioritisation.

The interim prioritisation survey received 209 responses from different regions of the UK of which 47% identified themselves as healthcare professionals and 53% non-healthcare professionals (15% family & friends, 28% patients, 10% carers). Each question was scored based on the responses to interim prioritisation and ranked from positions 1 to 76. The ranking was reviewed by the steering group and the top 25 questions were taken to the final prioritisation workshop where a consensus was reached on the top 10 research priorities (see Figure 2 for priorities 1-10 and Appendix 2 for priorities 11-25). You can see the full list of original uncertainties and indicative research questions at the following websites:

www.jla.nihr.ac.uk/priority-setting-partnerships/broken-bones-in-older-people/
www.ndorms.ox.ac.uk/research-groups/oxford-trauma/broken-bones-in-older-people

DISCUSSION

We have reported the results of a UK priority setting partnership with the James Lind Alliance and identified the top 10 research priorities in patients with fragility fractures of the lower limb and pelvis. These research priorities represent the shared interests of the multiple stakeholders affected by fragility fractures: patients, family & friends, carers, and healthcare professionals. The top 10 priorities emphasise the lack of evidence to guide 'rehabilitation' following fragility fracture and highlight a number of unanswered questions in postoperative physiotherapy, weight-bearing, as well as rehabilitation pathways for patients with cognitive impairment.

This study has a number of strengths. This is the first study to report national research priorities in fragility fractures of the lower limb and pelvis in partnership with the James Lind Alliance. These priorities compliment research priorities highlighted by national guidelines in this area which also highlight research uncertainties in rehabilitation and physiotherapy.[12] Patient and carers were actively involved at all stages of the process to ensure that the patient voice was heard and remained at the centre of our efforts. We used the established and transparent JLA methodology to conduct this priority setting partnership. All the original research submissions, as well as the indicative questions (76 in total) are available on the JLA website.[9] The number of survey responses were comparable to other JLA priority setting partnerships,[14] and we achieved a 50:50 balance between responses from healthcare professionals and non-healthcare professionals. Responses were submitted from all over the UK and we are therefore confident that this work represents a national viewpoint.

Fragility fractures affect frail older people disproportionately. Considerable efforts were required to ensure that all patient groups were able to access and respond to

1
2
3
4
5
6
7
8
9
10
11
12
13
14
15
16
17
18
19
20
21
22
23
24
25
26
27
28
29
30
31
32
33
34
35
36
37
38
39
40
41
42
43
44
45
46
47
48
49
50
51
52
53
54
55
56
57
58
59
60

our national surveys. These strategies included accessing clinical environments (e.g. GP surgeries, hospital outpatient clinics) with paper surveys as well as sending our online survey link via the mailing lists of national organisations such as the National Osteoporosis Society to ensure as widespread inclusion of patient groups as possible. However, despite these efforts, it is possible that the research priorities reported still underrepresent the frailest group which includes those with permanent cognitive impairment for whom responding to a survey may not be possible. However, we are encouraged to see a research uncertainty in the top 10 specifically directed towards identifying the key components of a rehabilitation pathway for those with chronic cognitive impairment.

We found that research questions which were very specific - which identified the intervention and comparator within the question - tended to attract a lower ranking than more general questions asking a broader less well defined research question. For example, questions asking ‘what is the best physiotherapy?’ were found to attract more votes than more specific questions comparing two specific interventions (e.g. ‘Which is better, tai chi or standard physiotherapy?’). This may reflect an opinion by survey respondents that broader questions may have wider impact and cover multiple interventions. Nevertheless, we felt it was important to strike a balance between more general questions and questions about specific interventions such that the spectrum of the original submissions was accurately reflected. Future prioritisation partnerships will need to consider this aspect of the process and decide on the right balance between inclusion of specific versus general indicative questions.

This work has highlighted the top research questions in lower limb and pelvic fragility fracture research. It is now up to the research community and research funders to refine and deliver the answers to these questions. We hope this work will shape the research landscape in this area and help to deliver meaningful advances in the quality-of-life and care of patients.

ACKNOWLEDGEMENTS

The authors wish to acknowledge the patients, their families and friends, carers, and healthcare professionals who submitted responses to the national surveys. In addition, we would like to thank the partner organisations (Appendix 1) who supported and promoted this work, the JLA for support and guidance throughout the process, and all attendees at the final workshop who worked tirelessly to achieve a consensus on the top 10 research questions: (Vicky Crawford, Anita Vowles, Robert Crouch, Andrew McAndrew, Nigel Rees, Helen Wilson, Pippa Ellery, Cliff Shelton, Debs Smith, Josephine Rowling, Karen Keates, Stella Saunders, Sheila Holmes, Jean Maston, Shirley MacWhirter, Thelma Sanders, Sue Bremner-Milne, Diane Hackford, John Cocker, Sheela Upadhyaya, and Toto Anne Gronlund).

AUTHOR CONTRIBUTIONS

MF analysed the data and wrote the manuscript. LA, JG, AM, RG, PB, SW, MB, XG, TC, DK, RK, CW, and MC provided significant edits to the manuscript and approved the data analysis. MF, LA, JG, AM, RG, PB, SW, MB, XG, TC, DK, RK, CW, and MC have all made significant contributions to the design, implementation, and delivery of this

research. All authors (MF, LA, JG, AM, RG, PB, SW, MB, XG, TC, DK, RK, CW, and MC) have read and approved the final version of this manuscript.

FUNDING STATEMENT

We would like to acknowledge the British Orthopaedic Association and the UK Orthopaedic Trauma Society who made financial contributions to support the Priority Setting Partnership. The Partnership was supported by the National Institute for Health Research (NIHR) Oxford Biomedical Research Centre (BRC). The views expressed are those of the authors and not necessarily those of the NHS, the NIHR or the Department of Health.

COMPETING INTERESTS

MC is a member of the NIHR HTA General Board.

DATA SHARING STATEMENT

Supplementary data including all submitted original research uncertainties and out of scope submissions can be found on the JLA website at

<http://www.jla.nihr.ac.uk/priority-setting-partnerships/broken-bones-in-older-people/>

Figure Legends

Figure 1. Flow Chart of Priority Setting Partnership Process

Figure 2. The top ten UK research priorities in fragility fractures of the lower limb and pelvis

1
2
3
4
5
6
7
8
9
10
11
12
13
14
15
16
17
18
19
20
21
22
23
24
25
26
27
28
29
30
31
32
33
34
35
36
37
38
39
40
41
42
43
44
45
46
47
48
49
50
51
52
53
54
55
56
57
58
59
60

REFERENCES

1 Johnell O, Kanis JA. An estimate of the worldwide prevalence and disability associated with osteoporotic fractures. *Osteoporos Int* 2006;**17**:1726–33. doi:10.1007/s00198-006-0172-4

2 Cooper C, Campion G, Melton LJ. Hip fractures in the elderly: a world-wide projection. *Osteoporos Int* 1992;**2**:285–9.

3 British Orthopaedic Association. The care of patients with fragility fracture. *BOA 2007* 2007.

4 Johnell O, Kanis JA. An estimate of the worldwide prevalence, mortality and disability associated with hip fracture. *Osteoporos Int* 2004;**15**:897–902. doi:10.1007/s00198-004-1627-0

5 Crowe S, Fenton M, Hall M, *et al*. Patients', clinicians' and the research communities' priorities for treatment research: there is an important mismatch. *Res Involv Engagem* 2015;**1**:2. doi:10.1186/s40900-015-0003-x

6 Tallon D, Chard J, Dieppe P. Relation between agendas of the research community and the research consumer. *Lancet* 2000;**355**:2037–40. doi:10.1016/S0140-6736(00)02351-5

7 Boddy K, Cowan K, Gibson A, *et al*. Does funded research reflect the priorities of people living with type 1 diabetes? A secondary analysis of research questions. *BMJ Open* 2017;**7**:e016540. doi:10.1136/bmjopen-2017-016540

8 National Institute for Health. *Going the extra mile: improving the nation's health and wellbeing through public involvement in research*. 2015. <https://www.nihr.ac.uk/about-us/documents/Extra%20Mile2.pdf> (accessed 9 Sep2017).

9 James Lind Alliance *Priority Setting Partnerships*. 2017. <http://www.jla.nihr.ac.uk> (accessed 9 Sep2017).

10 Boney O, Bell M, Bell N, *et al*. Identifying research priorities in anaesthesia and perioperative care: final report of the joint National Institute of Academic Anaesthesia/James Lind Alliance Research Priority Setting Partnership. 2015. e010006. doi:10.1136/bmjopen-2015-010006

11 Bristol Online Survey. <http://www.onlinesurveys.ac.uk> (accessed 1 Mar2018).

- 12 listed NA. Hip fracture: Management. *NICE* 2017.
- 13 Fractures (non-complex): assessment and management (NG38), *NICE*.
2016.
- 14 Rangan A, Upadhaya S, Regan S, *et al*. Research priorities for shoulder surgery: results of the 2015 James Lind Alliance patient and clinician priority setting partnership. *BMJ Open* 2016;**6**:e010412.
doi:10.1136/bmjopen-2015-010412

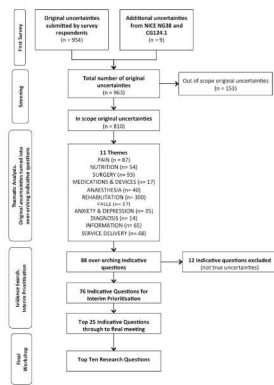


Figure 1. Flow Chart of Priority Setting Partnership Process

297x209mm (300 x 300 DPI)

- Figure 2. The top ten UK research priorities in fragility fractures of the lower limb and pelvis.**
- 1) What is the best physiotherapy and/or occupational therapy regime for adults during their in-hospital recovery from a fragility fracture of the lower limb?
 - 2) What is the best physiotherapy and/or occupational therapy regime for adults during out-of-hospital recovery from a fragility fracture of the lower limb?
 - 3) What is the best way to reduce harmful blood clots in adults treated with a plaster cast (or splint) for fragility fractures of the lower limb?
 - 4) What information about recovery (e.g. rehabilitation, medication, exercises, nutrition, pain), and in what form, should be provided to patients and carers following a fragility fracture of the lower limb?
 - 5) What is the best weight bearing regime following treatment (with or without surgery) for fragility fractures of the ankle?
 - 6) What is most important to adults in their recovery from a fragility fracture of the lower limb?
 - 7) What are the best treatments to prevent and treat confusion and delirium after surgery in adults with a fragility fracture of the lower limb?
 - 8) What is the best pain relief, including non-drug therapies and alternatives to reduce morphine or opioid use, for adults with a lower limb fragility fracture during anaesthesia and immediate recovery after surgery?
 - 9) What are the key components of a rehabilitation pathway for adults with dementia/cognitive impairment following a fragility fracture of the lower limb?
 - 10) What is the best way to prevent surgical site infection in adults undergoing surgery for fragility fractures of the lower limb?

Figure 2. The top ten UK research priorities in fragility fractures of the lower limb and pelvis.

297x209mm (300 x 300 DPI)

APPENDIX 1: PARTNER ORGANISATIONS

Charity Organisations

Carers UK
National Care Association
University of the Third Age (U3A)
Association of Directors of Adult Social Services (ADASS)
National Osteoporosis Society (NOS)
Age Cymru
Age Scotland
Age UK
Association of Medical Charities
Involve People in research
St Johns Ambulance
Arthritis Research UK

Personal Contacts

AGILE (physios specializing in care of older adults)
Dr Anglea McCullagh
Coventry & Warwickshire Partnership Trust
National Institute for Health Research. Collaboration for Leadership in Applied Health Research and Care. West Midlands (NIHR CLAHRC WM)
Manor Court Surgery, Nuneaton

Professional Organisations

University/User Teaching and Research Action Partnership (UNTRAP)
Warwickshire Carers Association & Guideposts
Association of Trauma and Orthopaedic Chartered Physiotherapists (ATOCP)
The Chartered Society of Physiotherapy (CSP)
Age and Ageing
National Osteoporosis Guideline Group (NOGG)
National Hip Fracture Database (NHFD)
Orthopaedic Trauma Society (OTS)
Royal College of Emergency Medicine (RCEM)
The National Ambulance Research Steering Group (NARSG)
Cardiff and Vale Orthopaedic Centre (CAVOC)
Community Health Councils in Wales
Health and Care Research Wales
Health and Care Research Wales Support Centre
Health Services Research Unit – Scotland
Healthwatch England
Royal British Legion working with veterans
Research User Group (RUG) NIHR Manchester
The RNHA Registered Nursing Home Association
Welsh Arthritis Research Network
Age Anaesthesia Association (AAA)
British Geriatric Society

Association of Anaesthetists of Great Britain and Ireland
Hip Fracture Perioperative Network (HipPeN)
National Institute of Academic Anaesthesia
Royal College Anaesthetists
British Orthopaedic Association (BOA)
Falls and Fragility Fracture Audit Project (FFFAP)
Society of Trauma Nurses (SOTN)
Trauma Audit & Research Network (TARN)
Cochrane
Contact, Help, Advice and Information (CHAIN) Network
PAIR

APPENDIX 2: RESEARCH PRIORITIES 11-25

11) How can we improve the way we link services and the effectiveness of rehabilitation when patients transition from one environment to another (e.g. from hospital to home) following a lower limb fragility fracture?

12) What is the best pain relief, including non-drug therapies and alternatives to reduce morphine or opioid use, for adults with a lower limb fragility fracture on arrival in hospital (in the emergency department or ward)?

13) What is the best weight bearing regime following treatment (with or without surgery) for fragility fractures of the pelvis and acetabulum (hip socket)?

14) What is the best method to assess pain in adults with and without confusion (either short term or long term such as dementia) following a lower limb fragility fracture?

15) What are the important parts of an enhanced recovery pathway (such as early mobilisation) for adults with a fragility fracture of the lower limb?

16) What is the best pain relief, including non-drug therapies and alternatives to reduce morphine or opioid use, for adults with a lower limb fragility fracture upon discharge from hospital?

17) What is the best way to reduce harmful blood clots in adults with a fragility hip fracture?

18) What is the best intervention/method to enable and support early discharge of patients from hospital with a lower limb fragility fracture?

19) What is the best weight bearing regime following treatment (with or without surgery) for fragility fractures of the tibial plateau (the top of the shin bone which forms part of the knee joint)?

- 20) What are the best physical therapies to treat adults with a fear of falling after a lower limb fragility fracture?
- 21) What is the best pain relief, including non-drug therapies and alternatives to reduce morphine or opioid use, for adults with a lower limb fragility fracture during in-hospital rehabilitation?
- 22) What are the best psychological therapies to treat adults with a fear of falling after a lower limb fragility fracture?
- 23) What are the specific barriers to hospital discharge (factors which delay or prevent discharge from hospital) for adults with a fragility fracture of the lower limb?
- 24) What is the best way to promote healing in adults with a fragility fracture of the lower limb?
- 25) What is the best treatment for surgical infections in adults following surgery for fragility fractures of the lower limb?

BMJ Open

Research Priorities in Fragility Fractures of the Lower Limb and Pelvis: A UK Priority Setting Partnership with the James Lind Alliance

Journal:	<i>BMJ Open</i>
Manuscript ID	bmjopen-2018-023301.R2
Article Type:	Research
Date Submitted by the Author:	07-Aug-2018
Complete List of Authors:	<p>Fernandez, Miguel; University of Oxford Nuffield Department of Orthopaedics Rheumatology and Musculoskeletal Sciences, Oxford Trauma; University Hospitals Coventry and Warwickshire NHS Trust, Trauma & Orthopaedic Surgery</p> <p>Arnel, Laura; University of Oxford Nuffield Department of Orthopaedics Rheumatology and Musculoskeletal Sciences, Oxford Trauma</p> <p>Gould, Jenny; Patient representative</p> <p>McGibbon, Alwin; Patient representative</p> <p>Grant, Richard; Patient representative</p> <p>Bell, Philip; Patient representative</p> <p>White, Stuart; Royal Sussex County Hospital</p> <p>Baxter, Mark; University Hospital Southampton NHS Foundation Trust</p> <p>Griffin, Xavier; University of Oxford Nuffield Department of Orthopaedics Rheumatology and Musculoskeletal Sciences, Kadoorie Centre</p> <p>Chesser, Tim; North Bristol NHS Trust, Trauma & Orthopaedics</p> <p>Keene, David; University of Oxford Nuffield Department of Orthopaedics Rheumatology and Musculoskeletal Sciences, Oxford Trauma</p> <p>Kearney, R.S.; University of Warwick,</p> <p>White, Catherine; James Lind Alliance</p> <p>Costa, Matthew; University of Oxford, Nuffield Department of Orthopaedics, Rheumatology, and Musculoskeletal Sciences</p>
Primary Subject Heading:	Qualitative research
Secondary Subject Heading:	Surgery, Qualitative research
Keywords:	Adult orthopaedics < ORTHOPAEDIC & TRAUMA SURGERY, Musculoskeletal disorders < ORTHOPAEDIC & TRAUMA SURGERY, Hip < ORTHOPAEDIC & TRAUMA SURGERY, fragility fractures

SCHOLARONE™
Manuscripts

Research Priorities in Fragility Fractures of the Lower Limb and Pelvis: A UK Priority Setting Partnership with the James Lind Alliance.

M. A. Fernandez^{1,2*}, L. Arnel¹, J. Gould³, A. McGibbon³, R. Grant³, P. Bell³, S. White⁴, M. Baxter⁵, X. Griffin¹, T. Chesser⁶, D. Keene¹, R. S. Kearney⁷, C. White⁸, and M. L. Costa¹

¹Oxford Trauma, University of Oxford, Kadoorie Centre, John Radcliffe Hospital, Headley Way, Oxford OX3 9DU, UK

²University Hospitals Coventry & Warwickshire NHS Trust, Clifford Bridge Road, Coventry, CV2 2DX, UK

³ Patient representatives, UK

⁴Royal Sussex County Hospital, Brighton, BN2 5BE, UK

⁵University Hospital Southampton NHS Foundation Trust, Tremona Road, Southampton, SO16 6YD, UK

⁶North Bristol NHS Trust, Southmead Hospital, Bristol BS10 5NB, UK

⁷University of Warwick, Clinical Trials Unit, Gibbet Hill Road, Coventry, CV4 7AL, UK

⁸James Lind Alliance advisor (to Feb 2018), National Institute for Health Research, University of Southampton, Enterprise Road, Southampton, SO16 7NS, UK

*corresponding author: Mr M. A. Fernandez, Oxford Trauma, University of Oxford, Kadoorie Centre, John Radcliffe Hospital, Headley Way, Oxford OX3 9DU, UK. miguel.fernandez@ndorms.ox.ac.uk Tel. 07939250006

Keywords: Adult orthopaedics, fragility fractures, lower limb, priority setting partnership

Word count: 2860

ABSTRACT

Objective: To determine research priorities in fragility fractures of the lower limb and pelvis, which represent the shared priorities of patients, their friends and families, carers, and healthcare professionals.

Design/Setting: A national (UK) research Priority Setting Partnership.

Participants: Patients: over 60 years of age who have experienced a fragility fracture of the lower limb or pelvis; carers involved in their care (both in and out of hospital); family and friends of patients; healthcare professionals involved in the treatment of these patients including but not limited to surgeons, anaesthetists, paramedics, nurses, general practitioners, physicians, physiotherapists, and occupational therapists.

Methods: Using a multi-phase methodology in partnership with the James Lind Alliance over 18-months (August 2016 - January 2018), a national scoping survey asked respondents to submit their research uncertainties. These were amalgamated into a smaller number of research questions. The existing evidence was searched to ensure that the questions had not been answered. A second national survey asked respondents to prioritise the research questions. A final shortlist of 25 questions was taken to a multi-stakeholder workshop where a consensus was reached on the top 10 priorities.

Results: There were 963 original uncertainties submitted by 365 respondents to the first survey. These original uncertainties were refined into 88 research questions of which 76 were judged to be true uncertainties following a review of the research evidence. Healthcare professionals and other stakeholders (patients, carers, friends and families) were represented equally in the responses. The top ten represent uncertainties in rehabilitation, pain management, anaesthesia, and surgery.

Conclusions: We report the top 10 UK research priorities in patients with fragility fractures of the lower limb and pelvis. The priorities highlight uncertainties in rehabilitation, postoperative physiotherapy, pain, weight bearing, infection, and thromboprophylaxis. The challenge now is to refine and deliver answers to these research priorities.

STRENGTHS AND LIMITATIONS OF THIS STUDY

- Use of established and transparent James Lind Alliance methodology.
- Survey responses from all over the UK with a 50:50 split between healthcare professionals and non-healthcare professionals (patients, carers, family & friends).
- While the research priorities are now reported, it is up to the research community and research funding organisations to refine and deliver the answers to these questions.

1
2
3
4
5
6
7
8
9
10
11
12
13
14
15
16
17
18
19
20
21
22
23
24
25
26
27
28
29
30
31
32
33
34
35
36
37
38
39
40
41
42
43
44
45
46
47
48
49
50
51
52
53
54
55
56
57
58
59
60

INTRODUCTION

An estimated nine million fragility fractures occurred worldwide in the year 2000, with 50 million people suffering from the sequelae of these fractures.[1] Hip fractures alone are expected to rise from 1.31 million in 1990 to an estimated 6.26 million per year globally by 2050.[2] In the UK over 300,000 patients present to hospital with fragility fractures[3] and the associated treatment costs are around 2% of the total healthcare burden in the UK – approximately £3billion per year.[4] Adults with fragility fractures of the lower limb or pelvis usually require treatment in hospital and often have other medical comorbidities, along with complex health and social care needs requiring intervention from a number of healthcare professionals and carers. There is evidence of a mismatch between the research priorities of patients and healthcare professionals and the research which is actually undertaken and delivered.[5-7] This situation is changing. Patient and public involvement (PPI) in research has flourished in the UK, driven by the National Institute of Health Research (NIHR) such that PPI involvement is now a key part of the design, conduct and delivery of research in health and social care.[8] The James Lind Alliance (JLA) is a non-profit organisation hosted by the NIHR with the aim of raising awareness of research which is directly relevant and of potential benefit to patients and treating clinicians. The guiding principle is to bring together patients, carers, and clinicians to identify and agree on which research uncertainties are most important. To date, there have been over 50 priority setting partnerships across a range of disciplines with over 100 research topics addressed as a direct result of the JLA priority setting partnerships.[9,10] The aim of this work is to establish the research priorities for adults with fragility fractures of the lower limb and pelvis, which represent the shared interests and priorities of patients, their families and friends, carers, and healthcare professionals.

METHODS

The ‘Broken Bones in Older People’ priority setting partnership (PSP) took place over an 18-month period between August 2016 and January 2018. An overview of the methodology is shown in Figure 1.

Steering group & Partner Organisations

The clinical lead (MC) initiated the priority setting partnership and guided the appointment of a steering group to oversee and contribute to the process. The steering group consisted of patient representatives, healthcare professionals, and carers with established links to relevant partner organisations (see Appendix 1) to ensure that a range of stakeholder groups were represented. Steering group members did so on a voluntary basis and were expected to commit to the whole process where possible. A JLA Adviser (CW) supported and guided the PSP as a neutral facilitator to ensure that it was undertaken in a fair and transparent way encouraging equal contributions from patients, carers and healthcare professionals. This is an important aspect of the JLA process and ensures that all voices are heard and respected throughout the process. An information specialist (MF) managed the

data and performed the analysis. This was overseen and advised on by the steering group.

Scope

All research uncertainties related to fragility fractures of the lower limbs and pelvis for patients over 60 years of age were considered in scope. All stages of the patient pathway were eligible including the immediate care of fragility fractures by the emergency services, acute in-hospital care, and out-of-hospital care. Primary prevention strategies for fragility fractures were excluded. The decisions about whether submissions were in or out-of-scope were made by the information specialist and subsequently verified by the steering group.

Ethics Statement

This work did not require ethics approval as per the JLA guidance[11] and guidance published by the NHS National Patient Safety Agency National Research Ethics Service.[12] Respondents to the surveys provided written consent to the inclusion of their anonymised data in this process.

Scoping Survey & Identification of Themes

A national scoping survey asked respondents to submit their research uncertainties and provide some optional basic demographic information (gender, first three letters of their postcode, and to identify themselves as either a carer, patient, family/friend of someone over 60 years of age with a fragility fracture, or a healthcare professional). The survey was circulated via the steering group and their partner organisations as an open invitation. The survey was available in both paper and online formats (Bristol online survey tool)[13]. A pilot phase was undertaken to ensure that the survey was clearly written, understandable to all groups, and easy to complete. In addition to submissions from survey respondents, we included research uncertainties highlighted in relevant national guidelines published by The National Institute for Health and Care Excellence (NICE).[14,15]

All original submissions were analysed using techniques common to qualitative thematic analysis to define themes and subthemes. The process included initial data immersion (reading and re-reading the submissions), coding of common ideas/themes, identification and naming of themes and subthemes, and a final review to refine the overarching themes. The thematic analysis was undertaken by the information specialist and decisions verified by the steering group. In order to do this the steering group were given to the opportunity to review all of the original submissions under each theme/subtheme. These were then referred to during the verification process.

Indicative Questions & Evidence Search

The overarching themes and subthemes from the thematic analysis were used to generate a smaller number of representative research questions, so called 'indicative questions'. These were derived from the original submissions and were designed to summarise the submissions within each subtheme/theme. The information specialist undertook this process. The indicative questions were then reviewed by the steering

1
2
3
4
5
6
7
8
9
10
11
12
13
14
15
16
17
18
19
20
21
22
23
24
25
26
27
28
29
30
31
32
33
34
35
36
37
38
39
40
41
42
43
44
45
46
47
48
49
50
51
52
53
54
55
56
57
58
59
60

group along with a selection of the original uncertainties to ensure that they were a true representation, and to ensure that the language used was understandable to all stakeholder groups. For each indicative question, a review of the current research evidence was undertaken to ensure that the proposed indicative questions were ‘true uncertainties’ and had not already been answered by research. MF searched PubMed, the grey literature (www.opengrey.eu), The Cochrane Central Register of Controlled Trials (CENTRAL) (www.cochranelibrary.com/about/central-landing-page.html), The WHO international Clinical Trials Registry Platform Search Portal (<http://www.who.int/ictrp/en>), Current Controlled trials (<http://www.controlledtrials.com/isrctn/>), the US National Institute of Health Trials Registry (<https://clinicaltrials.gov>), and published UK national guidelines.[14,15] Indicative questions were excluded if the steering group agreed that high quality evidence was found (e.g. large clinical trials either published or in-progress, published meta-analyses, or published national evidence based guidelines). The remaining indicative questions went through to interim prioritisation.

Interim Prioritisation Survey

A second national survey asked respondents to state the importance of each indicative question on a five level Likert scale (1 not important, 2 low importance, 3 no opinion, 4 high importance, 5 extremely important). The survey was available in paper and online formats and went through a pilot phase prior to launch. The second survey was again circulated as an open invitation and not restricted to respondents from the first survey. All indicative questions were ranked (interim prioritisation) by calculating a mean score per question based on the number of responses at each of the five response levels. The results were reviewed by the steering group who decided to take the top 25 to the final workshop.

Final Workshop

This was a one-day multi-stakeholder workshop involving patients, carers, and healthcare professionals. Participants worked in small groups to independently rank the top 25 indicative questions from the interim prioritisation process. The combined results of small group discussions were presented to the whole group. These were considered before a further round of small group discussions. Finally, the whole group came back together again to establish a consensus on the top 10 research priorities for fragility fractures of the lower limb and pelvis. The role of the steering group at this stage was to ensure that patients and carers were well supported with information and with practical support on the day. As places in the final workshop were limited, the majority of the steering group did not participate in the final workshop.

Patient & Public Involvement

Patient and carer representatives were actively involved throughout the process; from the initial stages of planning and overseeing the study as part of the steering group, to participation in the final workshop to ensure that the patient and carer ‘voice’ was represented in the final prioritisation. The steering group made particular efforts to approach a diverse range of patient and carer groups across a number of settings to encourage responses to the surveys. The dissemination strategy of this

work includes a plain English summary alongside the scientific publication, which will be circulated to the partner organisations and PPI groups.

RESULTS

Nine hundred and sixty-three research uncertainties were submitted by 365 respondents to the first survey. After removal of 'out-of-scope' uncertainties, there were 810 remaining. Respondents were located throughout the UK. Fifty-one percent (51%) of respondents identified themselves as healthcare professionals and 49% non-healthcare professionals (23% family and friends, 16% patients, 10% carers).

Eleven themes were identified: pain, nutrition, surgery, medications & devices, anaesthesia, rehabilitation, falls, anxiety & depression, diagnosis, information, and service delivery. From these themes 88 indicative questions were formulated to represent the original uncertainties. Twelve indicative questions were excluded following a search of the research evidence leaving 76 indicative questions for interim prioritisation.

The interim prioritisation survey received 209 responses from different regions of the UK of which 47% identified themselves as healthcare professionals and 53% non-healthcare professionals (15% family & friends, 28% patients, 10% carers). Each question was scored based on the responses to interim prioritisation and ranked from positions 1 to 76. The ranking was reviewed by the steering group and the top 25 questions were taken to the final prioritisation workshop where a consensus was reached on the top 10 research priorities (see Figure 2 for priorities 1-10 and Appendix 2 for priorities 11-25). You can see the full list of original uncertainties and indicative research questions at the following websites:

www.jla.nihr.ac.uk/priority-setting-partnerships/broken-bones-in-older-people/
www.ndorms.ox.ac.uk/research-groups/oxford-trauma/broken-bones-in-older-people

DISCUSSION

We have reported the results of a UK priority setting partnership with the James Lind Alliance and identified the top 10 research priorities in patients with fragility fractures of the lower limb and pelvis. These research priorities represent the shared interests of the multiple stakeholders affected by fragility fractures: patients, family & friends, carers, and healthcare professionals. The top 10 priorities emphasise the lack of evidence to guide 'rehabilitation' following fragility fracture and highlight a number of unanswered questions in postoperative physiotherapy, weight-bearing, as well as rehabilitation pathways for patients with cognitive impairment.

This study has a number of strengths. This is the first study to report national research priorities in fragility fractures of the lower limb and pelvis in partnership with the James Lind Alliance. These priorities compliment research priorities highlighted by national guidelines in this area which also highlight research uncertainties in rehabilitation and physiotherapy.[14] Patient and carers were actively involved at all stages of the process to ensure that the patient voice was

1
2
3
4
5
6
7
8
9
10
11
12
13
14
15
16
17
18
19
20
21
22
23
24
25
26
27
28
29
30
31
32
33
34
35
36
37
38
39
40
41
42
43
44
45
46
47
48
49
50
51
52
53
54
55
56
57
58
59
60

heard and remained at the centre of our efforts. We used the established and transparent JLA methodology to conduct this priority setting partnership. All the original research submissions, as well as the indicative questions (76 in total) are available on the JLA website.[9] The number of survey responses were comparable to other JLA priority setting partnerships,[16] and we achieved a 50:50 balance between responses from healthcare professionals and non-healthcare professionals. Responses were submitted from all over the UK and we are therefore confident that this work represents a national viewpoint.

Fragility fractures affect frail older people disproportionately. Considerable efforts were required to ensure that all patient groups were able to access and respond to our national surveys. These strategies included accessing clinical environments (e.g. GP surgeries, hospital outpatient clinics) with paper surveys as well as sending our online survey link via the mailing lists of national organisations such as the National Osteoporosis Society to ensure as widespread inclusion of patient groups as possible. However, despite these efforts, it is possible that the research priorities reported still underrepresent the frailest group which includes those with permanent cognitive impairment for whom responding to a survey may not be possible. However, we are encouraged to see a research uncertainty in the top 10 specifically directed towards identifying the key components of a rehabilitation pathway for those with chronic cognitive impairment.

We found that research questions which were very specific - which identified the intervention and comparator within the question - tended to attract a lower ranking than more general questions asking a broader less well defined research question. For example, questions asking ‘what is the best physiotherapy?’ were found to attract more votes than more specific questions comparing two specific interventions (e.g. ‘Which is better, tai chi or standard physiotherapy?’). This may reflect an opinion by survey respondents that broader questions may have wider impact and cover multiple interventions. Nevertheless, we felt it was important to strike a balance between more general questions and questions about specific interventions such that the spectrum of the original submissions was accurately reflected. Future prioritisation partnerships will need to consider this aspect of the process and decide on the right balance between inclusion of specific versus general indicative questions.

This work has highlighted the top research questions in lower limb and pelvic fragility fracture research. It is now up to the research community and research funders to refine and deliver the answers to these questions. We hope this work will shape the research landscape in this area and help to deliver meaningful advances in the quality-of-life and care of patients.

ACKNOWLEDGEMENTS

The authors wish to acknowledge the patients, their families and friends, carers, and healthcare professionals who submitted responses to the national surveys. In addition, we would like to thank the partner organisations (Appendix 1) who supported and promoted this work, the JLA for support and guidance throughout the process, and all attendees at the final workshop who worked tirelessly to achieve a consensus on the top 10 research questions: (Vicky Crawford, Anita Vowles, Robert Crouch, Andrew McAndrew, Nigel Rees, Helen Wilson, Pippa Ellery, Cliff Shelton,

Debs Smith, Josephine Rowling, Karen Keates, Stella Saunders, Sheila Holmes, Jean Maston, Shirley MacWhirter, Thelma Sanders, Sue Bremner-Milne, Diane Hackford, John Cocker, Sheela Upadhyaya, and Toto Anne Gronlund).

AUTHOR CONTRIBUTIONS

MF analysed the data and wrote the manuscript. LA, JG, AM, RG, PB, SW, MB, XG, TC, DK, RK, CW, and MC provided significant edits to the manuscript and approved the data analysis. MF, LA, JG, AM, RG, PB, SW, MB, XG, TC, DK, RK, CW, and MC have all made significant contributions to the design, implementation, and delivery of this research. All authors (MF, LA, JG, AM, RG, PB, SW, MB, XG, TC, DK, RK, CW, and MC) have read and approved the final version of this manuscript.

FUNDING STATEMENT

We would like to acknowledge the British Orthopaedic Association and the UK Orthopaedic Trauma Society who made financial contributions to support the Priority Setting Partnership. The Partnership was supported by the National Institute for Health Research (NIHR) Oxford Biomedical Research Centre (BRC). The views expressed are those of the authors and not necessarily those of the NHS, the NIHR or the Department of Health.

COMPETING INTERESTS

MC is a member of the NIHR HTA General Board.

DATA SHARING STATEMENT

Supplementary data including all submitted original research uncertainties and out of scope submissions can be found on the JLA website at <http://www.jla.nihr.ac.uk/priority-setting-partnerships/broken-bones-in-older-people/>

Figure Legends

Figure 1. Flow Chart of Priority Setting Partnership Process

Figure 2. The top ten UK research priorities in fragility fractures of the lower limb and pelvis

REFERENCES

1 Johnell O, Kanis JA. An estimate of the worldwide prevalence and
2 disability associated with osteoporotic fractures. *Osteoporos Int*
3 2006;**17**:1726–33. doi:10.1007/s00198-006-0172-4

4 Cooper C, Campion G, Melton LJ. Hip fractures in the elderly: a world-
5 wide projection. *Osteoporos Int* 1992;**2**:285–9.

6 British Orthopaedic Association. The care of patients with fragility
7 fracture. *BOA 2007* 2007.

8 Johnell O, Kanis JA. An estimate of the worldwide prevalence, mortality
9 and disability associated with hip fracture. *Osteoporos Int* 2004;**15**:897–
10 902. doi:10.1007/s00198-004-1627-0

11 Crowe S, Fenton M, Hall M, *et al*. Patients', clinicians' and the research
12 communities' priorities for treatment research: there is an important
13 mismatch. *Res Involv Engagem* 2015;**1**:2. doi:10.1186/s40900-015-0003-
14 x

15 Tallon D, Chard J, Dieppe P. Relation between agendas of the research
16 community and the research consumer. *Lancet* 2000;**355**:2037–40.
17 doi:10.1016/S0140-6736(00)02351-5

18 Boddy K, Cowan K, Gibson A, *et al*. Does funded research reflect the
19 priorities of people living with type 1 diabetes? A secondary analysis of
20 research questions. *BMJ Open* 2017;**7**:e016540. doi:10.1136/bmjopen-
21 2017-016540

22 National Institute for Health. *Going the extra mile: improving the*
23 *nation's health and wellbeing through public involvement in research.*
24 2015. www.nihr.ac.uk/about-us/documents/Extra%20Mile2.pdf
25 (accessed 9 Sep2017).

26 James Lind Alliance Priority Setting Partnerships. 2017.
27 www.jla.nihr.ac.uk (accessed 5 Aug2018).

28 Boney O, Bell M, Bell N, *et al*. Identifying research priorities in
29 anaesthesia and perioperative care: final report of the joint National
30 Institute of Academic Anaesthesia/James Lind Alliance Research Priority
31 Setting Partnership. 2015. e010006. doi:10.1136/bmjopen-2015-010006

32 JLA Guidebook. [www.jla.nihr.ac.uk/jla-guidebook/chapter-4/consent-](http://www.jla.nihr.ac.uk/jla-guidebook/chapter-4/consent-and-ethics.htm)
33 and-ethics.htm (accessed 5 Aug2018).

34 Health Research Authority / INVOLVE (2016), Public involvement in
35 research and research ethics committee review. Published Online First:

5 August 2016. www.invo.org.uk/posttypepublication/patient-and-public-involvement-in-research-and-research-ethics-committee-review

13 *Bristol Online Survey*. <http://www.onlinesurveys.ac.uk> (accessed 1 Mar2018).

14 No authors listed. Hip fracture: Management. *NICE* 2017.

15 Fractures (non-complex): assessment and management (NG38), *NICE*. 2016.

16 Rangan A, Upadhaya S, Regan S, *et al*. Research priorities for shoulder surgery: results of the 2015 James Lind Alliance patient and clinician priority setting partnership. *BMJ Open* 2016;**6**:e010412. doi:10.1136/bmjopen-2015-010412

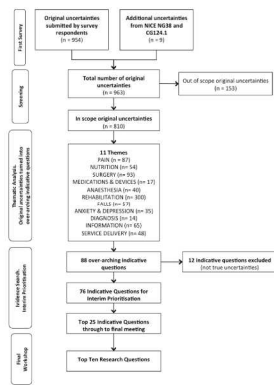


Figure 1. Flow Chart of Priority Setting Partnership Process

297x209mm (300 x 300 DPI)

- Figure 2. The top ten UK research priorities in fragility fractures of the lower limb and pelvis.**
- 1) What is the best physiotherapy and/or occupational therapy regime for adults during their in-hospital recovery from a fragility fracture of the lower limb?
 - 2) What is the best physiotherapy and/or occupational therapy regime for adults during out-of-hospital recovery from a fragility fracture of the lower limb?
 - 3) What is the best way to reduce harmful blood clots in adults treated with a plaster cast (or splint) for fragility fractures of the lower limb?
 - 4) What information about recovery (e.g. rehabilitation, medication, exercises, nutrition, pain), and in what form, should be provided to patients and carers following a fragility fracture of the lower limb?
 - 5) What is the best weight bearing regime following treatment (with or without surgery) for fragility fractures of the ankle?
 - 6) What is most important to adults in their recovery from a fragility fracture of the lower limb?
 - 7) What are the best treatments to prevent and treat confusion and delirium after surgery in adults with a fragility fracture of the lower limb?
 - 8) What is the best pain relief, including non-drug therapies and alternatives to reduce morphine or opioid use, for adults with a lower limb fragility fracture during anaesthesia and immediate recovery after surgery?
 - 9) What are the key components of a rehabilitation pathway for adults with dementia/cognitive impairment following a fragility fracture of the lower limb?
 - 10) What is the best way to prevent surgical site infection in adults undergoing surgery for fragility fractures of the lower limb?

Figure 2. The top ten UK research priorities in fragility fractures of the lower limb and pelvis.

297x209mm (300 x 300 DPI)

APPENDIX 1: PARTNER ORGANISATIONS

Charity Organisations

Carers UK
National Care Association
University of the Third Age (U3A)
Association of Directors of Adult Social Services (ADASS)
National Osteoporosis Society (NOS)
Age Cymru
Age Scotland
Age UK
Association of Medical Charities
Involve People in research
St Johns Ambulance
Arthritis Research UK

Personal Contacts

AGILE (physios specializing in care of older adults)
Dr Anglea McCullagh
Coventry & Warwickshire Partnership Trust
National Institute for Health Research. Collaboration for Leadership in Applied Health Research and Care. West Midlands (NIHR CLAHRC WM)
Manor Court Surgery, Nuneaton

Professional Organisations

University/User Teaching and Research Action Partnership (UNTRAP)
Warwickshire Carers Association & Guideposts
Association of Trauma and Orthopaedic Chartered Physiotherapists (ATOCP)
The Chartered Society of Physiotherapy (CSP)
Age and Ageing
National Osteoporosis Guideline Group (NOGG)
National Hip Fracture Database (NHFD)
Orthopaedic Trauma Society (OTS)
Royal College of Emergency Medicine (RCEM)
The National Ambulance Research Steering Group (NARSG)
Cardiff and Vale Orthopaedic Centre (CAVOC)
Community Health Councils in Wales
Health and Care Research Wales
Health and Care Research Wales Support Centre
Health Services Research Unit – Scotland
Healthwatch England
Royal British Legion working with veterans
Research User Group (RUG) NIHR Manchester
The RNHA Registered Nursing Home Association
Welsh Arthritis Research Network
Age Anaesthesia Association (AAA)
British Geriatric Society

Association of Anaesthetists of Great Britain and Ireland
Hip Fracture Perioperative Network (HipPeN)
National Institute of Academic Anaesthesia
Royal College Anaesthetists
British Orthopaedic Association (BOA)
Falls and Fragility Fracture Audit Project (FFFAP)
Society of Trauma Nurses (SOTN)
Trauma Audit & Research Network (TARN)
Cochrane
Contact, Help, Advice and Information (CHAIN) Network
PAIR

APPENDIX 2: RESEARCH PRIORITIES 11-25

11) How can we improve the way we link services and the effectiveness of rehabilitation when patients transition from one environment to another (e.g. from hospital to home) following a lower limb fragility fracture?

12) What is the best pain relief, including non-drug therapies and alternatives to reduce morphine or opioid use, for adults with a lower limb fragility fracture on arrival in hospital (in the emergency department or ward)?

13) What is the best weight bearing regime following treatment (with or without surgery) for fragility fractures of the pelvis and acetabulum (hip socket)?

14) What is the best method to assess pain in adults with and without confusion (either short term or long term such as dementia) following a lower limb fragility fracture?

15) What are the important parts of an enhanced recovery pathway (such as early mobilisation) for adults with a fragility fracture of the lower limb?

16) What is the best pain relief, including non-drug therapies and alternatives to reduce morphine or opioid use, for adults with a lower limb fragility fracture upon discharge from hospital?

17) What is the best way to reduce harmful blood clots in adults with a fragility hip fracture?

18) What is the best intervention/method to enable and support early discharge of patients from hospital with a lower limb fragility fracture?

19) What is the best weight bearing regime following treatment (with or without surgery) for fragility fractures of the tibial plateau (the top of the shin bone which forms part of the knee joint)?

- 20) What are the best physical therapies to treat adults with a fear of falling after a lower limb fragility fracture?
- 21) What is the best pain relief, including non-drug therapies and alternatives to reduce morphine or opioid use, for adults with a lower limb fragility fracture during in-hospital rehabilitation?
- 22) What are the best psychological therapies to treat adults with a fear of falling after a lower limb fragility fracture?
- 23) What are the specific barriers to hospital discharge (factors which delay or prevent discharge from hospital) for adults with a fragility fracture of the lower limb?
- 24) What is the best way to promote healing in adults with a fragility fracture of the lower limb?
- 25) What is the best treatment for surgical infections in adults following surgery for fragility fractures of the lower limb?