

# BMJ Open

BMJ Open is committed to open peer review. As part of this commitment we make the peer review history of every article we publish publicly available.

When an article is published we post the peer reviewers' comments and the authors' responses online. We also post the versions of the paper that were used during peer review. These are the versions that the peer review comments apply to.

The versions of the paper that follow are the versions that were submitted during the peer review process. They are not the versions of record or the final published versions. They should not be cited or distributed as the published version of this manuscript.

BMJ Open is an open access journal and the full, final, typeset and author-corrected version of record of the manuscript is available on our site with no access controls, subscription charges or pay-per-view fees (<http://bmjopen.bmj.com>).

If you have any questions on BMJ Open's open peer review process please email [info.bmjopen@bmj.com](mailto:info.bmjopen@bmj.com)

# BMJ Open

## Help-seeking behaviour outside office hours in Denmark, the Netherlands, and Switzerland: a cross-sectional observational study

Journal:	<i>BMJ Open</i>
Manuscript ID	bmjopen-2017-019295
Article Type:	Research
Date Submitted by the Author:	23-Aug-2017
Complete List of Authors:	Huibers, L; Aarhus University, Research Unit for General Practice, Department of Public Health Keizer, E; Radboud University Medical Center, Scientific Center for Quality of Healthcare; Carlsen, Anders; Aarhus University, Research Unit for General Practice, Department of Public Health Moth, Grete; Aarhus Universitet, Research Unit for General Practice, Department of Public Health Smits, Marleen; Radboud university medical center, IQ healthcare Senn, Oliver; UniversitätsSpital Zurich, Institute for Primary Care Christensen, Morten; Aarhus University, Research Unit for General Practice, Department of Public Health
<b>Primary Subject Heading</b>:	Health services research
Secondary Subject Heading:	Emergency medicine
Keywords:	after-hours care, primary health care, ACCIDENT & EMERGENCY MEDICINE, help-seeking behavior

SCHOLARONE™  
Manuscripts

# Help-seeking behaviour outside office hours in Denmark, the Netherlands, and Switzerland: a cross-sectional observational study

Linda Huibers<sup>1</sup>, Ellen Keizer<sup>2</sup>, Anders Helles Carlsen<sup>1</sup>, Grete Moth<sup>1</sup>, Marleen Smits<sup>2</sup>, Oliver Senn<sup>3</sup>, Morten Bondo Christensen<sup>1</sup>

<sup>1</sup>Research Unit for General Practice, Department of Public Health, Aarhus University, 8000 Aarhus C, Denmark

<sup>2</sup>Scientific Center for Quality of Healthcare (IQ healthcare), Radboud Institute for Health Sciences, Radboud university medical center, 6500 HB Nijmegen, The Netherlands

<sup>3</sup>Institute for Primary Care, University Hospital of Zurich, CH-8091 Zürich, Switzerland

Corresponding author:

Ellen Keizer

Radboud university medical center

P.O. Box 9101, 114 IQ healthcare

6500 HB Nijmegen

The Netherlands

E-mail address: Ellen.Keizer@radboudumc.nl

**ABSTRACT**

**Objectives:** We aim to study the preferred behaviour among individuals from different age groups in three countries when acute health problems occur outside office hours and thereby to explore variations in help-seeking behaviour.

**Design:** A cross-sectional observational study using questionnaires with six predefined cases describing situations with a potential need for seeking medical care and questions on background characteristics.

**Setting:** General population in Denmark, the Netherlands, and Switzerland.

**Population:** Danish, Dutch, and Swiss individuals from three age groups (0-4, 30-39, 50-59 years).

**Main outcome measures:** Distribution of help-seeking preferences per case per age group, compared between countries. Differences in percentage of help-seeking outside office hours per age group and country, crude and adjusted for background characteristics.

**Results:** Danish and Dutch parents of children aged 0-4 years differed in help-seeking behaviour for five out of six cases (abdominal pain, red eyes, rash, relapse fever, chicken pox); Danish parents significantly more often chose to contact OOH care than Dutch parents. For adults aged 30-39 years, no significant difference between the three countries was found for contacting OOH care. Swiss adults aged 50-59 years had the highest percentage of OOH contacts (38.3%), followed by the Danish (33.4%) and the Dutch (32.5%).

**Conclusion:** Some differences in help-seeking behaviour outside office hours exist between Danish, Dutch, and Swiss individuals, particularly for parents of young children. The question remains whether these differences result from individual preferences, cultural disparities, and/or health services variations. Future research should focus on identifying explanations for these differences to reduce undesirable use of out-of-hours care and lower the workload.

## ARTICLE SUMMARY

Strengths and limitations of this study:

- Inclusion of representative samples of three countries
- An extensive procedure was followed to ensure high quality of the case development
- Using invented cases to measure intended help-seeking behaviour could have introduced social desirability bias, and the responses may thus not represent actual behaviour
- The choice of cases could have affected the results

**Keywords:** after-hours care, primary health care, emergency medical services, help-seeking behavior

## INTRODUCTION

Many European countries face high demands in out-of-hours (OOH) care, e.g. primary care, emergency departments (EDs), and emergency medical services (EMS).<sup>1-3</sup> This can lead to high workload, excessive use of resources, and increased costs.<sup>4-6</sup> High workload may lead to longer waiting times, work pressure, and risk of safety incidents. At the same time, the service delivery by general practitioners (GPs) to OOH primary care is challenged due to fewer available GPs, low work satisfaction, and need for off-duty time.<sup>7</sup>

The help-seeking behaviour among individuals varies between European countries, with differing numbers of ED visits and GP consultations.<sup>8-10</sup> The number of GP consultations per patient ranges from 2.9 to 11.8 per year in European countries,<sup>9</sup> whereas the proportion of patients who visited the ED in the past year varied between 18% and 40%.<sup>8</sup> Similar differences also seem apparent in OOH primary care. In a previous study, we found differences in help-seeking behaviour between Danish and Dutch individuals; the Danes contacted OOH primary care about twice as often as the Dutch.<sup>11</sup>

Differences between countries may be related to the organisation of healthcare systems and OOH care (such as fees, accessibility, and availability), the composition of populations,<sup>12</sup> culture, and/or public expectations to healthcare services. Exploring differences in help-seeking behaviour could be a first step to identify factors with a potential for intervention, to optimising help-seeking behaviour and demands. Thus, we aim to study how individuals from different age groups in three countries (i.e. Denmark, The Netherlands, and Switzerland) react to acute health problems occurring outside office hours.

## METHODS

### Design and population

We performed a cross-sectional observational study by sending questionnaires with paper case scenarios to Danish, Dutch, and Swiss individuals in December 2015 and January 2016. This study formed part of a

1  
2  
3  
4 project of the European research network for out-of-hours primary health care (EurOOHnet).<sup>13</sup> We included  
5  
6 a random selection of individuals from three age groups (i.e. parents of children aged 0-4 years, adults aged  
7  
8 30-39 years, and adults aged 50-59 years). Pre-defined age groups were preferred to ensure construction of  
9  
10 explicit cases and to obtain sufficient power for identifying differences for each separate age group. Age  
11  
12 groups were based on a previous study, which found the largest differences in the use of OOH care to be  
13  
14 between Danish and Dutch individuals for both age groups 0-4 years and 20-35 years.<sup>11</sup> In this study, we  
15  
16 added the age group 50-59 years to examine the robustness of our results.  
17  
18

19  
20  
21 We used the Danish Civil Registration System to randomly select representative individuals among the five  
22  
23 Danish regions. We excluded individuals living in institutions and individuals with address protection. The  
24  
25 Dutch and Swiss samples were selected using consumer panels (The Netherlands: TNS Nipo; Switzerland:  
26  
27 Respondi and Bilendi).<sup>14,15</sup> The Dutch sample represented the population on age, gender, and region (0-4  
28  
29 years), and age, gender, region, education, and ethnicity (both adult age groups). For Switzerland, it was  
30  
31 only possible to include adults selected on age by using two panels to reach 600 respondents.  
32  
33

### 34 35 **Settings**

36  
37 In Denmark, 99% of citizens are listed with a GP. Through the GP, they have access to the entire public (tax-  
38  
39 funded) healthcare system, which is free of charge for the patients.<sup>16</sup> Outside office hours, patients can  
40  
41 contact OOH primary care or the prehospital Emergency Medical Services (EMS), depending on the severity  
42  
43 and urgency of the health problem. Referral from either primary care or EMS is generally a prerequisite for  
44  
45 an emergency department (ED) visit, specialist care, or hospital admission, although self-referral to the ED  
46  
47 exists. For most OOH primary care services, GPs perform the telephone triage and are remunerated on a  
48  
49 fee-for-service basis. The Netherlands has a similar system, with the GP serving as a gatekeeper.<sup>17</sup> Citizens  
50  
51 must have private health insurance, which gives free access to primary care throughout and outside office  
52  
53 hours. Nurses and practice assistants answer the telephone in the Dutch OOH primary care services and  
54  
55  
56  
57  
58  
59  
60

1  
2  
3  
4 perform the triage under supervision by GPs. All professionals working in OOH primary care get paid per  
5  
6 hour. A referral is usually a prerequisite for access to the ED and hospital visits, although self-referral to the  
7  
8 ED exists. In Switzerland, OOH care is organised locally, and organizational models vary between regions.  
9  
10 The most widespread models include rotation systems, which are most often combined with EMS  
11  
12 telephone triage, walk-in centres (e.g. group practices offering OOH care), and general practices integrated  
13  
14 in the ED. No gate-keeping system exists, and referral from a GP is thus not needed for access to the ED  
15  
16 and specialist care. OOH care is covered by the mandatory health insurance plan, except for an annual  
17  
18 deductible rate ranging between CHF 300 to 2,500 (EUR 275 to 2300) and a 10% co-payment.  
19  
20  
21

### 22 23 **Development of questionnaires**

24  
25 We developed questionnaires containing predefined cases that described situations with a potential acute  
26  
27 need for medical care outside office hours; all cases varied in urgency levels. The questionnaires for  
28  
29 children and adults mainly differed on presented cases. The questionnaires also included questions on  
30  
31 background characteristics (i.e. age, sex, social support, living status, education level, employment, and  
32  
33 ethnicity) and on factors related to help-seeking based on Andersen's behavioural model.<sup>12</sup> The questions  
34  
35 on factors related to help-seeking were part of a larger study and will be described in further detail in  
36  
37 another scientific article.  
38  
39  
40

### 41 42 **Cases**

43  
44 The development of cases followed several steps: collecting and selecting relevant and representative  
45  
46 cases, assessing urgency levels (performed by an expert panel), and making the final selection using Rasch  
47  
48 analysis. We collected cases from previous studies.<sup>18-20</sup> We also added new cases to include frequent  
49  
50 reasons for encounter (based on an analysis of data from Danish and Dutch OOH primary care) and to  
51  
52 ensure that we included cases from all urgency levels (based on the telephone guideline from the Dutch  
53  
54 Association of GPs to categorise the cases).<sup>21</sup> We selected different health problems for the cases for each  
55  
56  
57  
58  
59  
60



1  
2  
3  
4 age group separately to ensure that the urgency levels were not immediately obvious. For cases regarding  
5  
6 children, we defined a specific age for the child as even small age differences in this group can change the  
7  
8 help-seeking behaviour considerably for the same illness. For the adults, no specific age was presented as  
9  
10 the individuals were intended to see themselves in the described situation. All cases included a specific  
11  
12 weekday and time. The list of potentially relevant cases were discussed at several internal meetings with  
13  
14 researchers and GPs (to ensure representativeness of cases) and in two feedback rounds by email involving  
15  
16 eight individuals and five academic GPs (to check for recognisability and clarity). We selected 20 cases  
17  
18 involving children and 32 cases involving adults to be presented for the expert panel. In this process, we  
19  
20 used cases written in English.  
21

22  
23  
24  
25 We sent the cases to a convenience sample of 29 GPs using the following inclusion criteria:  $\geq 2$  years GP  
26  
27 experience,  $\geq 6$  OOH shifts per year, varying regions within the countries, and good knowledge of English.  
28

29 This expert panel had to assess the most appropriate type of care needed per case.  
30  
31

32  
33 After the expert round, we ranked the cases on type of care needed as we aimed to select cases that  
34  
35 represented different levels of care with only a few cases per urgency level. We excluded cases that  
36  
37 appeared to be unclear. We selected 11 cases for children and 13 cases for adults; these numbers were  
38  
39 estimated to be sufficient for selection of cases to be included in the final questionnaire after additional  
40  
41 analysis.  
42  
43  
44  
45

46 The cases were then translated from English into Danish. To ensure high quality of the translation, we  
47  
48 followed the standard translation procedure in healthcare: backward-forward translation with a  
49  
50 subsequent consensus meeting before creating the final document.<sup>22</sup> The cases were randomly ranked, and  
51  
52 questions on background characteristics were added to the questionnaires. Individuals were asked about  
53  
54 their expected choice of action per case, and each question had the following multiple choice answering  
55  
56  
57  
58  
59  
60

1  
2  
3  
4 categories: 'Wait and see (no contact with a health care provider)', 'Self-care (for example a pain killer)',  
5  
6 'Ask my partner, a relative, or others for advice', 'Check a guidebook, the internet or an app', 'Contact my  
7  
8 own GP the next working day', 'Contact OOH primary care', 'Contact the ED', 'Contact 112/144 ambulance  
9  
10 care', and 'Other'. Questionnaires were sent to 150 Danish individuals per age group (with one reminder). A  
11  
12 total of 18 parents and 30 adults responded: 11 aged 30-39 years and 19 aged 50-59 years. Item selection  
13  
14 was done using Rasch analysis to ensure that all the items included in the test were sufficiently  
15  
16 unidimensional and to maximize the test information across the interested continuum of the latent  
17  
18 constructs. This resulted in the selection of six cases for children and six for adults.  
19  
20  
21  
22

### 23 **Pilot testing**

24  
25 We tested the readability and feasibility of the Danish questionnaires by performing cognitive interviews  
26  
27 and pilot testing. After interviewing eight patients at a GP practice, we sent the questionnaire to 50 Danish  
28  
29 individuals per age groups (with one reminder). The response rate was 38% for 0-4 years, 28% for 30-39  
30  
31 years, and 50% for 50-59 years. The pilot testing resulted in minor adjustments of layout. The final Danish  
32  
33 questionnaire was translated into Dutch and German using the usual translation procedure.<sup>22</sup>  
34  
35  
36  
37

### 38 **Power calculation**

39  
40 A power calculation showed that we needed 600 returned questionnaires per age group to be able to find  
41  
42 an 8% difference between countries. Expecting an average response rate of 40%, we chose to send 1,200  
43  
44 questionnaires per age group in the Danish population. The Dutch panel expected higher response rate and  
45  
46 aimed to collect 600 returned questionnaires per age group within one week of data collection. The Swiss  
47  
48 panel invited all members in the adult groups and stopped the data collection when 600 respondents had  
49  
50 been reached.  
51  
52  
53  
54  
55  
56  
57  
58  
59  
60

### Data collection

The Danish individuals received an invitation letter with a personal internet link to a web-based survey and a paper questionnaire in January 2016. One reminder was sent three weeks later. Dutch individuals received an e-mail invitation to the online questionnaire in December 2015. One reminder was sent for age groups 0-4 and 30-39 years to achieve 600 respondents per group, whereas no reminder was needed for age group 50-59 years. The data collection ended after one week. Swiss individuals received their invitation via e-mail in December 2015, and the data collection ended when 600 respondents had been included per age group.

### Analysis

We performed descriptive analyses of the Danish respondents and non-respondents and identified the main characteristics for each age group as the Danish selection was random. We also performed descriptive analyses to compare respondents with the general population in the Netherlands and Switzerland as we used consumer panels that might not be entirely representative. Next, we calculated the distribution of the individual help-seeking behaviour per case and stratified for age group and country. We dichotomised the intended help-seeking behaviour into 'no OOH contact' ('Wait and see', 'Self-care', 'Ask my partner, a relative, or others for advice', 'Check a guidebook, the internet or an app', 'Contact my own GP the next working day') and 'OOH contact' ('Contact OOH primary care', 'Contact ED', 'Contact 112/144 ambulance care'). For each respondent, we calculated a score between 0 and 6 for the number of cases for which 'OOH contact' had been chosen. After calculating the percentage of individuals contacting OOH care, we studied differences between Danish, Dutch, and Swiss individuals per case and age groups by using chi-square and ANOVA tests. Finally, we performed three linear regression analyses for each age group to see if there were any differences between the Danish, Dutch, and Swiss individuals regarding their choice to contact OOH care. We adjusted for background characteristics (i.e. age, gender, education, ethnicity, employment, and living status). Differences with a p-value of  $<0.05$  were considered significant.

## RESULTS

### Study population

Table 1 describes the final respondents of our study after data cleaning. In Denmark, we included 572 respondents for children (response rate: 47.7%), 429 for 30-39 years (response rate: 35.8%), and 652 for 50-59 years (response rate: 54.4%). In the Netherlands, we included 621 respondents for children (response rate: 65.4%), 592 for 30-39 years (response rate: 62.3%), and 633 for 50-59 years (response rate: 66.5%). The Swiss panel included 589 final respondents for age group 30-39 years and 595 for age group 50-59 years. However, due to the data collection strategy, we obtained no information on response rate. When comparing respondents in different age groups between countries, we found some significant (although small) differences for gender, age, and ethnicity for respondents of age group 0-4 years (Table 1). For both adult age groups, we found significant differences for gender (Dutch respondents were more often female), education (Dutch aged 50-59 years more often had low education level), and ethnicity (Swiss respondents were more often immigrants).

*(Table 1)*

We compared the Danish respondents and non-respondents. For the age groups 30-39 years and 50-60 years, we found that respondents were more often female (Appendix, Table 1).

The Dutch respondents were compared with the general population. Adult respondents were slightly more often highly educated and native Dutch compared to the general population (Appendix, Table 2).

The Swiss respondents were also compared with the general population. Swiss respondents were more often female, had middle-level education, and were native Swiss (Appendix, Table 3).

### Help-seeking at case level - children

Figure 1 shows help-seeking behaviour per age group, per case, and per country. Danish and Dutch parents differed in their help-seeking in most of the presented cases. The Dutch parents chose 'wait and see' more often than the Danish parents, who more often answered that they would contact their own GP or OOH primary care. Overall, the Danish parents chose to contact OOH acute care more often than Dutch parents, with significant differences for the five following cases. For 'red eyes', 18.7% of the Danish parents chose to contact OOH acute care, compared to 12.4% among Dutch parents. For 'rash', 23.4% of Danish and 16.4% of Dutch parents would contact OOH acute care. For 'chicken pox', 31.8% of Danish and 15.8% of Dutch parents would contact OOH acute care. For 'relapse fever', 59.5% of Danish and 41.6% of Dutch parents would contact OOH acute care. For 'abdominal pain', 84.4% of Danish and 79.1% of Dutch parents would contact OOH acute care.

(Figure 1)

### Help-seeking at case level - adults

We also found some differences in help-seeking behaviour among adults from different countries (Figure 1). In the age group 30-39 years, the Swiss more often chose to contact the ED than Danish and Dutch adults. Overall, the choices for different types of care varied per case. Additionally, adults aged 30-39 years differed in the frequency of contacting OOH acute care, with varying differences per case. For 'sore throat' (Danes: 7.5%, Dutch: 3.6%, Swiss: 10.9%), 'acute back pain' (Danish: 14.1%, Dutch: 10.8%, Swiss: 28.4%), and 'ankle distortion' (Danes: 40.3%, Dutch: 43.1%, Swiss: 44.3%), the Swiss adults significantly more often chose to contact OOH care than the Danish and Dutch, although with relatively small differences. For 'wounded foot' (Danes: 26.1%, Dutch: 34.0%, Swiss: 30.8%) and 'acute stomach pain' (Danes: 42.0%, Dutch: 54.4%, Swiss: 41.6%), Dutch adults significantly more often chose to contact OOH care.

1  
2  
3  
4 In the age group 50-59 years, the Swiss also more often contacted the ED compared to the Danish and  
5 Dutch adults in this group. No clear pattern was seen for the other types of care. The Swiss adults more  
6 often chose to contact OOH care for two cases: 'sore throat' (Danish: 5.7%, Dutch: 2.7%, Swiss: 14.1%) and  
7 'acute back pain' (Danish: 12.1%, Dutch: 8.1%, Swiss: 32.5%). For 'wounded foot', the Dutch and Swiss  
8 adults significantly more often chose to contact OOH care than the Danes (Danes: 26.1%, Dutch: 34.0%,  
9 Swiss: 30.8%). The Dutch significantly more often chose OOH care for 'acute stomach pain' (Danes: 42.0%,  
10 Dutch: 54.4%, Swiss: 41.6%).  
11  
12  
13  
14  
15  
16  
17  
18  
19  
20

### 21 **Adjusted differences in help-seeking**

22 Table 2 shows that the Dutch parents significantly less often chose to contact OOH care than Danish  
23 parents (mean: 2.25 versus 2.91 out of 6 cases). For adults aged 30-39 years, no significant differences were  
24 found between the three countries when correcting for age, gender, education, ethnicity, employment, and  
25 living status. Swiss adults aged 50-59 years more often contacted OOH care than the Danish (mean: 2.58  
26 versus 2.34 out of 6 cases).  
27  
28  
29  
30  
31  
32  
33  
34  
35  
36  
37  
38  
39  
40  
41  
42  
43  
44  
45  
46  
47  
48  
49  
50  
51  
52  
53  
54  
55  
56  
57  
58  
59  
60

(Table 2)

## 40 **DISCUSSION**

### 41 **Main findings**

42 Danish and Dutch parents of children aged 0-4 years differed in help-seeking behaviour for five out of six  
43 cases (i.e. abdominal pain, red eyes, rash, relapse fever, chicken pox); the Dutch more often chose 'wait  
44 and see' than the Danish. For these cases, Danish parents significantly more often chose to contact OOH  
45 care than Dutch parents (difference varying from 1.1% to 17.9%). Also a regression analysis showed that  
46 Dutch parents significantly less often chose to contact OOH care than Danish parents. For adult citizens, we  
47  
48  
49  
50  
51  
52  
53  
54  
55  
56  
57  
58  
59  
60

1  
2  
3  
4 found varying choices of responses for many of the presented cases. A regression analysis showed that the  
5  
6 Swiss adults aged 50-59 years more often chose OOH care than the Danish and Dutch.  
7  
8  
9

### 10 **Comparison with existing literature**

11  
12 We found a difference in help-seeking behaviour between Denmark, the Netherlands, and Switzerland; this  
13  
14 difference was varying for different age groups. In a previous study, we found that the Danes had higher  
15  
16 consumption of OOH primary care than the Dutch, particularly for young children.<sup>11</sup> This difference  
17  
18 between parents of young children was also apparent in our study. The question is what the underlying  
19  
20 explanations could be for this consistent difference. A difference in employment exists between Danish and  
21  
22 Dutch parents as Danish women more frequently are working full-time.<sup>23</sup> Danish women thus have fewer  
23  
24 opportunities to visit the GP during daytime. Furthermore, the role of the Danish GP in childcare is different  
25  
26 from that of the Dutch GP. Danish GPs have an active role as they see also young children for preventive  
27  
28 issues, which could make parents more prone to contact primary care. In contrast, Dutch GPs do not play a  
29  
30 role in preventive care for young children. Perhaps other cultural differences may be important factors. For  
31  
32 example, there is a strong focus on work-life balance in Denmark (including extensive maternity leave).  
33  
34 Differences between the Danish and the Dutch healthcare systems may play a smaller role as we did not  
35  
36 find any differences in the help-seeking between adults. Besides, the two healthcare systems seem quite  
37  
38 similar. Yet, the direct telephone access to a GP (who answers the telephone) in the OOH primary services  
39  
40 in Denmark may encourage parents to seek advice or help at the OOH primary care service. Additionally,  
41  
42 problems with the accessibility and availability of one's own GP are also issues that are discussed in both  
43  
44 countries.  
45  
46  
47  
48  
49

50 We did not find a significant difference in help-seeking between Danish and Dutch adults, while a previous  
51  
52 study showed a small difference between Danish and Dutch adults.<sup>11</sup> Our study may have lacked power to  
53  
54 identify such small difference, or there may not have been a difference. Swiss adults aged 50-59 years more  
55  
56  
57  
58  
59  
60

1  
2  
3  
4 often chose to contact OOH care. On the one hand, they more often answered 'wait and see'. On the other  
5  
6 hand, they also more often answered 'ED'. The organisation of the Swiss healthcare system without the  
7  
8 gate-keeping role of the GP may make citizens contact the ED more often, in particular for injury-related  
9  
10 health problems, which were described in three of the six cases targeting adults.<sup>24</sup> In Denmark and the  
11  
12 Netherlands, patients are strongly encouraged to contact primary care in case of an acute problem in order  
13  
14 to assess the necessity of a subsequent referral to ED or secondary care. In the Netherlands, contacting the  
15  
16 ED without a referral results in a fee for the citizen (own risk) as these ED visits are not covered by the  
17  
18 health insurance. For Danish citizens, an ED visit is free, but citizens are strongly encouraged to first contact  
19  
20 primary care, where triage is done.  
21

22  
23  
24  
25 Help-seeking behaviour is related to many factors, as also found by Andersen.<sup>12</sup> We focused on differences  
26  
27 between countries and corrected for main variations between the populations (i.e. age, gender, education,  
28  
29 ethnicity, employment, and living status). Several studies have shown an effect of these characteristics on  
30  
31 help-seeking behaviour.<sup>25</sup> Yet, several other influential factors have also been identified, such as  
32  
33 psychological characteristics and usual behaviour.<sup>12</sup> It could be that population differences relating to other  
34  
35 factors may cause the variation between countries concerning help-seeking behaviour.  
36  
37

### 38 39 **Strengths and limitations**

40  
41 We were able to include citizens from three countries for our study by using a consumer panel in two  
42  
43 countries. Our Danish sample was representative for the general population, and our Dutch and Swiss  
44  
45 panels were also able to select quite representative samples for a range of background characteristics. We  
46  
47 followed an extensive procedure to ensure high quality of the case development, which is a strength of this  
48  
49 study. However, the varying relatively low response rates and the data collection method through  
50  
51 consumer panels (ending the collection when about 600 respondents had been included) introduced a risk  
52  
53 of selection bias. Additionally, our non-response analyses showed that adult respondents more often were  
54  
55  
56  
57  
58  
59  
60



1  
2  
3  
4 female than non-respondents. Respondents also seemed to be higher educated and were more often  
5  
6 native citizens than the general population. Therefore, we adjusted for these background factors in our  
7  
8 final analyses.  
9

10  
11  
12 We used six cases per age group, and the selected cases represented varying health problems with  
13  
14 different levels of severity and appropriate healthcare actions. The choice of cases could have affected the  
15  
16 differences found. Other health problems may thus have given different results, for example due to  
17  
18 differences in culture, traditional treatment, or the healthcare system. However, for the age group 0-4  
19  
20 years, the results for the individual cases all showed the same trend, which suggests that case selection is a  
21  
22 minor problem. For adults, the direction of differences varied per case. For the three cases on acute  
23  
24 injuries, the organisation of healthcare may have played a role. Furthermore, using invented cases to  
25  
26 measure intended help-seeking behaviour could have introduced social desirability bias, and the responses  
27  
28 may thus not represent actual behaviour.  
29  
30  
31  
32

### 33 **Implications for research and/or practice**

34  
35 We compared help-seeking behaviour between countries and found some differences. Further  
36  
37 investigation of possible explanations for these differences is highly relevant, in particular concerning  
38  
39 parents of young children. The differences were distinct in this group, and the use of OOH primary care is  
40  
41 known to be high in this age group.<sup>11</sup> Identifying explanations for the differences found may help us reduce  
42  
43 the use of OOH care in this group of patients.  
44  
45  
46  
47

48  
49 Future research should also focus on other factors related to a high likelihood of contacting OOH care as  
50  
51 this insight could be used to investigate whether interventions could be made to reduce the workload at  
52  
53 OOH care while still addressing the highly relevant contacts. It could be interesting to see if differences in  
54  
55  
56  
57  
58  
59  
60

1  
2  
3  
4 preferred actions also exist between healthcare professionals from different countries as this could imply  
5  
6 differences in the approach to healthcare provision and cultural variations.  
7  
8  
9

#### 10 *ACKNOWLEDGEMENTS*

11  
12 The authors would like to thank all GPs and citizens for their time and input to this study.  
13  
14

#### 15 16 *FUNDING*

17  
18 This study was supported by the Danish foundation TrygFonden. TrygFonden had no role in the study  
19  
20 design, data collection, analysis, and interpretation of data; in the writing of the manuscript, and in the  
21  
22 decision to submit the article for publication.  
23  
24

#### 25 26 27 *COMPETING INTEREST*

28  
29 The authors have declared no competing interests.  
30  
31

#### 32 33 *ETHICAL APPROVAL*

34  
35 The project was approved by the Danish Data Protection Agency (J.no. 2013-41-2104). According to Danish  
36  
37 law, approval from the Committee on Health Research Ethics of the Central Denmark Region was not  
38  
39 needed as the study did not include biomedical intervention. The research ethics committee of the  
40  
41 Radboud university medical center (CMO Arnhem-Nijmegen) was consulted and concluded that the study  
42  
43 did not fall within the remit of the Medical Research Involving Human Subjects Act (WMO) (file number:  
44  
45 2013/379). According to current Swiss law on human research, anonymously collected data require no  
46  
47 approval by a regional ethics committee.<sup>26</sup>  
48  
49

#### 50 51 *DATA SHARING STATEMENT*

52  
53 The dataset will be available on request.  
54  
55  
56  
57  
58  
59

1  
2  
3  
4 *AUTHORS' CONTRIBUTION*

5  
6 LH designed the study, performed the data collection, interpreted the data and drafted the  
7  
8 manuscript. EK participated in designing the study and interpretation of the data, and critically  
9  
10 revised the manuscript. AHC performed statistical analyses and critically revised the manuscript. GM  
11  
12 and MS participated in the interpretation of the data and critically revised the manuscript. OS performed  
13  
14 the data collection and critically revised the manuscript. MBC designed the study and critically revised the  
15  
16 manuscript. All authors read and approved the final manuscript.  
17  
18  
19  
20  
21  
22  
23  
24  
25  
26  
27  
28  
29  
30  
31  
32  
33  
34  
35  
36  
37  
38  
39  
40  
41  
42  
43  
44  
45  
46  
47  
48  
49  
50  
51  
52  
53  
54  
55  
56  
57  
58  
59  
60

## REFERENCES

1. Pines JM, Hilton JA, Weber EJ, Alkemade AJ, Al Shabanah H, Anderson PD, et al. International perspectives on emergency department crowding. *Acad Emerg Med* 2011;18:1358-70.
2. Huibers LA, Moth G, Bondevik GT, Kersnik J, Huber CA, Christensen MB, et al. Diagnostic scope in out-of-hours primary care services in eight European countries: an observational study. *BMC Fam Pract* 2011;12:30-2296-12-30.
3. Lowthian JA, Cameron PA, Stoelwinder JU, Curtis A, Currell A, Cooke MW, et al. Increasing utilisation of emergency ambulances. *Australian health review : a publication of the Australian Hospital Association*. 2011;35(1):63-9.
4. Carter EJ, Pouch SM, Larson EL. The relationship between emergency department crowding and patient outcomes: a systematic review. *J Nurs Scholarsh* 2014;46:106-15.
5. Smits M, Keizer E, Huibers L, Giesen P. GPs' experiences with out-of-hours GP cooperatives: a survey study from the Netherlands. *Eur J Gen Pract* 2014;20:196-201.
6. Tekwani KL, Kerem Y, Mistry CD, Sayger BM, Kulstad EB. Emergency department crowding is associated with reduced satisfaction scores in patients discharged from the emergency department. *West J Emerg Med* 2013;14:11-5.
7. Grol R, Giesen P, van Uden C. After-hours care in the United Kingdom, Denmark, and the Netherlands: new models. *Health Aff (Millwood)* 2006;25:1733-7.
8. van den Berg MJ, van Loenen T, Westert GP. Accessible and continuous primary care may help reduce rates of emergency department use. An international survey in 34 countries. *Fam Pract* 2016;33:42-50.
9. OECD. Doctors' consultations. Total, Per capita, 2014. 2014; Available at: <https://data.oecd.org/healthcare/doctors-consultations.htm>. Accessed March, 29th, 2017.

10. van Loenen T, van den Berg MJ, Faber MJ, Westert GP. Propensity to seek healthcare in different healthcare systems: analysis of patient data in 34 countries. *BMC Health Serv Res* 2015;15:465-015-1119-2.
11. Huibers L, Moth G, Andersen M, van Grunsven P, Giesen P, Christensen MB, et al. Consumption in out-of-hours health care: Danes double Dutch? *Scand J Prim Health Care* 2014;32:44-50.
12. Andersen R, Newman JF. Societal and individual determinants of medical care utilization in the United States. *Milbank Mem Fund Q Health Soc* 1973;51:95-124.
13. Huibers L, Philips H, Giesen P, Remmen R, Christensen MB, Bondevik GT. EurOOHnet - the European research network for out-of-hours primary health care. *Eur J Gen Pract* 2014;20:229-32.
14. Respondi consumer panel. Available at: <https://www.respondi.com/>.
15. TNS Nipo consumer panel. Available at: <http://www.tns-nipo.com/>.
16. Olesen F, Jolleys JV. Out of hours service: the Danish solution examined. *BMJ* 1994;309:1624-6.
17. Smits M, Rutten M, Keizer E, Wensing M, Westert G, Giesen P. The development and performance of after-hours primary care in the Netherlands: a narrative review. *Ann Intern Med* 2017;166(10):737-42.
18. Giesen P, Ferwerda R, Tijssen R, Mookink H, Drijver R, van den Bosch W, et al. Safety of telephone triage in general practitioner cooperatives: Do triage nurses correctly estimate urgency? *Qual Saf Health Care* 2007;16:181-4.
19. Huibers L, Sloot S, Giesen P, Van Veen M, Van Ierland Y, Moll H. Wetenschappelijk onderzoek Nederlands Triage Systeem [Scientific research Netherlands Triage System]. Nijmegen, Rotterdam: IQ healthcare Radboudumc, Erasmus MC Sophia Kinderziekenhuis; 2009.
20. Smits M, Hanssen S, Huibers L, Giesen P. Telephone triage in general practices: A written case scenario study in the Netherlands. *Scand J Prim Health Care* 2016;34:28-36.
21. NHG-TriageWijzer. [National triage guidelines]. 2016; Available at: Available at <https://www.nhg.org/update-nhg-triagewijzer>.

- 1  
2  
3  
4 22. Beaton D, Bombardier C, Guillemin F, Ferraz M. Recommendations for the Cross-Cultural  
5 Adaptation of the DASH and Quick DASH Outcome Measures. Toronto: Institute for Work and  
6 Health; 2007.  
7  
8  
9  
10 23. Part-time employment rate. Available at: [https://data.oecd.org/emp/part-time-employment-](https://data.oecd.org/emp/part-time-employment-rate.htm#indicator-chart)  
11 [rate.htm#indicator-chart](https://data.oecd.org/emp/part-time-employment-rate.htm#indicator-chart). Accessed April, 6th, 2017.  
12  
13  
14 24. Chmiel C, Huber CA, Rosemann T, Zoller M, Eichler K, Sidler P, et al. Walk-ins seeking treatment at  
15 an emergency department or general practitioner out-of-hours service: a cross-sectional  
16 comparison. *BMC Health Serv Res* 2011;11:94.  
17  
18  
19  
20 25. Buja A, Toffanin R, Rigon S, Lion C, Sandona P, Carraro D, et al. What determines frequent  
21 attendance at out-of-hours primary care services? *Eur J Public Health* 2015;25:563-8.  
22  
23  
24 26. The Federal Council of the Swiss Confederation. Federal act on research involving human beings  
25 (Human Research Act, HRA) of 30 September 2011 (Status as of 1 January 2014). Available at:  
26 [<https://www.admin.ch/opc/en/classified-compilation/20061313/index.html>]. Accessed 3/16,  
27 2016.  
28  
29  
30  
31  
32  
33 27. UNESCO Institute for Statistics. International standard classification of education: ISCED 2011.  
34 Montreal: UNESCO Institute for Statistics; 2012  
35  
36  
37  
38  
39  
40  
41  
42  
43  
44  
45  
46  
47  
48  
49  
50  
51  
52  
53  
54  
55  
56  
57  
58  
59  
60

## TABLES AND FIGURES

**Table 1.** Description of the study population per age group and country (mean, %)

Age group	0-4 years		30-39 years			50-59 years		
Country	DK N=572	NL N=621	DK N=429	NL N=592	CH N=589	DK N=652	NL N=633	CH N=595
Age respondent (mean)	34.4 (34.0-34.8)	35.4 (34.9-35.8)	34.8 (34.6-35.1)	34.8 (34.6-35.0)	34.9 (34.7-35.2)	54.4 (54.1-54.6)	54.6 (54.4-54.8)	54.5 (54.2-54.7)
Gender respondent (%)								
- Male	14.4 (11.7-17.5)	37.7 (33.9-41.6)	37.7 (33.2-42.4)	50.2 (46.1-54.2)	42.3 (38.3-46.3)	44.9 (41.1-48.8)	52.9 (49.0-56.8)	48.1 (44.1-52.1)
- Female	85.6 (82.5-88.3)	62.3 (58.4-66.1)	62.4 (57.6-66.8)	49.8 (45.8-53.9)	57.7 (53.7-61.7)	55.1 (51.2-58.9)	47.1 (43.2-51.0)	51.9 (47.9-55.9)
Education level <sup>1</sup> (%)								
- Low: ≤ 10 years	4.4 (3.0-6.4)	7.0 (5.2-9.3)	6.4 (4.4-9.1)	9.3 (7.2-11.9)	4.6 (3.2-6.6)	13.5 (11.0-16.3)	25.4 (22.2-29.0)	9.7 (7.6-12.4)
- Middle: >10 & ≤ 15 years	33.5 (29.7-37.4)	30.1 (26.6-33.9)	41.0 (36.4-45.8)	43.4 (39.5-47.4)	59.4 (55.3-63.3)	55.0 (51.1-58.8)	43.9 (40.1-47.8)	66.1 (62.1-69.7)

- High: > 15 years	62.1 (58.1-66.1)	62.9 (59.0-66.6)	52.6 (47.8-57.3)	47.3 (43.3-51.3)	36.1 (32.3-40.0)	31.6 (28.1-35.3)	30.6 (27.2-34.4)	24.2 (20.9-27.8)
Ethnicity (%)								
- Native	85.5 (82.3-88.2)	81.8 (78.5-84.6)	84.8 (81.0-87.9)	76.1 (72.5-79.4)	64.3 (60.4-68.1)	92.0 (89.6-93.9)	87.1 (84.2-89.5)	70.3 (66.4-73.8)
- Western immigrant	10.2 (8.0-13.0)	7.4 (5.6-9.8)	9.0 (6.6-12.2)	10.2 (8.0-13.0)	31.6 (27.9-35.5)	6.4 (4.8-8.6)	9.1 (7.1-11.6)	27.9 (24.4-31.6)
- Non-western immigrant	4.3 (2.9-6.3)	10.8 (8.6-13.5)	6.2 (4.2-8.9)	13.7 (11.1-16.7)	4.1 (2.8-6.0)	1.6 (0.8-2.9)	3.8 (2.6-5.6)	1.8 (1.0-3.3)

DK: Denmark, NL: Netherlands, CH: Switzerland

<sup>1</sup> This categorisation was made following the ISCED guidelines<sup>27</sup>



**Table 2.** Association between country and out-of-hours help-seeking per age group (crude and adjusted for background characteristics) (B, mean, 95% CI)

	0-4 years		30-39 years		50-59 years	
	Crude N=1,186	Adjusted <sup>1</sup> N=1,161	Crude N=1,602	Adjusted <sup>1</sup> N=1,585	Crude N=1,864	Adjusted <sup>1</sup> N=1,844
<b>Denmark</b> (ref)	2.31	2.91	1.75	2.15	2.00	2.34
(mean (95%CI))	(2.20;2.42)	(2.53;3.30)	(1.61;1.89)	(1.78;2.51)	(1.89;2.12)	(1.90;2.77)
<b>Netherlands</b>	-0.54*	-0.66*	0.16	0.11	-0.04	-0.10
(B, mean (95%CI))	1.78 (1.66;1.87)	2.25 (1.87;2.63)	1.91 (1.79;2.02)	2.26 (1.90;2.61)	1.96 (1.84;2.07)	2.24 (1.81;2.66)
<b>Switzerland</b>	<i>Not available</i>	<i>Not available</i>	0.22*	0.16	0.29*	0.24*
(B, mean (95%CI))			1.97 (1.85;2.09)	2.31 (1.94;2.68)	2.30 (2.18;2.41)	2.58 (2.14;3.02)

*\*Significant difference (p<.005) compared with reference group; <sup>1</sup>Adjusted for age, gender, education, ethnicity, employment, and living status.*

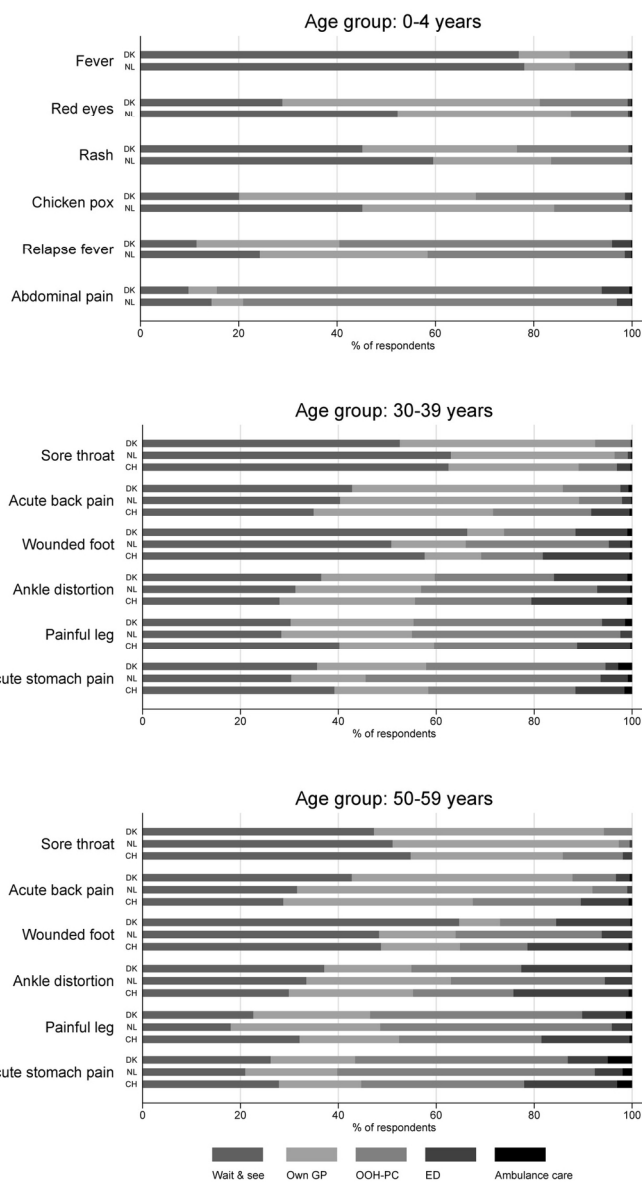


Figure 1. Description of individuals' help-seeking behaviour per case, stratified for age group and country (distribution of choices)

114x187mm (300 x 300 DPI)

1  
2  
3  
4 **Appendix**  
5

6 **Box 1. Cases for children**  
7

8 **Box 1. Cases for children**  
9

10 **Case 1 "Abdominal pain"**  
11

12 *Time:* Saturday at 3 PM.  
13

14 *Situation:* Your 4-year-old child has had abdominal pain for two days, and the pain is increasing in  
15 severity. He has a fever (39.6°C). He has vomited twice today and has not eaten anything for the entire  
16 day. He will not drink much. He has a little bit of diarrhoea. You cannot comfort him by reading a book,  
17 and he does not want to play by himself.  
18  
19  
20  
21  
22

23 **Case 2 "Red eyes"**  
24

25 *Time:* Sunday evening at 4 PM.  
26

27 *Situation:* Your 3-year-old child has a cold and has had red eyes with discharge for two days. He is also  
28 sniffing. The eye discharge is yellow, and the eye lids stick together slightly. He has no problems with the  
29 vision and no wounds or other skin rashes. He is watching television.  
30  
31  
32

33 **Case 3 "Fever"**  
34

35 *Time:* Saturday at 3 PM.  
36

37 *Situation:* Your 15-month-old child has woken after his nap with a temperature of 39.8°C. He already  
38 seemed listless before his nap today. He has not vomited, has no diarrhoea and no skin rash. He wants to  
39 sit with you and watch television. He does not want to eat anything, but drinks small amounts of cold  
40 water.  
41  
42  
43  
44  
45

46 **Case 4 "Rash"**  
47

48 *Time:* Saturday at 3 PM.  
49

50 *Situation:* Your 2-year-old child wakes up after his nap with red rash across arms, legs, chest and face.  
51 The rash is itching. He is alert, is playing as usual and has no other complaints and no fever.  
52  
53  
54  
55  
56  
57  
58  
59  
60

**Case 5 "Relapse fever"**

*Time:* Thursday at 7 PM.

*Situation:* Your 8-month-old child has a fever. Last week, he had a common cold with a fever. He was also coughing. He seemed to recover, but now the fever has returned (temperature: 39.1°C). He does not drink a lot, and he is still coughing. Your child wants to sit with you all the time, but you cannot comfort him.

**Case 6 "Chicken pox"**

*Time:* Sunday at 5 PM.

*Situation:* For one day, your 2-year-old child has had red skin and fluid-filled blisters, mostly on the chest and belly. He is a bit warm (temperature: 38.1°C), complains of a sore throat and generally does not seem fit. He drinks and eats as usual and is as alert as usual.

**Box 2. Cases for adults**

<b>Box 2. Cases for adults</b>
<b>Case 1 "Painful leg"</b>
<i>Time:</i> Sunday at 3 PM.
<i>Situation:</i> When you woke up this morning, your left leg was swollen and painful. The leg has a warm, red and painful area with a 10 cm diameter. You do not feel well. You are not sure whether you have a fever. You did not hit your leg.
<b>Case 2 "Acute stomach pain"</b>
<i>Time:</i> Monday at 8 PM.
<i>Situation:</i> You have been suffering from a severe stomach ache that started suddenly two hours ago; something you have never had before. The pain seems to be localised in your upper stomach, radiating towards your shoulder blades. You have an urge to move around a lot, and you feel nauseous, but you do not vomit. You have had normal defecation patterns all day.
<b>Case 3 "Acute back pain"</b>
<i>Time:</i> Wednesday at 6 PM.
<i>Situation:</i> This morning you suddenly got a severe back pain when lifting a bag with groceries. The pain is continuously present in your lower back. The pain does radiate to your left buttocks, and it limits your movements. You have taken paracetamol (Panadol), but this does not relieve the pain.
<b>Case 4 "Sore throat"</b>
<i>Time:</i> Thursday at 7 PM.
<i>Situation:</i> You have been suffering from a severe sore throat for two days. You are also coughing slightly and feel feverish. You can take liquids, but swallowing is painful. You have to attend a wedding of a relative in two days.
<b>Case 5 "Wounded foot"</b>

1  
2  
3  
4  
5  
6  
7  
8  
9  
10  
11  
12  
13  
14  
15  
16  
17  
18  
19  
20  
21  
22  
23  
24  
25  
26  
27  
28  
29  
30  
31  
32  
33  
34  
35  
36  
37  
38  
39  
40  
41  
42  
43  
44  
45  
46  
47  
48  
49  
50  
51  
52  
53  
54  
55  
56  
57  
58  
59  
60

1  
2  
3  
4 *Time:* Wednesday at 7 PM.  
5

6 *Situation:* You accidentally stepped on a piece of glass with your left foot 30 minutes ago. The piece of glass  
7  
8 seems to have come out. The bleeding seems to have lessened, but you have quite some pain. The wound  
9  
10 is about 3 cm long and is open 1-2 mm. Your tetanus vaccination is up to date.  
11

12 **Case 6 "Ankle distortion"**  
13

14  
15 *Time:* Saturday at 4 PM.

16  
17 *Situation:* Your left foot was twisted yesterday when you were walking in the forest. Your left ankle was  
18  
19 directly painful and swollen. Initially, you were able to walk on the injured foot, but now you are unable to  
20  
21 even rest on it. Your left ankle is quite painful and seems swollen compared to the right one.  
22  
23  
24  
25  
26  
27  
28  
29  
30  
31  
32  
33  
34  
35  
36  
37  
38  
39  
40  
41  
42  
43  
44  
45  
46  
47  
48  
49  
50  
51  
52  
53  
54  
55  
56  
57  
58  
59  
60

**Table 1.** Description of background characteristics of Danish population per age group, for respondents and non-respondents (% , 95% CI)

Age group	0-4 years		30-39 years		50-59 years	
	Respondents	Non-respondents	Respondents	Non-respondents	Respondents	Non-respondents
Age, citizen (mean)	2.0 (1.9-2.1)	2.1 (1.9-2.2)	34.7 (34.5-35.0)	34.8 (34.6-35.0)	54.2 (54.0-54.5)	54.3 (54.0-54.5)
Gender, citizen (%)						
- Male	50.3 (46.3-54.4)	51.8 (47.8-55.6)	38.0 (33.4-42.7)	55.2 (51.7-58.7)	45.0 (41.2-48.8)	54.6 (50.4-58.7)
- Female	49.7 (45.6-53.7)	48.2 (44.4-52.2)	62.0 (57.3-66.5)	44.8 (41.3-48.3)	55.1 (51.2-58.8)	45.4 (41.3-49.6)
Region, citizen						
- Capital	32.3 (28.6-36.3)	36.1 (32.5-40.0)	35.2 (30.8-39.8)	37.1 (33.8-40.6)	25.9 (22.7-29.4)	32.8 (29.0-36.8)
- Zealand	12.6 (10.1-15.6)	12.4 (10.1-15.2)	13.6 (10.6-17.5)	11.4 (9.4-13.9)	16.9 (14.2-20.0)	14.3 (11.6-17.5)
- South	20.3 (17.2-23.8)	20.2 (17.3-23.6)	18.2 (14.8-22.1)	20.3 (17.6-23.3)	22.9 (19.8-26.2)	21.6 (18.4-25.3)
- Central	23.6 (20.3-27.3)	23.1 (20.0-26.6)	24.9 (21.1-29.3)	20.9 (18.2-23.9)	23.5 (20.4-26.9)	20.7 (17.5-24.3)
- North	11.2 (8.9-14.0)	8.1 (6.2-10.5)	8.2 (5.9-11.2)	10.3 (8.3-12.6)	10.9 (8.7-13.5)	10.6 (8.3-13.5)

*Information on education level, ethnicity, and living status was not available for non-respondents. We checked the general population and found that respondents are generally more often native and slightly higher educated.*

**Table 2.** Description of background characteristics of Dutch population per age group, for respondents and general population (% , 95% CI)

Age group	0-4 years		30-39 years		50-59 years	
Characteristics	Respondents	General population	Respondents	General population	Respondents	General population
Age, citizen (mean)	1.7 (1.6-1.8) <sup>1</sup>	2.0 <sup>1</sup>	34.8 (34.6-35.0)	34.5	54.6 (54.4-54.8)	54.4
Gender, citizen (%)	<i>Not available – only gender parent</i>					
- Male		51.2 (51.1-51.3)	50.2 (46.1-54.2)	50.1 (50.0-50.2)	52.9 (49.0-56.8)	50.2 (50.1-50.2)
- Female		48.8 (48.7-48.9)	49.8 (45.8-53.9)	49.9 (49.8-50.0)	47.1 (43.2-51.0)	49.8 (50.0-50.0)
Region , citizen						
- Groningen	3.1 (2.0-4.7)	3.1 (3.0-3.1) <sup>1</sup>	3.4 (2.2-5.2)	3.2 (3.2-3.3)	3.6 (2.4-5.4)	3.3 (3.3-3.3)
- Friesland	3.7 (2.5-5.5)	3.7 (3.6-3.7)	2.5 (1.5-4.2)	3.4 (3.4-3.5)	3.5 (2.3-5.2)	3.8 (3.8-3.8)
- Drenthe	2.4 (1.5-4.0)	2.6 (2.5-2.6)	2.2 (1.3-3.7)	2.5 (2.4-2.5)	3.3 (2.2-5.0)	3.1 (3.0-3.1)
- Overijssel	6.9 (5.2-9.2)	7.0 (6.9-7.0)	7.4 (5.6-9.8)	6.6 (6.5-6.6)	7.0 (5.2-9.2)	6.5 (6.5-6.6)
- Gelderland	11.9 (9.6.-14.7)	11.5 (11.5-11.6)	11.3 (9.0-14.1)	11.0 (11.0-11.0)	13.1 (10.7-16.0)	12.2 (12.2-12.3)
- Utrecht	9.0 (7.0-11.5)	8.4 (8.3-8.4)	9.6 (7.5-12.3)	8.1 (8.0-8.1)	6.5 (4.8-8.7)	7.1 (7.1-7.1)
- Noord-Holland	15.8 (13.1-18.9)	16.8 (16.7-16.9)	18.1 (15.2-21.4)	18.0 (18.0-18.1)	15.6 (13.0-18.7)	16.1 (16.0-16.1)
- Zuid-Holland	22.5 (19.4-26.0)	23.0 (22.9-23.1)	21.3 (18.2-24.8)	22.8 (22.7-22.8)	18.0 (15.2-21.2)	20.6 (20.5-20.6)
- Zeeland	1.9 (1.1-3.4)	2.1 (2.1-2.1)	1.9 (1.0-3.3)	2.0 (1.9-2.0)	2.5 (1.6-4.1)	2.3 (2.2-2.3)
- Flevoland	3.7 (2.5-5.5)	2.8 (2.8-2.9)	3.2 (2.1-5.0)	2.6 (2.6-2.6)	2.8 (1.8-4.5)	2.4 (2.4-2.5)
- Noord-Brabant	14.2 (11.6-17.1)	13.9 (13.8-14.0)	13.7 (11.1-16.7)	14.2 (14.2-14.3)	16.3 (13.6-19.4)	15.2 (15.1-15-2)
- Limburg	4.8 (3.4-6.8)	5.2 (5.1-5.2)	5.4 (3.8-7.5)	5.7 (5.7-5.7)	7.7 (5.9-10.1)	7.4 (7.4-7.4)

<sup>1</sup>Information about child, whereas information about respondent is information on parent/caregiver.



**Table 3.** Description of background characteristics of Swiss population per age group, for respondents and general population (% , 95% CI)

Age group	30-40 years		50-60 years	
	Respondents <sup>1,2</sup>	General population <sup>3</sup>	Respondents	General population <sup>3</sup>
Age, respondent (mean)	34.9 (34.7-35.2)	34.5	54.5 (54.2-54.7)	54.2
Gender, respondent (%)				
- Male	42.3 (38.3-46.3)	50.3 (50.2-50.4)	48.1 (44.1-52.1)	50.4 (50.3-50.5)
- Female	57.7 (53.7-61.7)	49.7 (49.6-49.8)	51.9 (47.9-55.9)	49.6 (49.5-49.6)
Education level (%)		<b>(35-44 years)</b>		<b>(55-64 years)</b>
- Low	4.6 (3.2-6.6)	11.5	9.7 (7.6-12.4)	15.5
- Middle	59.4 (55.3-63.3)	42.5	66.1 (62.1-69.8)	52.4
- High	36.1 (32.3-40.0)	46.0	24.2 (20.9-27.8)	32.1
Ethnicity (%)				
- Native	64.0 (60.0-67.8)	62.8 (62.7-62.9)	70.3 (66.4-73.8)	80.0 (80.0-80.1)
- Immigrant	36.0 (32.2-40.0)	37.2 (37.1-37.3)	29.7 (26.2-33.6)	20.0 (19.9-20.0)

<sup>1</sup>Respondi panel company; <sup>2</sup>Bilendi panel company; <sup>3</sup>According to the Federal Statistical Office of Switzerland  
<https://www.bfs.admin.ch/bfs/en/home/statistics/population.html>

**STROBE 2007 (v4) Statement—Checklist of items that should be included in reports of *cross-sectional studies***

Section/Topic	Item #	Recommendation	Reported on page #
Title and abstract	1	(a) Indicate the study's design with a commonly used term in the title or the abstract	2
		(b) Provide in the abstract an informative and balanced summary of what was done and what was found	2
<b>Introduction</b>			
Background/rationale	2	Explain the scientific background and rationale for the investigation being reported	4
Objectives	3	State specific objectives, including any prespecified hypotheses	4
<b>Methods</b>			
Study design	4	Present key elements of study design early in the paper	4,5
Setting	5	Describe the setting, locations, and relevant dates, including periods of recruitment, exposure, follow-up, and data collection	5,6,9
Participants	6	(a) Give the eligibility criteria, and the sources and methods of selection of participants	4,5
Variables	7	Clearly define all outcomes, exposures, predictors, potential confounders, and effect modifiers. Give diagnostic criteria, if applicable	6
Data sources/ measurement	8*	For each variable of interest, give sources of data and details of methods of assessment (measurement). Describe comparability of assessment methods if there is more than one group	6
Bias	9	Describe any efforts to address potential sources of bias	5
Study size	10	Explain how the study size was arrived at	8
Quantitative variables	11	Explain how quantitative variables were handled in the analyses. If applicable, describe which groupings were chosen and why	9
Statistical methods	12	(a) Describe all statistical methods, including those used to control for confounding	9
		(b) Describe any methods used to examine subgroups and interactions	n.a.
		(c) Explain how missing data were addressed	n.a.
		(d) If applicable, describe analytical methods taking account of sampling strategy	n.a.
		(e) Describe any sensitivity analyses	n.a.
<b>Results</b>			

Participants	13*	(a) Report numbers of individuals at each stage of study—eg numbers potentially eligible, examined for eligibility, confirmed eligible, included in the study, completing follow-up, and analysed	10
		(b) Give reasons for non-participation at each stage	n.a.
		(c) Consider use of a flow diagram	n.a.
Descriptive data	14*	(a) Give characteristics of study participants (eg demographic, clinical, social) and information on exposures and potential confounders	10
		(b) Indicate number of participants with missing data for each variable of interest	10
Outcome data	15*	Report numbers of outcome events or summary measures	11,12
Main results	16	(a) Give unadjusted estimates and, if applicable, confounder-adjusted estimates and their precision (eg, 95% confidence interval). Make clear which confounders were adjusted for and why they were included	n.a.
		(b) Report category boundaries when continuous variables were categorized	n.a.
		(c) If relevant, consider translating estimates of relative risk into absolute risk for a meaningful time period	n.a.
Other analyses	17	Report other analyses done—eg analyses of subgroups and interactions, and sensitivity analyses	
<b>Discussion</b>			
Key results	18	Summarise key results with reference to study objectives	12,13
Limitations	19	Discuss limitations of the study, taking into account sources of potential bias or imprecision. Discuss both direction and magnitude of any potential bias	14,15
Interpretation	20	Give a cautious overall interpretation of results considering objectives, limitations, multiplicity of analyses, results from similar studies, and other relevant evidence	13,14
Generalisability	21	Discuss the generalisability (external validity) of the study results	13-15
<b>Other information</b>			
Funding	22	Give the source of funding and the role of the funders for the present study and, if applicable, for the original study on which the present article is based	16

\*Give information separately for cases and controls in case-control studies and, if applicable, for exposed and unexposed groups in cohort and cross-sectional studies.

**Note:** An Explanation and Elaboration article discusses each checklist item and gives methodological background and published examples of transparent reporting. The STROBE checklist is best used in conjunction with this article (freely available on the Web sites of PLoS Medicine at <http://www.plosmedicine.org/>, Annals of Internal Medicine at <http://www.annals.org/>, and Epidemiology at <http://www.epidem.com/>). Information on the STROBE Initiative is available at [www.strobe-statement.org](http://www.strobe-statement.org).

# BMJ Open

## Help-seeking behaviour outside office hours in Denmark, the Netherlands, and Switzerland: a questionnaire study exploring responses to hypothetical cases

Journal:	<i>BMJ Open</i>
Manuscript ID	bmjopen-2017-019295.R1
Article Type:	Research
Date Submitted by the Author:	22-Feb-2018
Complete List of Authors:	Huibers, L; Aarhus University, Research Unit for General Practice, Department of Public Health Keizer, E; Radboud University Medical Center, Scientific Center for Quality of Healthcare; UniversitätsSpital Zurich, Institute for Primary Care Carlsen, Anders; Aarhus University, Research Unit for General Practice, Department of Public Health Moth, Grete; Aarhus Universitet, Research Unit for General Practice, Department of Public Health Smits, Marleen; Radboud university medical center, IQ healthcare Senn, Oliver; UniversitätsSpital Zurich, Institute for Primary Care Christensen, Morten; Aarhus University, Research Unit for General Practice, Department of Public Health
<b>Primary Subject Heading</b>:	Health services research
Secondary Subject Heading:	Emergency medicine
Keywords:	after-hours care, primary health care, ACCIDENT & EMERGENCY MEDICINE, help-seeking behavior

SCHOLARONE™  
Manuscripts

1  
2  
3  
4 **Help-seeking behaviour outside office hours in Denmark, the Netherlands, and**  
5  
6 **Switzerland: a questionnaire study exploring responses to hypothetical cases**  
7  
8

9 Linda Huibers<sup>1</sup>, Ellen Keizer<sup>2,3</sup>, Anders Helles Carlsen<sup>1</sup>, Grete Moth<sup>1</sup>, Marleen Smits<sup>2</sup>, Oliver Senn<sup>3</sup>, Morten  
10  
11 Bondo Christensen<sup>1</sup>  
12  
13  
14

15 <sup>1</sup>Research Unit for General Practice & Section for General Medicine Practice, Department of Public  
16 Health, Aarhus University, 8000 Aarhus C, Denmark  
17  
18

19 <sup>2</sup>Scientific Center for Quality of Healthcare (IQ healthcare), Radboud Institute for Health Sciences,  
20 Radboud university medical center, 6500 HB Nijmegen, The Netherlands  
21  
22

23 <sup>3</sup>Institute for Primary Care, University Hospital of Zurich, CH-8091 Zürich, Switzerland  
24  
25  
26  
27

28 Corresponding author: Ellen Keizer ([ellen.keizer@usz.ch](mailto:ellen.keizer@usz.ch))  
29  
30  
31  
32  
33  
34  
35  
36  
37  
38  
39  
40  
41  
42  
43  
44  
45  
46  
47  
48  
49  
50  
51  
52  
53  
54  
55  
56  
57  
58  
59  
60

**ABSTRACT**

**Objectives:** We aim to study the preferred behaviour among individuals from different age groups in three countries when acute health problems occur outside office hours and thereby to explore variations in help-seeking behaviour.

**Design:** A questionnaire study exploring responses to six hypothetical cases describing situations with a potential need for seeking medical care and questions on background characteristics.

**Setting:** General population in Denmark, the Netherlands, and Switzerland.

**Population:** Danish, Dutch, and Swiss individuals from three age groups (0-4, 30-39, 50-59 years).

**Main outcome measures:** Distribution of intended help-seeking preferences per case per age group, compared between countries. Differences in percentage of help-seeking outside office hours per age group and country, crude and adjusted for background characteristics.

**Results:** Danish and Dutch parents of children aged 0-4 years differed in intended help-seeking behaviour for five out of six cases (abdominal pain, red eyes, rash, relapse fever, chicken pox); Danish parents significantly more often chose to contact OOH care than Dutch parents. For adults aged 30-39 years, no significant difference between the three countries was found for contacting OOH care. Swiss adults aged 50-59 years had the highest percentage of OOH contacts (38.3%), followed by the Danish (33.4%) and the Dutch (32.5%).

**Conclusion:** Some differences in help-seeking behaviour outside office hours exist between Danish, Dutch, and Swiss individuals, particularly for parents of young children. The question remains whether these differences result from individual preferences, cultural disparities, and/or health services variations. Future research should focus on identifying explanations for these differences to reduce undesirable use of out-of-hours care.

## ARTICLE SUMMARY

Strengths and limitations of this study:

- The study is based on representative population samples from three countries
- An extensive procedure was followed to ensure high quality of the case development
- Using hypothetical cases to measure intended help-seeking behaviour could have introduced social desirability bias, and the responses may thus not represent actual behaviour
- The choice of cases could have affected the results

**Keywords:** after-hours care, primary health care, emergency medical services, help-seeking behaviour

## INTRODUCTION

Many European countries face high demands in out-of-hours (OOH) care, e.g. primary care, emergency departments (EDs), and emergency medical services (EMS).<sup>1-3</sup> This can lead to high workload, excessive use of resources, and increased costs.<sup>4-6</sup> High workload may lead to longer waiting times, work pressure for OOH staff, and risk of safety incidents. At the same time, the service delivery by general practitioners (GPs) to OOH primary care is challenged due to fewer available GPs, low work satisfaction, and need for off-duty time.<sup>7</sup>

The help-seeking behaviour among individuals varies between European countries, with differing numbers of ED visits and GP consultations.<sup>8-10</sup> The number of GP consultations per patient ranges from 2.9 to 11.8 per year in European countries,<sup>9</sup> whereas the proportion of patients who visited the ED in the past year varied between 18% and 40%.<sup>8</sup> Similar differences also seem apparent in OOH primary care. In a previous study, we found differences in help-seeking behaviour between Danish and Dutch individuals; the Danes contacted OOH primary care about twice as often as the Dutch.<sup>11</sup>

Differences between countries may be related to the organisation of healthcare systems and OOH care (such as fees, accessibility, and availability), the composition of populations,<sup>12</sup> culture, and/or public expectations to healthcare services. Exploring differences in help-seeking behaviour could be a first step to identify factors with a potential for intervention to optimise help-seeking behaviour and requests. Thus, we aim to study how individuals from different age groups in three countries (i.e. Denmark, the Netherlands, and Switzerland) react to hypothetical scenarios about acute health problems occurring outside office hours.

## METHODS

### Design and population



1  
2  
3  
4 We performed a questionnaire study exploring responses to hypothetical cases by sending questionnaires  
5  
6 with hypothetical paper case scenarios to Danish, Dutch, and Swiss individuals in December 2015 and  
7  
8 January 2016. This study was part of a project of the European research network for out-of-hours primary  
9  
10 health care (EurOOHnet).<sup>13</sup> We included a random selection of individuals from three age groups (i.e.  
11  
12 parents of children aged 0-4 years, adults aged 30-39 years, and adults aged 50-59 years). Pre-defined age  
13  
14 groups were preferred to ensure construction of explicit cases and to obtain sufficient power for identifying  
15  
16 differences for each separate age group. Age groups were based on a previous study, which found the  
17  
18 largest differences in the use of OOH care to be between Danish and Dutch individuals for both age groups  
19  
20 0-4 years and 20-35 years.<sup>11</sup> We composed the age group of individuals aged 30-39 years as we expected  
21  
22 more homogeneity in this group than in the group of individuals aged 25-35 years. In this study, we added  
23  
24 the age group 50-59 years to examine the robustness of our results.  
25  
26  
27  
28

29 We used the Danish Civil Registration System to randomly select representative individuals among the five  
30  
31 Danish regions. We excluded individuals living in institutions and individuals with address protection. The  
32  
33 Dutch and Swiss samples were selected using consumer panels (the Netherlands: TNS Nipo; Switzerland:  
34  
35 Respondi and Bilendi).<sup>14-16</sup> The Dutch sample represented the population on age, gender, and region (0-4  
36  
37 years), and age, gender, region, education, and ethnicity (both adult age groups). For Switzerland, it was  
38  
39 only possible to include adults selected on age by using two panels to reach 600 respondents as  
40  
41 information about children of panel members was not available.  
42  
43  
44  
45

### 46 **Settings**

47  
48 In Denmark, 99% of citizens are listed with a GP. Through the GP, they have access to the entire public (tax-  
49  
50 funded) healthcare system, which is free of charge for the patients.<sup>17</sup> Outside office hours, patients can  
51  
52 contact OOH primary care or the prehospital Emergency Medical Services (EMS), depending on the severity  
53  
54 and urgency of the health problem. Referral from either primary care or EMS is generally a prerequisite for  
55  
56  
57  
58  
59  
60

1  
2  
3  
4 an emergency department (ED) visit, specialist care, or hospital admission, although self-referral to the ED  
5 exists. For most OOH primary care services, GPs perform the telephone triage and are remunerated on a  
6 fee-for-service basis. The Netherlands has a similar system, with the GP serving as a gatekeeper.<sup>18</sup> Citizens  
7 must have private health insurance, which gives free access to primary care throughout and outside office  
8 hours. Nurses and practice assistants answer the telephone in the Dutch OOH primary care services and  
9 perform the triage under supervision by GPs. All professionals working in OOH primary care get paid per  
10 hour. A referral is usually a prerequisite for access to the ED and hospital visits, although self-referral to the  
11 ED exists. In Switzerland, OOH care is organised locally, and organizational models vary between regions.  
12 The most widespread models include rotation systems, which are most often combined with EMS  
13 telephone triage, walk-in centres (e.g. group practices offering OOH care), and general practices integrated  
14 in the ED. No gate-keeping system exists, and referral from a GP is thus not needed for access to the ED and  
15 specialist care. OOH care is covered by the mandatory health insurance plan, except for an annual  
16 deductible rate ranging between CHF 300 to 2,500 (EUR 275 to 2300) and a 10% co-payment.  
17  
18  
19  
20  
21  
22  
23  
24  
25  
26  
27  
28  
29  
30  
31  
32

### 33 **Development of questionnaires**

34 We developed questionnaires containing hypothetical cases that described situations with a potential acute  
35 need for medical care outside office hours. As a measure of urgency, all cases varied in the type of care  
36 needed (Appendix). The questionnaires for children and adults mainly differed on presented cases. The  
37 questionnaires also included questions on background characteristics (i.e. age, sex, social support, living  
38 status, education level, employment, and ethnicity) and on factors related to help-seeking based on  
39 Andersen's behavioural model.<sup>12</sup> The questions on factors related to help-seeking were part of a larger  
40 study and will be described in further detail in another scientific article focusing on factors related to  
41 intended help-seeking outside office hours.  
42  
43  
44  
45  
46  
47  
48  
49  
50  
51  
52  
53

### 54 **Cases**

1  
2  
3  
4 The development of cases followed several steps: collecting and selecting relevant and representative  
5 cases, assessing the type of care needed (performed by an expert panel), and making the final selection  
6 using Rasch analysis. We collected cases from previous studies.<sup>19-21</sup> We also added new cases to include  
7 frequent reasons for encounter (based on an analysis of data from Danish and Dutch OOH primary care)  
8 and to ensure that we included cases from all urgency levels (based on the telephone guideline from the  
9 Dutch Association of GPs to categorise the cases).<sup>22</sup> We selected different health problems for the cases for  
10 each age group separately to ensure that the urgency levels were not immediately obvious. For cases  
11 regarding children, we defined a specific age for the child as even small age differences in this group can  
12 change the help-seeking behaviour considerably for the same illness. For the adults, no specific age was  
13 presented as the individuals were intended to see themselves in the described situation. All cases included  
14 a specific weekday and time. The list of potentially relevant cases was discussed at several internal  
15 meetings with researchers and GPs (to ensure representativeness of cases) and in two feedback rounds by  
16 email involving eight lay persons and five academic GPs (to check for recognisability and clarity). We  
17 selected 20 cases involving children and 32 cases involving adults to be presented for the expert panel. The  
18 relevance of the health problems described was checked and found relevant for the Swiss healthcare  
19 system. In this process, we used cases written in English.

20  
21  
22  
23  
24  
25  
26  
27  
28  
29  
30  
31  
32  
33  
34  
35  
36  
37  
38  
39  
40 We sent the cases to a convenience sample of 29 GPs using the following inclusion criteria:  $\geq 2$  years GP  
41 experience,  $\geq 6$  OOH shifts per year, varying regions within the countries, and good knowledge of English.  
42  
43 This expert panel assessed the most appropriate type of care needed per case to enable us to include cases  
44 of different levels of urgency.  
45  
46  
47  
48  
49

50 After the expert round, we ranked the cases on type of care needed as we aimed to select cases that  
51 represented different levels of care with only a few cases per urgency level. We excluded cases that  
52 appeared to be unclear. We selected 11 cases for children and 13 cases for adults; these numbers were  
53  
54  
55  
56  
57  
58  
59  
60

1  
2  
3  
4 estimated to be sufficient for selection of cases to be included in the final questionnaire after additional  
5  
6 analysis.  
7  
8  
9

10 The cases were then translated from English into Danish. To ensure high quality of the translation, we  
11 followed the standard translation procedure in healthcare: backward-forward translation with a  
12 subsequent consensus meeting before creating the final document.<sup>23</sup> The cases were randomly ranked, and  
13 questions on background characteristics were added to the questionnaires. Individuals were asked about  
14 their expected choice of action per case, and each question had the following multiple choice answering  
15 categories: 'Wait and see (no contact with a health care provider)', 'Self-care (for example a pain killer)',  
16 'Ask my partner, a relative, or others for advice', 'Check a guidebook, the internet or an app', 'Contact my  
17 own GP the next working day', 'Contact OOH primary care', 'Contact the ED', 'Contact 112/144 ambulance  
18 care', and 'Other'. Questionnaires were sent to 150 Danish individuals per age group (with one reminder). A  
19 total of 18 parents and 30 adults responded: 11 aged 30-39 years and 19 aged 50-59 years. The cases were  
20 treated as items in a Rasch analysis. This was done to eliminate redundant cases with respect to estimating  
21 the latent variable for intention to seek help. Cases were reduced, and we selected six cases for children  
22 and six for adults.  
23  
24  
25  
26  
27  
28  
29  
30  
31  
32  
33  
34  
35  
36  
37  
38  
39

#### 40 **Pilot testing**

41 We tested the readability and feasibility of the Danish questionnaires by performing cognitive interviews  
42 and pilot testing. Due to pragmatic considerations, we performed only one pilot test in Denmark. After  
43 interviewing eight patients at a GP practice, we sent the questionnaire to 50 Danish individuals per age  
44 groups (with one reminder). The response rate was 38% for 0-4 years, 28% for 30-39 years, and 50% for 50-  
45 59 years. The pilot testing resulted in minor adjustments of layout. The final Danish questionnaire was  
46 translated into Dutch and German using the usual translation procedure.<sup>23</sup>  
47  
48  
49  
50  
51  
52  
53  
54  
55  
56  
57  
58  
59  
60

### Power calculation

A power calculation showed that we needed 600 returned questionnaires per age group to be able to find an 8% difference between countries, which we considered a clinically relevant difference. Expecting an average response rate of 40%, we chose to send 1,200 questionnaires per age group in the Danish population. The Dutch panel expected higher response rate and aimed to collect 600 returned questionnaires per age group within one week of data collection. The Swiss panel invited all members in the adult groups and stopped the data collection when 600 respondents had been reached.

### Data collection

The Danish individuals received an invitation letter with a personal internet link to a web-based survey and a paper questionnaire in January 2016. One reminder was sent three weeks later. Dutch individuals received an e-mail invitation to the online questionnaire in December 2015. One reminder was sent for age groups 0-4 and 30-39 years to achieve 600 respondents per group, whereas no reminder was needed for age group 50-59 years. The data collection ended after one week. Swiss individuals received their invitation via e-mail in December 2015, and the data collection ended when 600 respondents had been included per age group.

### Analysis

We performed descriptive analyses of the Danish respondents and non-respondents and identified the main characteristics for each age group as the Danish selection was random. We also performed descriptive analyses to compare respondents with the general population in the Netherlands and Switzerland. This was done because we wanted to check the representativeness of the consumer panels that we used in these two countries. Next, we calculated the distribution of the individual help-seeking behaviour per case and stratified for age group and country to investigate intended help-seeking behaviour.

We dichotomised the intended help-seeking behaviour into 'no OOH contact' ('Wait and see', 'Self-care', 'Ask my partner, a relative, or others for advice', 'Check a guidebook, the internet or an app', 'Contact my own GP the next working day') and 'OOH contact' ('Contact OOH primary care', 'Contact ED', 'Contact 112/144 ambulance care'). After calculating the percentage of individuals contacting OOH care, we studied differences between Danish, Dutch, and Swiss individuals per case and age groups by using chi-square and ANOVA tests. For each respondent, we calculated a score between 0 and 6 for the cases in which 'OOH contact' had been chosen. Finally, we performed three linear regression analyses for each age group to see if there were any differences between the Danish, Dutch, and Swiss individuals regarding their choice to contact OOH care using the mean score (range 0-6). We adjusted for background characteristics (i.e. age, gender, education, ethnicity, employment, and living status). Differences with a p-value of <0.05 were considered significant.

### **Patient involvement**

The study was conducted using a random selection of citizens, who were all potential users of the healthcare system (patients). We asked eight lay persons to check the cases for recognisability and clarity. A selection of citizens got a questionnaire as part of our pilot study. We have no fixed plans to disseminate our study results to citizens, although we hope that the results will be used for interventions to influence use of out-of-hours care, for example to inform patients. If possible, dissemination of results in lay press will be done.

## **RESULTS**

### **Study population**

Table 1 describes the final respondents of our study after data cleaning. In Denmark, we included 572 respondents for children (response rate: 47.7%), 429 for 30-39 years (response rate: 35.8%), and 652 for 50-59 years (response rate: 54.4%). In the Netherlands, we included 621 respondents for children

1  
2  
3  
4 (response rate: 65.4%), 592 for 30-39 years (response rate: 62.3%), and 633 for 50-59 years (response rate:  
5  
6 66.5%). The Swiss panel included 589 final respondents for age group 30-39 years and 595 for age group  
7  
8 50-59 years. However, due to the data collection strategy, we obtained no information on response rate for  
9  
10 the Swiss panel. When comparing respondents in different age groups between countries, we found some  
11  
12 significant (although small) differences for gender, age, and ethnicity for respondents of age group 0-4  
13  
14 years (Table 1). For both adult age groups, we found significant differences for gender (Dutch respondents  
15  
16 were more often female), education (Dutch aged 50-59 years more often had low education level), and  
17  
18 ethnicity (Swiss respondents were more often immigrants).  
19  
20  
21  
22  
23  
24  
25  
26  
27  
28  
29  
30  
31  
32  
33  
34  
35  
36  
37  
38  
39  
40  
41  
42  
43  
44  
45  
46  
47  
48  
49  
50  
51  
52  
53  
54  
55  
56  
57  
58  
59  
60

**Table 1.** Description of the study population per age group and country

Age group	0-4 years <sup>2</sup>		30-39 years			50-59 years		
Country	DK	NL	DK	NL	CH	DK	NL	CH
	N=572	N=621	N=429	N=592	N=589	N=652	N=633	N=595
Age respondent (mean, (95% CI))	34.4 (34.0-34.8)	35.4 (34.9-35.8)	34.8 (34.6-35.1)	34.8 (34.6-35.0)	34.9 (34.7-35.2)	54.4 (54.1-54.6)	54.6 (54.4-54.8)	54.5 (54.2-54.7)
Gender respondent (% (95% CI))								
- Male	14.4 (11.7-17.5)	37.7 (33.9-41.6)	37.7 (33.2-42.4)	50.2 (46.1-54.2)	42.3 (38.3-46.3)	44.9 (41.1-48.8)	52.9 (49.0-56.8)	48.1 (44.1-52.1)
- Female	85.6 (82.5-88.3)	62.3 (58.4-66.1)	62.4 (57.6-66.8)	49.8 (45.8-53.9)	57.7 (53.7-61.7)	55.1 (51.2-58.9)	47.1 (43.2-51.0)	51.9 (47.9-55.9)
Education level <sup>1</sup> (% (95% CI))								
- Low: ≤ 10 years	4.4 (3.0-6.4)	7.0 (5.2-9.3)	6.4 (4.4-9.1)	9.3 (7.2-11.9)	4.6 (3.2-6.6)	13.5 (11.0-16.3)	25.4 (22.2-29.0)	9.7 (7.6-12.4)
- Middle: >10 & ≤ 15 years	33.5 (29.7-37.4)	30.1 (26.6-33.9)	41.0 (36.4-45.8)	43.4 (39.5-47.4)	59.4 (55.3-63.3)	55.0 (51.1-58.8)	43.9 (40.1-47.8)	66.1 (62.1-69.7)



- High: > 15 years	62.1 (58.1-66.1)	62.9 (59.0-66.6)	52.6 (47.8-57.3)	47.3 (43.3-51.3)	36.1 (32.3-40.0)	31.6 (28.1-35.3)	30.6 (27.2-34.4)	24.2 (20.9-27.8)
Ethnicity (% , (95% CI))								
- Native	85.5 (82.3-88.2)	81.8 (78.5-84.6)	84.8 (81.0-87.9)	76.1 (72.5-79.4)	64.3 (60.4-68.1)	92.0 (89.6-93.9)	87.1 (84.2-89.5)	70.3 (66.4-73.8)
- Western immigrant	10.2 (8.0-13.0)	7.4 (5.6-9.8)	9.0 (6.6-12.2)	10.2 (8.0-13.0)	31.6 (27.9-35.5)	6.4 (4.8-8.6)	9.1 (7.1-11.6)	27.9 (24.4-31.6)
- Non-western immigrant	4.3 (2.9-6.3)	10.8 (8.6-13.5)	6.2 (4.2-8.9)	13.7 (11.1-16.7)	4.1 (2.8-6.0)	1.6 (0.8-2.9)	3.8 (2.6-5.6)	1.8 (1.0-3.3)

DK: Denmark, NL: Netherlands, CH: Switzerland

<sup>1</sup> This categorisation was made according to the ISCED guidelines<sup>24</sup>; <sup>2</sup>Switzerland had no age group 0-4 years, due to restrictions of the consumer panels.

We compared the Danish respondents and non-respondents. For the age groups 30-39 years and 50-60 years, we found that respondents were more often female (Appendix, Table 1). The Dutch respondents were compared with the general population. Adult respondents were slightly more often highly educated and native Dutch compared to the general population (Appendix, Table 2). The Swiss respondents were also compared with the general population. Swiss respondents were more often female, had middle-level education, and were native Swiss (Appendix, Table 3).

### Help-seeking at case level - children

Figure 1 shows help-seeking behaviour per age group, per case, and per country. Danish and Dutch parents differed in their intended help-seeking in most of the presented cases. The Dutch parents chose 'wait and see' more often than the Danish parents, who more often answered that they would contact their own GP or OOH primary care. Overall, the Danish parents chose to contact OOH acute care more often than Dutch parents, with significant differences for the five following cases. For 'red eyes', 18.7% of the Danish parents chose to contact OOH acute care, compared to 12.4% among Dutch parents. For 'rash', 23.4% of Danish and 16.4% of Dutch parents would contact OOH acute care. For 'chicken pox', 31.8% of Danish and 15.8% of Dutch parents would contact OOH acute care. For 'relapse fever', 59.5% of Danish and 41.6% of Dutch parents would contact OOH acute care. For 'abdominal pain', 84.4% of Danish and 79.1% of Dutch parents would contact OOH acute care.

**Figure 1.** Description of individuals help seeking per case, stratified for age group and country (distribution of choices)

*(figure 1)*

### Help-seeking at case level - adults

We also found some differences in intended help-seeking behaviour among adults from different countries (Figure 1). In the age group 30-39 years, the Swiss more often chose to contact the ED than Danish and Dutch adults. Overall, the choices for different types of care varied per case. Additionally, adults aged 30-39 years differed in the frequency of contacting OOH acute care, with varying differences per case. For 'sore throat' (Danes: 7.5%, Dutch: 3.6%, Swiss: 10.9%), 'acute back pain' (Danish: 14.1%, Dutch: 10.8%, Swiss: 28.4%), and 'ankle distortion' (Danes: 40.3%, Dutch: 43.1%, Swiss: 44.3%), the Swiss adults significantly more often chose to contact OOH care than the Danish and Dutch, although with relatively small differences. For 'wounded foot' (Danes: 26.1%, Dutch: 34.0%, Swiss: 30.8%) and 'acute stomach pain' (Danes: 42.0%, Dutch: 54.4%, Swiss: 41.6%), Dutch adults significantly more often chose to contact OOH care.

In the age group 50-59 years, the Swiss also more often chose to contact the ED compared to the Danish and Dutch adults in this group. No clear pattern was seen for the other types of care. The Swiss adults more often chose to contact OOH care for two cases: 'sore throat' (Danish: 5.7%, Dutch: 2.7%, Swiss: 14.1%) and 'acute back pain' (Danish: 12.1%, Dutch: 8.1%, Swiss: 32.5%). For 'wounded foot', the Dutch and Swiss adults significantly more often chose to contact OOH care than the Danes (Danes: 26.1%, Dutch: 34.0%, Swiss: 30.8%). The Dutch significantly more often chose OOH care for 'acute stomach pain' (Danes: 42.0%, Dutch: 54.4%, Swiss: 41.6%).

### Adjusted differences in help-seeking

Table 2 shows that the Dutch parents significantly less often chose to contact OOH care than Danish parents (mean: 2.25 versus 2.91 out of 6 cases). For adults aged 30-39 years, no significant differences were found between the three countries when correcting for age, gender, education, ethnicity, employment, and

living status. Swiss adults aged 50-59 years more often chose to contact OOH care than the Danish (mean: 2.58 versus 2.34 out of 6 cases).

**Table 2.** Association between country and out-of-hours help-seeking per age group

	0-4 years		30-39 years		50-59 years	
	Crude N=1,186	Adjusted <sup>1</sup> N=1,161	Crude N=1,602	Adjusted <sup>1</sup> N=1,585	Crude N=1,864	Adjusted <sup>1</sup> N=1,844
<b>Denmark</b> (ref)	2.31	2.91	1.75	2.15	2.00	2.34
(mean (95%CI))	(2.20;2.42)	(2.53;3.30)	(1.61;1.89)	(1.78;2.51)	(1.89;2.12)	(1.90;2.77)
<b>Netherlands</b>	-0.54*	-0.66*	0.16	0.11	-0.04	-0.10
(B, mean (95%CI))	1.78 (1.66;1.87)	2.25 (1.87;2.63)	1.91 (1.79;2.02)	2.26 (1.90;2.61)	1.96 (1.84;2.07)	2.24 (1.81;2.66)
<b>Switzerland</b>	<i>Not available</i>	<i>Not available</i>	0.22*	0.16	0.29*	0.24*
(B, mean (95%CI))			1.97 (1.85;2.09)	2.31 (1.94;2.68)	2.30 (2.18;2.41)	2.58 (2.14;3.02)

\*Significant difference ( $p < .005$ ) compared with reference group; <sup>1</sup>Adjusted for age, gender, education, ethnicity, employment, and living status.

## DISCUSSION

### Main findings

Danish and Dutch parents of children aged 0-4 years differed in help-seeking behaviour for five out of six cases (i.e. abdominal pain, red eyes, rash, relapse fever, chicken pox); the Dutch more often chose 'wait and see' than the Danish. For these cases, Danish parents significantly more often chose to contact OOH care than Dutch parents (difference varying from 1.1% to 17.9%). Also a regression analysis showed that Dutch parents significantly less often chose to contact OOH care than Danish parents. For adult citizens, we

1  
2  
3  
4 found varying choices of responses for many of the presented cases. A regression analysis showed that the  
5  
6 Swiss adults aged 50-59 years more often chose OOH care than the Danish and Dutch.  
7

### 8 **Comparison with existing literature**

9

10 We found a difference in help-seeking behaviour between Denmark, the Netherlands, and Switzerland; this  
11  
12 difference was varying for different age groups. In a previous study, we found that the Danes had higher  
13  
14 consumption of OOH primary care than the Dutch, particularly for young children.<sup>11</sup> This difference  
15  
16 between parents of young children was also apparent in our study. The question is what the underlying  
17  
18 explanations could be for this consistent difference. A difference in employment exists between Danish and  
19  
20 Dutch parents as Danish women more frequently are working full-time.<sup>25</sup> Danish women thus have fewer  
21  
22 opportunities to visit the GP during daytime. Furthermore, the role of the Danish GP in childcare is different  
23  
24 from that of the Dutch GP. Danish GPs have an active role as they see also young children for preventive  
25  
26 issues, which could make parents more prone to contact primary care. In contrast, Dutch GPs do not play a  
27  
28 role in preventive care for young children. Perhaps other cultural differences may be important factors. For  
29  
30 example, there is a strong focus on work-life balance in Denmark (including extensive maternity leave).  
31  
32 Differences between the Danish and the Dutch healthcare systems may play a smaller role as we did not  
33  
34 find any differences in the help-seeking between adults. Besides, the two healthcare systems seem quite  
35  
36 similar. Yet, the direct telephone access to a GP (who answers the telephone) in the OOH primary services  
37  
38 in Denmark may encourage parents to seek advice or help at the OOH primary care service. Additionally,  
39  
40 problems with the accessibility and availability of one's own GP are also issues that are discussed in both  
41  
42 countries.  
43  
44  
45  
46  
47

48 We did not find a significant difference in help-seeking between Danish and Dutch adults, while a previous  
49  
50 study showed a small difference between Danish and Dutch adults.<sup>11</sup> Yet, we found a difference for Swiss  
51  
52 adults aged 50-59 years who more often chose to contact OOH care than Danish and Dutch adults. Swiss  
53  
54 adults more often answered 'wait and see', but they also more often chose 'ED'. The difference in  
55  
56  
57  
58  
59

1  
2  
3  
4 healthcare systems (with or without gate-keeping) seems to influence the intended help-seeking behaviour.  
5  
6 The organisation of the Swiss healthcare system without the gate-keeping role of the GP may make citizens  
7  
8 contact the ED more often, in particular for injury-related health problems, which were described in three  
9  
10 of the six cases targeting adults.<sup>26</sup> In Denmark and the Netherlands, patients are strongly encouraged to  
11  
12 contact primary care in case of an acute problem in order to assess the necessity of a subsequent referral  
13  
14 to ED or secondary care. In the Netherlands, contacting the ED without a referral results in a fee for the  
15  
16 citizen (own risk) as these ED visits are not covered by the health insurance. For Danish citizens, an ED visit  
17  
18 is free, but citizens are strongly encouraged to first contact primary care, where triage is done. A healthcare  
19  
20 system based on gate-keeping may thus lead to less (unnecessary) use of the ED, but not necessarily to  
21  
22 lower use of OOH care in general.  
23  
24  
25  
26

27 Help-seeking behaviour is related to many factors, as also found by Andersen.<sup>12</sup> We focused on differences  
28  
29 between countries and corrected for main variations between the populations (i.e. age, gender, education,  
30  
31 ethnicity, employment, and living status). Several studies have shown an effect of these characteristics on  
32  
33 help-seeking behaviour.<sup>27</sup> Yet, several other influential factors have also been identified, such as  
34  
35 psychological characteristics and usual behaviour.<sup>12</sup> It could be that population differences relating to other  
36  
37 factors may cause the variation between countries concerning help-seeking behaviour.  
38  
39  
40  
41

### 42 **Strengths and limitations**

43  
44 The chosen design of using invented cases to measure intended help-seeking behaviour had several  
45  
46 strengths and limitations. Strengths were that the respondents received the same cases, making  
47  
48 comparisons more straightforward, and that persons who do not use OOH care or healthcare at all were  
49  
50 also included. A limitation was the risk of introducing social desirability bias, with the response not  
51  
52 representing actual behaviour. Additionally, the absence of emotional reactions that occur in real-life  
53  
54 situations could have influenced the response. However, according to the theory of planned behaviour,  
55  
56  
57  
58  
59  
60

behaviour is mainly determined by behavioural intentions.<sup>28</sup> A review of literature on theory of planned behaviour concluded that behavioural intentions do predict behavior,<sup>29</sup> while Nagai found that help-seeking intentions are an important predictor of help-seeking behavior.<sup>30</sup> Several studies used hypothetical case scenarios in out-of-hours care and other settings.<sup>10,31,32</sup> Thus, we found that the chosen design was the most feasible and appropriate in relation to our aim.

OOH care is a complex issue, which currently faces challenges in many European countries. We were able to include citizens from three countries for our study by using a consumer panel in two countries. Our Danish sample was representative for the general population, and our Dutch and Swiss panels were also able to select quite representative samples for a range of background characteristics although some small statistically significant differences existed. We followed an extensive procedure to ensure high quality of the case development, which is a strength of this study. However, the varying relatively low response rates and the data collection method through consumer panels (ending the collection when about 600 respondents had been included) introduced a risk of selection bias. Additionally, our non-response analyses showed that adult respondents more often were female than non-respondents. Respondents also seemed to be higher educated and were more often native citizens than the general population. Therefore, we adjusted for these background factors in our final analyses. We found some differences in the intended help-seeking between the three countries after correcting for differences in several background variables. Yet, different recruitment methods may have introduced some bias, although the effect on differences between the countries and differences between populations and culture remains unclear.

We used six cases per age group, and the selected cases represented varying health problems with different levels of severity and appropriate healthcare actions. The choice of cases could have affected the differences found. Other health problems may thus have given different results, for example due to differences in culture, traditional treatment, or the healthcare system. However, for the age group 0-4

1  
2  
3  
4 years, the results for the individual cases all showed the same trend, which suggests that case selection is a  
5  
6 minor problem. For adults, the direction of differences varied per case. For the three cases on acute  
7  
8 injuries, the organisation of healthcare may have played a role. The use of three age groups with varying  
9  
10 results limited the generalisability of our results to the entire population of the included countries. The  
11  
12 results could be rather different for other groups, such as the elderly. Finally, to obtain an eight percent  
13  
14 difference between groups, we needed 600 respondents; this was not achieved for all age groups.  
15  
16  
17

### 18 **Implications for research and/or practice**

19  
20 We compared help-seeking behaviour between countries and found some differences. Further  
21  
22 investigation of possible explanations for these differences is highly relevant, in particular concerning  
23  
24 parents of young children. The differences were distinct in this group, and the use of OOH primary care is  
25  
26 known to be high in this age group.<sup>11</sup> Identifying explanations for the differences found may help us reduce  
27  
28 the use of OOH care in this group of patients.  
29  
30  
31

32  
33 Future research should also focus on other factors related to a high likelihood of contacting OOH care as  
34  
35 this insight could be used to investigate whether interventions could be made to reduce the workload at  
36  
37 OOH care while still addressing the highly relevant contacts. It could be interesting to see if differences in  
38  
39 preferred actions also exist between healthcare professionals from different countries as this could imply  
40  
41 differences in the approach to healthcare provision and cultural variations.  
42  
43  
44

### 45 **ACKNOWLEDGEMENTS**

46  
47  
48 The authors would like to thank all GPs and citizens for their time and input to this study.  
49  
50  
51

### 52 **FUNDING**



1  
2  
3  
4 This study was supported by the Danish foundation TrygFonden. TrygFonden had no role in the study  
5 design, data collection, analysis, and interpretation of data; in the writing of the manuscript, and in the  
6 decision to submit the article for publication.  
7  
8  
9

#### 10 11 12 *COMPETING INTEREST*

13  
14 The authors have declared no competing interests.  
15  
16

#### 17 18 *ETHICAL APPROVAL*

19  
20 The project was approved by the Danish Data Protection Agency (J.no. 2013-41-2104). According to Danish  
21 law, approval from the Committee on Health Research Ethics of the Central Denmark Region was not  
22 needed as the study did not include biomedical intervention. The research ethics committee of the  
23 Radboud university medical center (CMO Arnhem-Nijmegen) was consulted and concluded that the study  
24 did not fall within the remit of the Medical Research Involving Human Subjects Act (WMO) (file number:  
25 2013/379). According to current Swiss law on human research, anonymously collected data require no  
26 approval by a regional ethics committee.<sup>33</sup>  
27  
28  
29  
30  
31  
32  
33  
34  
35  
36

#### 37 38 *DATA SHARING STATEMENT*

39 The dataset will be available on request.  
40  
41

#### 42 43 *AUTHORS' CONTRIBUTION*

44 LH designed the study, performed the data collection, interpreted the data and drafted the manuscript. EK  
45 participated in designing the study and interpretation of the data, and critically revised the manuscript.  
46  
47 AHC performed statistical analyses and critically revised the manuscript. GM and MS participated in the  
48 interpretation of the data and critically revised the manuscript. OS performed the data collection and  
49  
50  
51  
52  
53  
54  
55  
56  
57  
58  
59  
60

1  
2  
3  
4 critically revised the manuscript. MBC designed the study and critically revised the manuscript. All authors  
5  
6 read and approved the final manuscript.  
7  
8  
9  
10  
11  
12  
13  
14  
15  
16  
17  
18  
19  
20  
21  
22  
23  
24  
25  
26  
27  
28  
29  
30  
31  
32  
33  
34  
35  
36  
37  
38  
39  
40  
41  
42  
43  
44  
45  
46  
47  
48  
49  
50  
51  
52  
53  
54  
55  
56  
57  
58  
59  
60

For peer review only

## REFERENCES

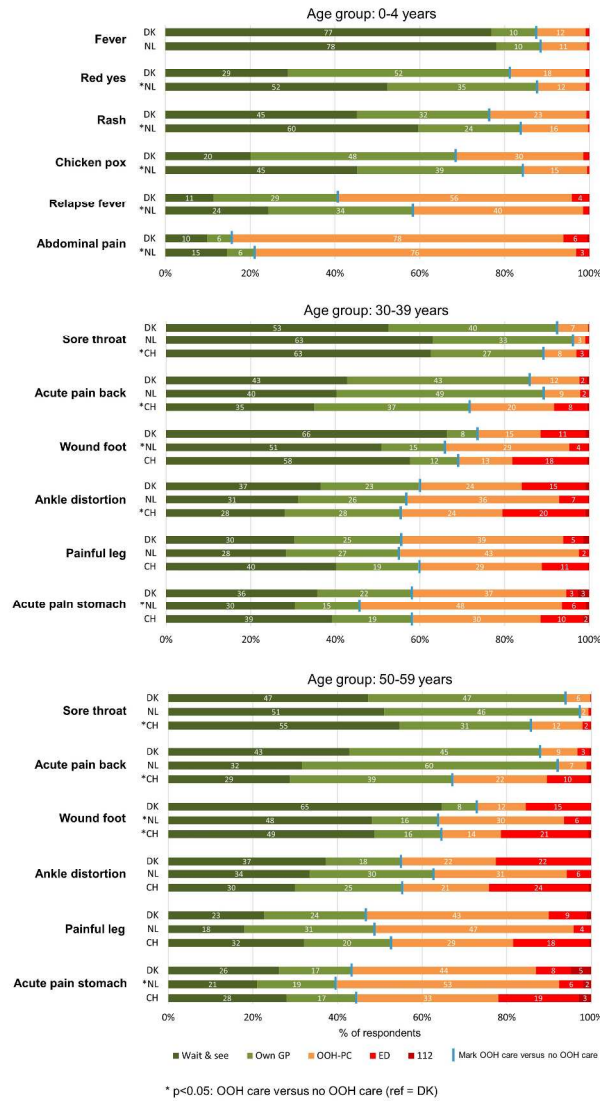
1. Pines JM, Hilton JA, Weber EJ, Alkemade AJ, Al Shabanah H, Anderson PD, et al. International perspectives on emergency department crowding. *Acad Emerg Med* 2011;18:1358-70.
2. Huibers LA, Moth G, Bondevik GT, Kersnik J, Huber CA, Christensen MB, et al. Diagnostic scope in out-of-hours primary care services in eight European countries: an observational study. *BMC Fam Pract* 2011;12:30-2296-12-30.
3. Lowthian JA, Cameron PA, Stoelwinder JU, Curtis A, Currell A, Cooke MW, et al. Increasing utilisation of emergency ambulances. *Australian health review : a publication of the Australian Hospital Association*. 2011;35(1):63-9.
4. Carter EJ, Pouch SM, Larson EL. The relationship between emergency department crowding and patient outcomes: a systematic review. *J Nurs Scholarsh* 2014;46:106-15.
5. Smits M, Keizer E, Huibers L, Giesen P. GPs' experiences with out-of-hours GP cooperatives: a survey study from the Netherlands. *Eur J Gen Pract* 2014;20:196-201.
6. Tekwani KL, Kerem Y, Mistry CD, Sayger BM, Kulstad EB. Emergency department crowding is associated with reduced satisfaction scores in patients discharged from the emergency department. *West J Emerg Med* 2013;14:11-5.
7. Grol R, Giesen P, Van Uden C. After-hours care in the United Kingdom, Denmark, and the Netherlands: new models. *Health Aff (Millwood)* 2006;25:1733-7.
8. Van den Berg MJ, Van Loenen T, Westert GP. Accessible and continuous primary care may help reduce rates of emergency department use. An international survey in 34 countries. *Fam Pract* 2016;33:42-50.
9. OECD. Doctors' consultations. Total, Per capita, 2014. 2014; Available at: <https://data.oecd.org/healthcare/doctors-consultations.htm>. Accessed March, 29th, 2017.

10. Van Loenen T, Van den Berg MJ, Faber MJ, Westert GP. Propensity to seek healthcare in different healthcare systems: analysis of patient data in 34 countries. *BMC Health Serv Res* 2015;15:465-015-1119-2.
11. Huibers L, Moth G, Andersen M, Van Grunsven P, Giesen P, Christensen MB, et al. Consumption in out-of-hours health care: Danes double Dutch? *Scand J Prim Health Care* 2014;32:44-50.
12. Andersen R, Newman JF. Societal and individual determinants of medical care utilization in the United States. *Milbank Mem Fund Q Health Soc* 1973;51:95-124.
13. Huibers L, Philips H, Giesen P, Remmen R, Christensen MB, Bondevik GT. EurOOHnet - the European research network for out-of-hours primary health care. *Eur J Gen Pract* 2014;20:229-32.
14. Respondi consumer panel. Available at: <https://www.respondi.com/>.
15. TNS Nipo consumer panel. Available at: <http://www.tns-nipo.com/>.
16. Bilendi consumer panel. Available at: <http://www.bilendi.co.uk/static/studymarket>.
17. Olesen F, Jolleys JV. Out of hours service: the Danish solution examined. *BMJ* 1994;309:1624-6.
18. Smits M, Rutten M, Keizer E, Wensing M, Westert G, Giesen P. The development and performance of after-hours primary care in the Netherlands: a narrative review. *Ann Intern Med* 2017;166(10):737-42.
19. Giesen P, Ferwerda R, Tijssen R, Mokkink H, Drijver R, Van den Bosch W, et al. Safety of telephone triage in general practitioner cooperatives: Do triage nurses correctly estimate urgency? *Qual Saf Health Care* 2007;16:181-4.
20. Huibers L, Sloot S, Giesen P, Van Veen M, Van Ierland Y, Moll H. Wetenschappelijk onderzoek Nederlands Triage Systeem [Scientific research Netherlands Triage System]. Nijmegen, Rotterdam: IQ healthcare Radboudumc, Erasmus MC Sophia Kinderziekenhuis; 2009.
21. Smits M, Hanssen S, Huibers L, Giesen P. Telephone triage in general practices: A written case scenario study in the Netherlands. *Scand J Prim Health Care* 2016;34:28-36.

- 1
- 2
- 3
- 4 22. NHG-TriageWijzer. [National triage guidelines]. 2016; Available at: Available at
- 5 <https://www.nhg.org/update-nhg-triagewijzer>.
- 6
- 7
- 8 23. Beaton D, Bombardier C, Guillemin F, Ferraz M. Recommendations for the Cross-Cultural
- 9 Adaptation of the DASH and Quick DASH Outcome Measures. Toronto: Institute for Work and
- 10 Health; 2007.
- 11
- 12
- 13 24. UNESCO Institute for Statistics. International standard classification of education: ISCED 2011.
- 14 Montreal: UNESCO Institute for Statistics; 2012.
- 15
- 16
- 17 25. Part-time employment rate. Available at: [https://data.oecd.org/emp/part-time-employment-](https://data.oecd.org/emp/part-time-employment-rate.htm#indicator-chart)
- 18 [rate.htm#indicator-chart](https://data.oecd.org/emp/part-time-employment-rate.htm#indicator-chart). Accessed April, 6th, 2017.
- 19
- 20
- 21 26. Chmiel C, Huber CA, Rosemann T, Zoller M, Eichler K, Sidler P, et al. Walk-ins seeking treatment at
- 22 an emergency department or general practitioner out-of-hours service: a cross-sectional
- 23 comparison. *BMC Health Serv Res* 2011;11:94.
- 24
- 25
- 26 27. Buja A, Toffanin R, Rigon S, Lion C, Sandona P, Carraro D, et al. What determines frequent
- 27 attendance at out-of-hours primary care services? *Eur J Public Health* 2015;25:563-8.
- 28
- 29 28. Ajzen, I. The theory of planned behavior. *Organ Behav Hum Decis Process* 1991;50:179-211.
- 30
- 31 29. Armitage CJ, Conner M. Efficacy of the theory of planned behaviour: a meta-analytic review. *Br J*
- 32 *Soc Psychol* 2001;40:471-99.
- 33
- 34 30. Nagai S. Predictors of help-seeking behavior: Distinction between help-seeking intentions and help-
- 35 seeking behavior. *Jpn Psychol Res* 2015;57:313-22.
- 36
- 37 31. Hansen EH, Hunskaar S. Telephone triage by nurses in primary care out-of-hours services in
- 38 Norway: an evaluation study based on written case scenarios. *BMJ Qual Saf* 2011;20:390-6.
- 39
- 40 32. Giesen MJ, Keizer E, Van de Pol J, Knoben J, Wensing M, Giesen P. The impact of demand
- 41 management strategies on parents' decision-making for out-of-hours primary care: findings from a
- 42 survey in The Netherlands. *BMJ Open* 2017;7:e014605.
- 43
- 44
- 45
- 46
- 47
- 48
- 49
- 50
- 51
- 52
- 53
- 54
- 55
- 56
- 57
- 58
- 59
- 60

- 1  
2  
3  
4 33. The Federal Council of the Swiss Confederation. Federal act on research involving human beings  
5  
6 (Human Research Act, HRA) of 30 September 2011 (Status as of 1 January 2014). Available at:  
7  
8 [<https://www.admin.ch/opc/en/classified-compilation/20061313/index.html>]. Accessed 3/16,  
9  
10 2016.  
11  
12  
13  
14  
15  
16  
17  
18  
19  
20  
21  
22  
23  
24  
25  
26  
27  
28  
29  
30  
31  
32  
33  
34  
35  
36  
37  
38  
39  
40  
41  
42  
43  
44  
45  
46  
47  
48  
49  
50  
51  
52  
53  
54  
55  
56  
57  
58  
59  
60

For peer review only



Description of individuals help seeking per case, stratified for age group and country (distribution of choices)

250x399mm (300 x 300 DPI)

## APPENDIX

### Questionnaire for children

*In the English versions of the questionnaires, we write out-of-hours primary care, emergency department, and 112 ambulance care in the answering categories. The wording was culturally adapted in the language-specific questionnaires to match the available services.*

### SITUATION DESCRIPTIONS

We present six fictive situations. Each of the situations describes an invented case including a health problem affecting your **child's** health occurring outside the office hours of your own GP. Please answer what action(s) you would most likely take in this situation at this moment.

We would like to know what you would choose to do in the given situation (i.e. which actions you would most likely take). You do not have to consider what would be the "right" thing to answer or what other people think you should do.

In the cases we refer to a specific age. We ask you to pretend that your son/daughter is of the age stated in the case.



**Case 1**

*Time:* Saturday at 3 PM.

*Situation:* Your 4-year-old child has had abdominal pain for two days, and the pain is increasing in severity. He has a fever (39.6°C). He has vomited twice today and has not eaten anything for the entire day. He will not drink much. He has a little bit of diarrhoea. You cannot comfort him by reading a book, and he does not want to play by himself.

**1. What would you do, at this moment? (Please give one or more answers)**

- Wait and see (no contact with a doctor or similar)
- Self-care (for example a pain killer)
- Ask your partner, a relative, or others for advice
- Check a medical reference book, the internet or an app (for example "Patienthåndbogen"/"Moet ik naar de dokter?")
- Contact own general practitioner the next working day
- Contact the out-of-hours primary care outside opening hours own GP
- Contact the emergency department
- Call 112 ambulance care
- Do something else *Please describe:* \_\_\_\_\_

**Case 2**

*Time:* Sunday evening at 4 PM.

*Situation:* Your 3-year-old child has a cold and has had red eyes with discharge since two days. He is also sniffing. The eye discharge is yellow, and the eye lids stick together slightly. He is watching television.

**2. What would you do, at this moment? (Please give one or more answers)**

- Wait and see (no contact with a doctor or similar)
- Self-care (for example rinse with boiled water)
- Ask your partner, a relative, or others for advice
- Check a medical reference book, the internet or an app (for example "Patienthåndbogen"/"Moet ik naar de dokter?")
- Contact your child's own general practitioner the next working day
- Contact the out-of-hours primary care outside opening hours own GP
- Contact the emergency department

- Call 112 ambulance care
- Do something else *Please describe:* \_\_\_\_\_

### Case 3

*Time:* Saturday at 3 PM.

*Situation:* Your 15-month-old child has woken after his nap with a temperature of 39.8°C. He already seemed listless before his nap today. He has not vomited, has no diarrhoea and no skin rash. He wants to sit with you and watch television. He does not want to eat anything, but drinks small amounts of cold water.

### 3. What would you do, at this moment? (Please give one or more answers)

- Wait and see (no contact with a doctor or similar)
- Self-care (for example a pain killer)
- Ask your partner, a relative, or others for advice
- Check a medical reference book, the internet or an app (for example "Patienthåndbogen"/"Moet ik naar de dokter?")
- Contact your child's own general practitioner the next working day
- Contact the out-of-hours primary care outside opening hours own GP
- Contact the emergency department
- Call 112 ambulance care
- Do something else. *Please describe:* \_\_\_\_\_

### Case 4

*Time:* Saturday at 3 PM.

*Situation:* Your 2-year-old child wakes up after his nap with red rash across arms, legs, chest and face. The rash is itching. He is alert, is playing as usual and has no other complaints and no fever.

### 4. What would you do, at this moment? (Please give one or more answers)

- Wait and see (no contact with a doctor or similar)
- Self-care
- Ask your partner, a relative, or others for advice
- Check a medical reference book, the internet or an app (for example "Patienthåndbogen"/"Moet ik naar de dokter?")
- Contact your child's own general practitioner the next working day

- 1  
2  
3  
4  
5  
6  
7  
8  
9  
10  
11
- Contact the out-of-hours primary care outside opening hours own GP
  - Contact the emergency department
  - Call 112 ambulance care
  - Do something else *Please describe:* \_\_\_\_\_

12  
13

#### Case 5

14  
15

*Time:* Thursday at 7 PM.

16  
17  
18  
19  
20

*Situation:* Your 8-month-old child has a fever. Last week, he had a common cold with a fever. He was also coughing. He seemed to recover, but now the fever has returned (temperature: 39.1°C). He does not drink a lot, and he is still coughing. Your child wants to sit with you all the time, but you cannot comfort him.

21  
22  
23

**5. What would you do, at this moment?** (*Please give one or more answers*)

- 24  
25  
26  
27  
28  
29  
30  
31  
32  
33  
34  
35  
36  
37  
38  
39  
40  
41  
42
- Wait and see (no contact with a doctor or similar)
  - Self-care (for example a pain killer)
  - Ask your partner, a relative, or others for advice
  - Check a medical reference book, the internet or an app (for example "Patienthåndbogen"/"Moet ik naar de dokter?")
  - Contact your child's own general practitioner the next working day
  - Contact the out-of-hours primary care outside opening hours own GP
  - Contact the emergency department
  - Call 112 ambulance care
  - Do something else *Please describe:* \_\_\_\_\_

43  
44

#### Case 6

45  
46

*Time:* Sunday at 5 PM.

47  
48  
49  
50  
51

*Situation:* For one day, your 2-year-old child has had red skin and fluid-filled blisters, mostly on the chest and belly. He is a bit warm (temperature: 38.1°C), complains of a sore throat and generally does not seem fit. He drinks and eats as usual and is as alert as usual.

52  
53

**6. What would you do, at this moment?** (*Please give one or more answers*)

- 54  
55  
56  
57  
58  
59  
60
- Wait and see (no contact with a doctor or similar)
  - Self-care (for example a pain killer)
  - Ask your partner, a relative, or others for advice

- Check a medical reference book, the internet or an app (for example “Patienthåndbogen”/”Moet ik naar de dokter?”)
- Contact your child’s own general practitioner the next working day
- Contact the out-of-hours primary care outside opening hours own GP
- Contact the emergency department
- Call 112 ambulance care
- Do something else *Please describe:* \_\_\_\_\_

### FACTORS AFFECTING DECISION-MAKING

The next questions relate to general factors that may affect decision-making regarding health problems.

7. **We are interested in how you feel about the following statements. Read each statement carefully. Indicate how you feel about each statement. (Please mark one answer per statement)**

		Not at all true	Hardly true	Moderately true	Exactly true
1.	I can always manage to solve difficult problems if I try hard enough	<input type="radio"/>	<input type="radio"/>	<input type="radio"/>	<input type="radio"/>
2.	If someone opposes me, I can find the means and ways to get what I want	<input type="radio"/>	<input type="radio"/>	<input type="radio"/>	<input type="radio"/>
3.	It is easy for me to stick to my aims and accomplish my goals	<input type="radio"/>	<input type="radio"/>	<input type="radio"/>	<input type="radio"/>
4.	I am confident that I could deal efficiently with unexpected events	<input type="radio"/>	<input type="radio"/>	<input type="radio"/>	<input type="radio"/>
5.	Thanks to my resourcefulness, I know how to handle unforeseen situations	<input type="radio"/>	<input type="radio"/>	<input type="radio"/>	<input type="radio"/>
6.	I can solve most problems if I invest the necessary effort	<input type="radio"/>	<input type="radio"/>	<input type="radio"/>	<input type="radio"/>
7.	I can remain calm when facing difficulties because I can rely on my coping abilities	<input type="radio"/>	<input type="radio"/>	<input type="radio"/>	<input type="radio"/>
8.	When I am confronted with a problem, I can usually find several solutions	<input type="radio"/>	<input type="radio"/>	<input type="radio"/>	<input type="radio"/>
9.	If I am in trouble, I can usually think of a solution	<input type="radio"/>	<input type="radio"/>	<input type="radio"/>	<input type="radio"/>
10.	I can usually handle whatever comes my way	<input type="radio"/>	<input type="radio"/>	<input type="radio"/>	<input type="radio"/>

We used validated Danish, Dutch, and German versions of the Generalized Self-Efficacy scale, see <http://userpage.fu-berlin.de/health/selfscal.htm> (Schwarzer, R., & Jerusalem, M. (1995). Generalized Self-Efficacy scale. In J. Weinman, S. Wright, & M. Johnston, *Measures in health psychology: A user’s portfolio. Causal and control beliefs* (pp. 35- 37). Windsor, England: NFER-NELSON).

8. Over the last two weeks, how often have you been bothered by the following problems?

		Not at all	Several days	More than half the days	Nearly every day
1.	Feeling nervous, anxious or on edge	0	0	0	0
2.	Not being able to stop or control worrying	0	0	0	0

We used validate Danish, Dutch, and German versions of the Generalized Anxiety Disorder scale (GAD-2), see <http://www.phqscreeners.com/select-screener> (Kroenke K, Spitzer RL, Williams JB, Monahan PO, Lowe B. Anxiety disorders in primary care: prevalence, impairment, comorbidity, and detection. *Ann Intern Med.* 2007; 146: 317-25).

9. Do you have somebody to talk to if you have problems or you need support? (Please only mark one answer)

- No, never or almost never
- Yes, sometimes
- Yes, often
- Yes, always

We used two scales of the validated Health Literacy Questionnaire (HLQ). As the HLQ is copyrighted to Deakin University, publication of the items or scales is not permitted. (Osborne RH, Batterham RW, Elsworth GR, Hawkins M, Buchbinder R. The grounded psychometric development and initial validation of the Health Literacy Questionnaire (HLQ). *BMC Public Health.* 2013; 13: 658).

10. How severe would your child's medical problem have to be before you felt it was appropriate to contact ...? (Please mark one grade per row)

	Not severe										Very severe	Don't know
	0	1	2	3	4	5	6	7	8	9	10	
... your own GP	0	1	2	3	4	5	6	7	8	9	10	0
... OOH primary care	0	1	2	3	4	5	6	7	8	9	10	0
... 112	0	1	2	3	4	5	6	7	8	9	10	0

11. The following statements concern your considerations for contacting OOH-PC. Please answer to which degree you agree with each statement. (Please mark one answer per statement)

		Totally agree	Agree	Not agree and not disagree	Disagree	Totally disagree	Don't know
1.	The OOH primary care is intended for <u>all</u> medical problems (including non-urgent problems) that occur outside my GP's normal opening hours	<input type="radio"/>	<input type="radio"/>	<input type="radio"/>	<input type="radio"/>	<input type="radio"/>	<input type="radio"/>
2.	I can contact OOH primary care at any time, because it is financed by taxation (Denmark)/my insurance (the Netherlands)	<input type="radio"/>	<input type="radio"/>	<input type="radio"/>	<input type="radio"/>	<input type="radio"/>	<input type="radio"/>
3.	I feel more personal barriers in relation to contacting OOH primary care than contacting my own GP during daytime	<input type="radio"/>	<input type="radio"/>	<input type="radio"/>	<input type="radio"/>	<input type="radio"/>	<input type="radio"/>
4.	I carefully consider whether I should contact OOH primary care, because I do not want to disturb the health professionals	<input type="radio"/>	<input type="radio"/>	<input type="radio"/>	<input type="radio"/>	<input type="radio"/>	<input type="radio"/>

12. In the past year, how many times have you contacted the following health care providers regarding yourself and/or your children? (Please only mark one cross in each row – if you are unsure, please answer what you think is most accurate)

	Never	1	2	3	4	5 or more	Don't know/ not relevant
Own GP	<input type="radio"/>	<input type="radio"/>	<input type="radio"/>	<input type="radio"/>	<input type="radio"/>	<input type="radio"/>	<input type="radio"/>
OOH primary care	<input type="radio"/>	<input type="radio"/>	<input type="radio"/>	<input type="radio"/>	<input type="radio"/>	<input type="radio"/>	<input type="radio"/>
Emergency department	<input type="radio"/>	<input type="radio"/>	<input type="radio"/>	<input type="radio"/>	<input type="radio"/>	<input type="radio"/>	<input type="radio"/>
112	<input type="radio"/>	<input type="radio"/>	<input type="radio"/>	<input type="radio"/>	<input type="radio"/>	<input type="radio"/>	<input type="radio"/>

1  
2  
3  
4 **13. How satisfied are you in general with the following health care providers? (Please only mark one cross in**  
5  
6 *each row)*

	Very satisfied	Satisfied	Not satisfied, not satisfied	Dissatisfied	Very dissatisfied	Don't know	Not relevant/ no contact
Own GP	<input type="radio"/>	<input type="radio"/>	<input type="radio"/>	<input type="radio"/>	<input type="radio"/>	<input type="radio"/>	<input type="radio"/>
OOH primary care	<input type="radio"/>	<input type="radio"/>	<input type="radio"/>	<input type="radio"/>	<input type="radio"/>	<input type="radio"/>	<input type="radio"/>
Emergency department	<input type="radio"/>	<input type="radio"/>	<input type="radio"/>	<input type="radio"/>	<input type="radio"/>	<input type="radio"/>	<input type="radio"/>
112	<input type="radio"/>	<input type="radio"/>	<input type="radio"/>	<input type="radio"/>	<input type="radio"/>	<input type="radio"/>	<input type="radio"/>

21  
22  
23 **14. During the last two years, have you experienced practical problems in contacting your own GP during day**  
24 **time, due to ... (Please only mark one cross in each row)**

	No problems	Yes, few problems	Yes, some problems	Yes, many problems	Don't know	Not relevant
... your own working hours or private appointments?	<input type="radio"/>	<input type="radio"/>	<input type="radio"/>	<input type="radio"/>	<input type="radio"/>	<input type="radio"/>
... your GPs telephone accessibility?	<input type="radio"/>	<input type="radio"/>	<input type="radio"/>	<input type="radio"/>	<input type="radio"/>	<input type="radio"/>
...the possibility to make a telephone appointment with your GP?	<input type="radio"/>	<input type="radio"/>	<input type="radio"/>	<input type="radio"/>	<input type="radio"/>	<input type="radio"/>
... your GPs availability for a clinic appointment?	<input type="radio"/>	<input type="radio"/>	<input type="radio"/>	<input type="radio"/>	<input type="radio"/>	<input type="radio"/>
...the accessibility to your own GP practice by website (i.e. making a appointment, repeat prescription, asking questions)?	<input type="radio"/>	<input type="radio"/>	<input type="radio"/>	<input type="radio"/>	<input type="radio"/>	<input type="radio"/>

25  
26  
27  
28  
29  
30  
31  
32  
33 **15. What is the expected travel time from your home to the nearest OOH primary care, using your usual means**  
34 **of transport (public or private)? (Please only mark one answer)**

- 35  
36  
37  
38  
39  
40  
41  
42  
43  
44  
45  
46  
47  
48  
49  Less than 15 minutes  
50  
51  15 to 30 minutes  
52  
53  30 to 60 minutes  
54  
55  More than 60 minutes  
56  
57  Don't know  
58  
59  
60

**BACKGROUND INFORMATION****16. What is your age?**

Age: \_\_\_ years

*Question not in Dutch questionnaire as information was available directly from the consumer panel.***17. What is your sex?**

- Male
- Female

**18. Do you live together with another adult? (Please give one or more answers)**

- No
- Yes, with friend(s) or roommate(s)
- Yes, with adult child(ren)
- Yes, with wife/husband, partner
- Yes, with parent(s)
- Yes, in nursing home
- Yes, other. *Please describe:* \_\_\_\_\_

**19. How many children do you have (including children for whom you are sharing care)?**

Number of children: \_\_\_\_\_

**20. What is the age of your oldest and youngest child (in years and months - for children above 3 years, year is sufficient)**

Your oldest child: ..... years and ..... months

Your youngest child: ..... years and ..... months

**21. In general, how easily can you arrange day care for your child in case of illness? (Please only mark one answer) (Only in questionnaire for parents)**

- Very easily
- Easily
- With difficult
- Very great difficult
- Not relevant
- Don't know



1  
2  
3  
4 **22. In general, how would you describe your own health? (Please only mark one answer)**  
5

- 6  Very good  
7  Good  
8  Fair  
9  Bad  
10  Very bad  
11  
12  
13  
14

15 **23. In general, how would you describe your child's health? (Please only mark one answer)**  
16

- 17  Very good  
18  Good  
19  Fair  
20  Bad  
21  Very bad  
22  
23  
24  
25

26  
27 **24. What is the highest educational level that you have completed? (Please only mark one answer)**  
28

- 29  No education  
30  Primary school  
31  Lower secondary school  
32  Higher secondary school  
33  College – bachelor's degree  
34  University – bachelor's degree  
35  University – master's degree  
36  PhD/doctoral  
37  Other. Please describe: \_\_\_\_\_  
38  
39  
40  
41  
42  
43

44 *Answering categories were adjusted to the education system of each country.*

45 *Question not in Dutch questionnaire as information was available directly from the consumer panel.*  
46  
47  
48

49 **25. What is your current job position? (Please only mark one answer – in case more answers apply, please mark  
50 the most accurate answer)**  
51

- 52  Employed  
53  Unemployed  
54  Pre-pension/ pension  
55  Care for family and household  
56  Leave  
57  
58  
59  
60

- 1  
2  
3  
4     Disabled  
5  
6     Student  
7  
8     Other. *Please describe:* \_\_\_\_\_

9    *Question not in Dutch questionnaire as information was available directly from the consumer panel.*

10  
11  
12 **26. From which country of birth are you and your parents? (Please only mark one cross in each row)**

	Denmark/The Netherlands	Other, please write the country
You	<input type="radio"/>	<input type="radio"/> _____
Your mother	<input type="radio"/>	<input type="radio"/> _____
Your father	<input type="radio"/>	<input type="radio"/> _____

21  
22 **27. Do you have a medical education? (Please only mark one answer)**

- 23  
24     No  
25  
26     Yes, I am a doctor  
27  
28     Yes, I am a nurse  
29  
30     Yes, I have had another medical education. *Please describe:* \_\_\_\_\_

31  
32 **28. Do you use healthcare applications (apps) or the Internet (e.g. 'Google search') when you experience a health problem? (Please only mark one answer)**

- 33  
34     Often  
35  
36     Sometimes  
37  
38     Rarely  
39  
40     Never                    → skip question 29  
41  
42     Don't know                → skip question 29  
43  
44

45  
46 **29. In general, does using apps or the Internet (e.g. 'Google search') influence your need to contact healthcare professionals when you experience a health problem? (Please only mark one answer)**

- 47  
48     No  
49  
50     Yes, it mostly increases my need to contact  
51  
52     Yes, it sometimes increases and sometimes decrease my need to contact  
53  
54     Yes, it mostly decreases my need to contact  
55  
56     Don't know  
57  
58  
59  
60

1  
2  
3  
4  
5  
6  
7  
8  
9  
10  
11  
12  
13  
14  
15  
16  
17  
18  
19  
20  
21  
22  
23  
24  
25  
26  
27  
28  
29  
30  
31  
32  
33  
34  
35  
36  
37  
38  
39  
40  
41  
42  
43  
44  
45  
46  
47  
48  
49  
50  
51  
52  
53  
54  
55  
56  
57  
58  
59  
60

**COMMENTS**

You are welcome to write your comments on the questionnaire here:

---

---

---

For peer review only

## Questionnaire for adults

*In the English versions of the questionnaires, we write out-of-hours primary care, emergency department, and 112 ambulance care in the answering categories. Wording is adjusted in the language specific questionnaires to match the available services.*

### SITUATION DESCRIPTIONS

We present six fictive situations. Each of the situations describes an invented case including a health problem affecting your health occurring outside the office hours of your own GP. Please answer what action(s) you would most likely take in this situation at this moment.

We would like to know what you would choose to do in the given situation (i.e. which actions you would most likely take). You do not have to consider what would be the “right” thing to answer or what other people think you should do.

**Case 1**

*Time:* Sunday at 3 PM.

*Situation:* When you woke up this morning, your left leg was swollen and painful. The leg has a warm, red and painful area with a 10 cm diameter. You do not feel well. You are not sure whether you have a fever. You did not hit your leg.

**1. What would you do, at this moment? (Please give one or more answers)**

- Wait and see (no contact with a doctor or similar)
- Self-care (for example a pain killer)
- Ask your partner, a relative, or others for advice
- Check a medical reference book, the internet or an app (for example "Patienthåndbogen"/"Moet ik naar de dokter?")
- Contact own general practitioner the next working day
- Contact the out-of-hours primary care outside opening hours own GP
- Contact the emergency department
- Call 112 ambulance care
- Do something else *Please describe:* \_\_\_\_\_

**Case 2**

*Time:* Monday at 8 PM.

*Situation:* You have been suffering from a severe stomach ache that started suddenly two hours ago; something you have never had before. The pain seems to be localised in your upper stomach, radiating towards your shoulder blades. You have an urge to move around a lot, and you feel nauseous, but you do not vomit. You have had normal defecation patterns all day.

**2. What would you do, at this moment? (Please give one or more answers)**

- Wait and see (no contact with a doctor or similar)
- Self-care (for example a pain killer)
- Ask your partner, a relative, or others for advice
- Check a medical reference book, the internet or an app (for example "Patienthåndbogen"/"Moet ik naar de dokter?")
- Contact own general practitioner the next working day
- Contact the out-of-hours primary care outside opening hours own GP
- Contact the emergency department

- 1  
2  
3  
4  
5  
6  
7  
8
- Call 112 ambulance care
  - Do something else *Please describe:* \_\_\_\_\_

9  
10  
11  
12  
13  
14  
15  
16  
17  
18

**Case 3**

*Time:* Wednesday at 6 PM.

*Situation:* This morning you suddenly got a severe back pain when lifting a bag with groceries. The pain is continuously present in your lower back. The pain does radiate to your left buttocks, and it limits your movements. You have taken paracetamol (Panadol), but this does not relieve the pain.

19  
20  
21  
22  
23  
24  
25  
26  
27  
28

**3. What would you do, at this moment?** (*Please give one or more answers*)

- Wait and see (no contact with a doctor or similar)
- Self-care (for example a pain killer)
- Ask your partner, a relative, or others for advice
- Check a medical reference book, the internet or an app (for example "Patienthåndbogen"/"Moet ik naar de dokter?")
- Contact own general practitioner the next working day
- Contact the out-of-hours primary care outside opening hours own GP
- Contact the emergency department
- Call 112 ambulance care
- Do something else *Please describe:* \_\_\_\_\_

29  
30  
31  
32  
33  
34  
35  
36  
37  
38  
39  
40  
41  
42  
43  
44  
45  
46  
47  
48

**Case 4**

*Time:* Thursday at 7 PM.

*Situation:* You have been suffering from a severe sore throat for two days. You are also coughing slightly and feel feverish. You can take liquids, but swallowing is painful. You have to attend a wedding of a relative in two days.

49  
50  
51  
52  
53  
54  
55  
56  
57  
58  
59  
60

**4. What would you do, at this moment?** (*Please give one or more answers*)

- Wait and see (no contact with a doctor or similar)
- Self-care (for example a pain killer)
- Ask your partner, a relative, or others for advice
- Check a medical reference book, the internet or an app (for example "Patienthåndbogen"/"Moet ik naar de dokter?")
- Contact own general practitioner the next working day

- 1  
2  
3  
4  
5  
6  
7  
8  
9  
10  
11  
12
- Contact the out-of-hours primary care outside opening hours own GP
  - Contact the emergency department
  - Call 112 ambulance care
  - Do something else *Please describe:* \_\_\_\_\_

13  
14  
15  
16  
17  
18  
19  
20  
21  
22

**Case 5**

*Time:* Wednesday at 7 PM.

*Situation:* You accidentally stepped on a piece of glass with your left foot 30 minutes ago. The piece of glass seems to have come out. The bleeding seems to have lessened. The wound is about 3 cm long and is 1-2 mm broad. Your tetanus vaccination is up to date.

23  
24  
25  
26  
27  
28  
29  
30  
31  
32

**5. What would you do, at this moment?** (*Please give one or more answers*)

- Wait and see (no contact with a doctor or similar)
- Self-care (for example put a plaster on)
- Ask your partner, a relative, or others for advice
- Check a medical reference book, the internet or an app (for example "Patienthåndbogen"/"Moet ik naar de dokter?")
- Contact own general practitioner the next working day
- Contact the out-of-hours primary care outside opening hours own GP
- Contact the emergency department
- Call 112 ambulance care
- Do something else *Please describe:* \_\_\_\_\_

33  
34  
35  
36  
37  
38  
39  
40  
41  
42  
43  
44  
45  
46  
47  
48  
49  
50  
51  
52

**Case 6**

*Time:* Saturday at 4 PM.

*Situation:* Your left foot was twisted yesterday when you were walking in the forest. Your left ankle was directly painful and swollen. Initially, you were able to walk on the injured foot, but now you are unable to even rest on it. Your left ankle is quite painful and seems swollen compared to the right one.

53  
54  
55  
56  
57  
58  
59  
60

**6. What would you do, at this moment?** (*Please give one or more answers*)

- Wait and see (no contact with a doctor or similar)
- Self-care (for example put ice on)
- Ask your partner, a relative, or others for advice

- Check a medical reference book, the internet or an app (for example “Patienthåndbogen”/”Moet ik naar de dokter?”)
- Contact own general practitioner the next working day
- Contact the out-of-hours primary care outside opening hours own GP
- Contact the emergency department
- Call 112 ambulance care
- Do something else *Please describe:* \_\_\_\_\_

**FACTORS AFFECTING DECISION-MAKING**

The next questions relate to general factors that may affect decision-making regarding health problems.

**7. We are interested in how you feel about the following statements. Read each statement carefully. Indicate how you feel about each statement. (Please mark one answer per statement)**

		Not at all true	Hardly true	Moderately true	Exactly true
1.	I can always manage to solve difficult problems if I try hard enough	<input type="radio"/>	<input type="radio"/>	<input type="radio"/>	<input type="radio"/>
2.	If someone opposes me, I can find the means and ways to get what I want	<input type="radio"/>	<input type="radio"/>	<input type="radio"/>	<input type="radio"/>
3.	It is easy for me to stick to my aims and accomplish my goals	<input type="radio"/>	<input type="radio"/>	<input type="radio"/>	<input type="radio"/>
4.	I am confident that I could deal efficiently with unexpected events	<input type="radio"/>	<input type="radio"/>	<input type="radio"/>	<input type="radio"/>
5.	Thanks to my resourcefulness, I know how to handle unforeseen situations	<input type="radio"/>	<input type="radio"/>	<input type="radio"/>	<input type="radio"/>
6.	I can solve most problems if I invest the necessary effort	<input type="radio"/>	<input type="radio"/>	<input type="radio"/>	<input type="radio"/>
7.	I can remain calm when facing difficulties because I can rely on my coping abilities	<input type="radio"/>	<input type="radio"/>	<input type="radio"/>	<input type="radio"/>
8.	When I am confronted with a problem, I can usually find several solutions	<input type="radio"/>	<input type="radio"/>	<input type="radio"/>	<input type="radio"/>
9.	If I am in trouble, I can usually think of a solution	<input type="radio"/>	<input type="radio"/>	<input type="radio"/>	<input type="radio"/>
10.	I can usually handle whatever comes my way	<input type="radio"/>	<input type="radio"/>	<input type="radio"/>	<input type="radio"/>

*We used validated Danish, Dutch, and German versions of the Generalized Self-Efficacy scale (Schwarzer, R., & Jerusalem, M. (1995). Generalized Self-Efficacy scale. In J. Weinman, S. Wright, & M. Johnston, Measures in health psychology: A user’s portfolio. Causal and control beliefs (pp. 35- 37). Windsor, England: NFER-NELSON).*



1  
2  
3  
4  
5  
6  
7  
8  
9  
10  
11  
12  
13  
14  
15  
16  
17  
18  
19  
20  
21  
22  
23  
24  
25  
26  
27  
28  
29  
30  
31  
32  
33  
34  
35  
36  
37  
38  
39  
40  
41  
42  
43  
44  
45  
46  
47  
48  
49  
50  
51  
52  
53  
54  
55  
56  
57  
58  
59  
60

8. Over the last two weeks, how often have you been bothered by the following problems?

		Not at all	Several days	More than half the days	Nearly every day
1.	Feeling nervous, anxious or on edge	<input type="radio"/>	<input type="radio"/>	<input type="radio"/>	<input type="radio"/>
2.	Not being able to stop or control worrying	<input type="radio"/>	<input type="radio"/>	<input type="radio"/>	<input type="radio"/>

We used validate Danish, Dutch, and German versions of the Generalized Anxiety Disorder scale (GAD-2), see <http://www.phqscreener.com/select-screener> (Kroenke K, Spitzer RL, Williams JB, Monahan PO, Lowe B. Anxiety disorders in primary care: prevalence, impairment, comorbidity, and detection. *Ann Intern Med.* 2007; 146: 317-25).

9. Do you have somebody to talk to if you have problems or you need support? (Please only mark one answer)

- No, never or almost never
- Yes, sometimes
- Yes, often
- Yes, mostly

We used two scales of the validated Health Literacy Questionnaire (HLQ). As the HLQ is copyrighted to Deakin University, publication of the items or scales is not permitted (Osborne RH, Batterham RW, Elsworth GR, Hawkins M, Buchbinder R. The grounded psychometric development and initial validation of the Health Literacy Questionnaire (HLQ). *BMC Public Health.* 2013; 13: 658).

10. How severe would your medical problem have to be before you felt it was appropriate to contact ...?

(Please mark one grade per row)

	Not severe										Very severe	Don't know
... your own GP	0	1	2	3	4	5	6	7	8	9	10	<input type="radio"/>
... OOH primary care	0	1	2	3	4	5	6	7	8	9	10	<input type="radio"/>
... 112	0	1	2	3	4	5	6	7	8	9	10	<input type="radio"/>

11. The following statements concern your considerations for contacting OOH-PC. Please answer to which degree you agree with each statement. (Please mark one answer per statement)

		Totally agree	Agree	Not agree and not disagree	Disagree	Totally disagree	Don't know
1.	The OOH primary care is intended for <u>all</u> medical problems (including non-urgent problems) that occur outside my GP's normal opening hours	<input type="radio"/>	<input type="radio"/>	<input type="radio"/>	<input type="radio"/>	<input type="radio"/>	<input type="radio"/>
2.	I can contact OOH primary care at any time, because it is financed by taxation (Denmark)/my insurance (the Netherlands, Switzerland)	<input type="radio"/>	<input type="radio"/>	<input type="radio"/>	<input type="radio"/>	<input type="radio"/>	<input type="radio"/>
3.	I feel more personal barriers in relation to contacting OOH primary care than contacting my own GP during daytime	<input type="radio"/>	<input type="radio"/>	<input type="radio"/>	<input type="radio"/>	<input type="radio"/>	<input type="radio"/>
4.	I carefully consider whether I should contact OOH primary care, because I do not want to disturb the health professionals	<input type="radio"/>	<input type="radio"/>	<input type="radio"/>	<input type="radio"/>	<input type="radio"/>	<input type="radio"/>

12. In the past year, how many times have you contacted the following health care providers regarding yourself and/or your children? (Please only mark one cross in each row– if you are unsure, please answer what you think is most accurate)

	Never	1	2	3	4	5 or more	Don't know/ not relevant
Own GP	<input type="radio"/>	<input type="radio"/>	<input type="radio"/>	<input type="radio"/>	<input type="radio"/>	<input type="radio"/>	<input type="radio"/>
OOH primary care	<input type="radio"/>	<input type="radio"/>	<input type="radio"/>	<input type="radio"/>	<input type="radio"/>	<input type="radio"/>	<input type="radio"/>
Emergency department	<input type="radio"/>	<input type="radio"/>	<input type="radio"/>	<input type="radio"/>	<input type="radio"/>	<input type="radio"/>	<input type="radio"/>
112	<input type="radio"/>	<input type="radio"/>	<input type="radio"/>	<input type="radio"/>	<input type="radio"/>	<input type="radio"/>	<input type="radio"/>

1  
2  
3  
4 **13. How satisfied are you in general with the following health care providers?** (Please only mark one cross in  
5  
6 each row)

	Very satisfied	Satisfied	Not satisfied, not satisfied	Dissatisfied	Very dissatisfied	Don't know	Not relevant/ no contact
Own GP	<input type="radio"/>	<input type="radio"/>	<input type="radio"/>	<input type="radio"/>	<input type="radio"/>	<input type="radio"/>	<input type="radio"/>
OOH primary care	<input type="radio"/>	<input type="radio"/>	<input type="radio"/>	<input type="radio"/>	<input type="radio"/>	<input type="radio"/>	<input type="radio"/>
Emergency department	<input type="radio"/>	<input type="radio"/>	<input type="radio"/>	<input type="radio"/>	<input type="radio"/>	<input type="radio"/>	<input type="radio"/>
112	<input type="radio"/>	<input type="radio"/>	<input type="radio"/>	<input type="radio"/>	<input type="radio"/>	<input type="radio"/>	<input type="radio"/>

21  
22 **14. During the last two years, have you experienced practical problems in contacting your own GP during day**  
23 **time, due to ...** (Please only mark one cross in each row)

	No problems	Yes, few problems	Yes, some problems	Yes, many problems	Don't know	Not relevant
... your own working hours or private appointments?	<input type="radio"/>	<input type="radio"/>	<input type="radio"/>	<input type="radio"/>	<input type="radio"/>	<input type="radio"/>
... your GPs telephone accessibility?	<input type="radio"/>	<input type="radio"/>	<input type="radio"/>	<input type="radio"/>	<input type="radio"/>	<input type="radio"/>
...the possibility to make a telephone appointment with your GP?	<input type="radio"/>	<input type="radio"/>	<input type="radio"/>	<input type="radio"/>	<input type="radio"/>	<input type="radio"/>
... your GPs availability for a clinic appointment?	<input type="radio"/>	<input type="radio"/>	<input type="radio"/>	<input type="radio"/>	<input type="radio"/>	<input type="radio"/>
...the accessibility to your own GP practice by website (i.e. making an appointment, repeat prescription, asking questions)?	<input type="radio"/>	<input type="radio"/>	<input type="radio"/>	<input type="radio"/>	<input type="radio"/>	<input type="radio"/>

43 **15. What is the expected travel time from your home to the nearest OOH primary care, using your usual means**  
44 **of transport (public or private)?** (Please only mark one answer)

- 45  
46  
47  
48  
49  
50  
51  
52  
53  
54  
55  
56  
57  
58  
59  
60
- Less than 15 minutes
  - 15 to 30 minutes
  - 30 to 60 minutes
  - More than 60 minutes
  - Don't know

**BACKGROUND INFORMATION****16. What is your age?**

Age: \_\_\_ years

*Question not in Dutch questionnaire as information was available directly from the consumer panel.*

**17. What is your sex?**

- Male
- Female

*Question not in Dutch questionnaire as information was available directly from the consumer panel.*

**18. Do you live together with another adult? (Please give one or more answers)**

- No
- Yes, with friend(s) or roommate(s)
- Yes, with adult child(ren)
- Yes, with wife/husband, partner
- Yes, with parent(s)
- Yes, in nursing home
- Yes, other. *Please describe:* \_\_\_\_\_

**19. In general, how would you describe your own health? (Please only mark one answer)**

- Very good
- Good
- Fair
- Bad
- Very bad

**20. What is the highest educational level that you have completed? (Please only mark one answer)**

- No education
- Primary school
- Lower secondary school
- Higher secondary school
- College – bachelor's degree
- University – bachelor's degree
- University – master's degree

1  
2  
3  
4 ○ PhD/doctoral

5  
6 ○ Other. *Please describe:* \_\_\_\_\_

7  
8 *Answering categories were adjusted to the education system of each country.*

9  
10 *Question not in Dutch questionnaire as information was available directly from the consumer panel.*

11  
12 **21. What is your current job position?** (*Please only mark one answer - in case more answers apply, please mark*  
13 *the most accurate answer*)

14  
15 ○ Employed

16  
17 ○ Unemployed

18  
19 ○ Pre-pension/ pension

20  
21 ○ Care for family and household

22  
23 ○ Leave

24  
25 ○ Disabled

26  
27 ○ Student

28  
29 ○ Other. *Please describe:* \_\_\_\_\_

30  
31 *Question not in Dutch questionnaire as information was available directly from the consumer panel.*

32  
33 **22. From which country of birth are you and your parents?** (*Please only mark one cross in each row*)

	Denmark/The Netherlands/Switzerland	Other, please write the country
You	○	○ _____
Your mother	○	○ _____
Your father	○	○ _____

34  
35  
36  
37  
38  
39  
40  
41  
42 **23. Do you have a medical education?** (*Please only mark one answer*)

43  
44 ○ No

45  
46 ○ Yes, I am a doctor

47  
48 ○ Yes, I am a nurse

49  
50 ○ Yes, I have had another medical education. *Please describe:* \_\_\_\_\_

51  
52  
53 **24. Do you use healthcare applications (apps) or the Internet (e.g. 'Google search') when you experience a**  
54 **health problem?** (*Please only mark one answer*)

55  
56 ○ Often

57  
58 ○ Sometimes

- 1
- 2
- 3
- 4 ○ Rarely
- 5
- 6 ○ Never → skip question 25
- 7
- 8 ○ Don't know → skip question 25
- 9

10 **25. In general, does using apps or the Internet (e.g. 'Google search') influence your need to contact healthcare**  
11 **professionals when you experience a health problem?** *(Please only mark one answer)*

- 12 ○ No
- 13
- 14 ○ Yes, it mostly increases my need to contact
- 15
- 16 ○ Yes, it sometimes increases and sometimes decrease my need to contact
- 17
- 18 ○ Yes, it mostly decreases my need to contact
- 19
- 20 ○ Don't know
- 21
- 22 ○ Not relevant – rarely/never use this
- 23
- 24

25 *The Swiss questionnaire had four extra questions concerning ethnicity, being listed at a GP, and the insurance*  
26 *model.*

#### 30 **COMMENTS**

31 You are welcome to write your comments on the questionnaire here:

32 \_\_\_\_\_

33 \_\_\_\_\_

34 \_\_\_\_\_

35 \_\_\_\_\_

36 \_\_\_\_\_

37 \_\_\_\_\_

38 \_\_\_\_\_

**Table 1.** Description of background characteristics of Danish population per age group, for respondents and non-respondents

Age group	0-4 years		30-39 years		50-59 years	
	Respondents	Non-respondents	Respondents	Non-respondents	Respondents	Non-respondents
Age citizen (mean)	2.0 (1.9-2.1)	2.1 (1.9-2.2)	34.7 (34.5-35.0)	34.8 (34.6-35.0)	54.2 (54.0-54.5)	54.3 (54.0-54.5)
Gender citizen (%)						
- Male	50.3 (46.3-54.4)	51.8 (47.8-55.6)	38.0 (33.4-42.7)	55.2 (51.7-58.7)	45.0 (41.2-48.8)	54.6 (50.4-58.7)
- Female	49.7 (45.6-53.7)	48.2 (44.4-52.2)	62.0 (57.3-66.5)	44.8 (41.3-48.3)	55.1 (51.2-58.8)	45.4 (41.3-49.6)
Region citizen (%)						
- Capital	32.3 (28.6-36.3)	36.1 (32.5-40.0)	35.2 (30.8-39.8)	37.1 (33.8-40.6)	25.9 (22.7-29.4)	32.8 (29.0-36.8)
- Zealand	12.6 (10.1-15.6)	12.4 (10.1-15.2)	13.6 (10.6-17.5)	11.4 (9.4-13.9)	16.9 (14.2-20.0)	14.3 (11.6-17.5)
- South	20.3 (17.2-23.8)	20.2 (17.3-23.6)	18.2 (14.8-22.1)	20.3 (17.6-23.3)	22.9 (19.8-26.2)	21.6 (18.4-25.3)
- Central	23.6 (20.3-27.3)	23.1 (20.0-26.6)	24.9 (21.1-29.3)	20.9 (18.2-23.9)	23.5 (20.4-26.9)	20.7 (17.5-24.3)
- North	11.2 (8.9-14.0)	8.1 (6.2-10.5)	8.2 (5.9-11.2)	10.3 (8.3-12.6)	10.9 (8.7-13.5)	10.6 (8.3-13.5)

*Education level, ethnicity and living status were not available for the non-respondents. We checked the general population: respondents seem more slightly more often native and a bit higher educated.*

**Table 2.** Description of background characteristics of Dutch population per age group, for respondents and general population

Age group	0-4 years		30-39 years		50-59 years	
Characteristics	Respondents	General population <sup>1</sup>	Respondents	General population	Respondents	General population
Age citizen (mean)	1.7 (1.6-1.8)	2.0	34.8 (34.6-35.0)	34.5	54.6 (54.4-54.8)	54.4
Gender citizen (%)						
- Male	<i>Not available – only gender parent</i>	51.2 (51.1-51.3)	50.2 (46.1-54.2)	50.1 (50.0-50.2)	52.9 (49.0-56.8)	50.2 (50.1-50.2)
- Female		48.8 (48.7-48.9)	49.8 (45.8-53.9)	49.9 (49.8-50.0)	47.1 (43.2-51.0)	49.8 (50.0-50.0)
Region (%)						
- Groningen	3.1 (2.0-4.7)	3.1 (3.0-3.1)	3.4 (2.2-5.2)	3.2 (3.2-3.3)	3.6 (2.9-5.4)	3.3 (3.3-3.3)
- Friesland	3.7 (2.5-5.5)	3.7 (3.6-3.7)	2.5 (1.5-4.2)	3.4 (3.4-3.5)	3.5 (2.9-5.2)	3.8 (3.8-3.8)
- Drenthe	2.4 (1.5-4.0)	2.6 (2.5-2.6)	2.2 (1.3-3.7)	2.5 (2.4-2.5)	3.3 (2.7-5.0)	3.1 (3.0-3.1)
- Overijssel	6.9 (5.2-9.2)	7.0 (6.9-7.0)	7.4 (5.6-9.8)	6.6 (6.5-6.6)	7.0 (5.7-9.2)	6.5 (6.5-6.6)
- Gelderland	11.9 (9.6-14.7)	11.5 (11.5-11.6)	11.3 (9.0-14.1)	11.0 (11.0-11.0)	13.1 (10.7-16.0)	12.2 (12.2-12.3)
- Utrecht	9.0 (7.0-11.5)	8.4 (8.3-8.4)	9.6 (7.5-12.3)	8.1 (8.0-8.1)	6.5 (4.8-8.7)	7.1 (7.1-7.1)
- Noord-Holland	15.8 (13.1-18.9)	16.8 (16.7-16.9)	18.1 (15.2-21.4)	18.0 (18.0-18.1)	15.6 (13.0-18.7)	16.1 (16.0-16.1)
- Zuid-Holland	22.5 (19.4-26.0)	23.0 (22.9-23.1)	21.3 (18.2-24.8)	22.8 (22.7-22.8)	18.0 (15.2-21.2)	20.6 (20.5-20.6)
- Zeeland	1.9 (1.1-3.4)	2.1 (2.1-2.1)	1.9 (1.0-3.3)	2.0 (1.9-2.0)	2.5 (1.9-4.1)	2.3 (2.2-2.3)
- Flevoland	3.7 (2.5-5.5)	2.8 (2.8-2.9)	3.2 (2.1-5.0)	2.6 (2.6-2.6)	2.8 (1.9-4.5)	2.4 (2.4-2.5)
- Noord-Brabant	14.2 (11.6-17.1)	13.9 (13.8-14.0)	13.7 (11.1-16.7)	14.2 (14.2-14.3)	16.3 (13.6-19.4)	15.2 (15.1-15.2)
- Limburg	4.8 (3.4-6.8)	5.2 (5.1-5.2)	5.4 (3.8-7.5)	5.7 (5.7-5.7)	7.7 (5.9-10.1)	7.4 (7.4-7.4)

<sup>1</sup>Information was only available on children for the general population, whereas information on the respondents was on parent/care-giver, who was the decision maker and answered the questionnaire.



**Table 3.** Description of background characteristics of Swiss population per age group, for respondents and general population

Age group	30-40 years		50-60 years	
	Respondents <sup>1,2</sup>	General population <sup>3</sup>	Respondents	General population <sup>3</sup>
Age respondent (mean)	34.9 (34.7-35.2)	34.5	54.5 (54.2-54.7)	54.2
Gender respondent (%)				
- Male	42.3 (38.3-46.3)	50.3 (50.2-50.4)	48.1 (44.1-52.1)	50.4 (50.3-50.5)
- Female	57.7 (53.7-61.7)	49.7 (49.6-49.8)	51.9 (47.9-55.9)	49.6 (49.5-49.6)
Education level (%)		<b>(35-44 years)</b>		<b>(55-64 years)</b>
- Low	4.6 (3.2-6.6)	11.5	9.7 (7.6-12.4)	5.5
- Middle	59.4 (55.3-63.3)	42.5	66.1 (62.1-69.8)	2.4
- High	36.1 (32.3-40.0)	46.0	24.2 (20.9-27.8)	92.1
Ethnicity (%)				
- Native	64.0 (60.0-67.8)	62.8 (62.7-62.9)	70.3 (66.4-73.8)	80.0 (80.0-80.1)
- Immigrant	36.0 (32.2-40.0)	37.2 (37.1-37.3)	29.7 (26.2-33.6)	20.0 (19.9-20.0)

<sup>1</sup>ResponDi panel company; <sup>2</sup>Bilendi panel company; <sup>3</sup>According to the federal statistical office of Switzerland <https://www.bfs.admin.ch/bfs/en/home/statistics/population.html>

**STROBE 2007 (v4) Statement—Checklist of items that should be included in reports of *cross-sectional studies***

Section/Topic	Item #	Recommendation	Reported on page #
Title and abstract	1	(a) Indicate the study's design with a commonly used term in the title or the abstract	2
		(b) Provide in the abstract an informative and balanced summary of what was done and what was found	2
<b>Introduction</b>			
Background/rationale	2	Explain the scientific background and rationale for the investigation being reported	4
Objectives	3	State specific objectives, including any prespecified hypotheses	4
<b>Methods</b>			
Study design	4	Present key elements of study design early in the paper	4,5
Setting	5	Describe the setting, locations, and relevant dates, including periods of recruitment, exposure, follow-up, and data collection	5,6,9
Participants	6	(a) Give the eligibility criteria, and the sources and methods of selection of participants	4,5
Variables	7	Clearly define all outcomes, exposures, predictors, potential confounders, and effect modifiers. Give diagnostic criteria, if applicable	6
Data sources/ measurement	8*	For each variable of interest, give sources of data and details of methods of assessment (measurement). Describe comparability of assessment methods if there is more than one group	6
Bias	9	Describe any efforts to address potential sources of bias	5
Study size	10	Explain how the study size was arrived at	8
Quantitative variables	11	Explain how quantitative variables were handled in the analyses. If applicable, describe which groupings were chosen and why	9
Statistical methods	12	(a) Describe all statistical methods, including those used to control for confounding	9-10
		(b) Describe any methods used to examine subgroups and interactions	n.a.
		(c) Explain how missing data were addressed	n.a.
		(d) If applicable, describe analytical methods taking account of sampling strategy	n.a.
		(e) Describe any sensitivity analyses	n.a.
<b>Results</b>			

Participants	13*	(a) Report numbers of individuals at each stage of study—eg numbers potentially eligible, examined for eligibility, confirmed eligible, included in the study, completing follow-up, and analysed	10
		(b) Give reasons for non-participation at each stage	n.a.
		(c) Consider use of a flow diagram	n.a.
Descriptive data	14*	(a) Give characteristics of study participants (eg demographic, clinical, social) and information on exposures and potential confounders	10
		(b) Indicate number of participants with missing data for each variable of interest	10
Outcome data	15*	Report numbers of outcome events or summary measures	13
Main results	16	(a) Give unadjusted estimates and, if applicable, confounder-adjusted estimates and their precision (eg, 95% confidence interval). Make clear which confounders were adjusted for and why they were included	n.a.
		(b) Report category boundaries when continuous variables were categorized	n.a.
		(c) If relevant, consider translating estimates of relative risk into absolute risk for a meaningful time period	n.a.
Other analyses	17	Report other analyses done—eg analyses of subgroups and interactions, and sensitivity analyses	n.a.
<b>Discussion</b>			
Key results	18	Summarise key results with reference to study objectives	15
Limitations	19	Discuss limitations of the study, taking into account sources of potential bias or imprecision. Discuss both direction and magnitude of any potential bias	17-19
Interpretation	20	Give a cautious overall interpretation of results considering objectives, limitations, multiplicity of analyses, results from similar studies, and other relevant evidence	16,17
Generalisability	21	Discuss the generalisability (external validity) of the study results	16-19
<b>Other information</b>			
Funding	22	Give the source of funding and the role of the funders for the present study and, if applicable, for the original study on which the present article is based	19

\*Give information separately for cases and controls in case-control studies and, if applicable, for exposed and unexposed groups in cohort and cross-sectional studies.

**Note:** An Explanation and Elaboration article discusses each checklist item and gives methodological background and published examples of transparent reporting. The STROBE checklist is best used in conjunction with this article (freely available on the Web sites of PLoS Medicine at <http://www.plosmedicine.org/>, Annals of Internal Medicine at <http://www.annals.org/>, and Epidemiology at <http://www.epidem.com/>). Information on the STROBE Initiative is available at [www.strobe-statement.org](http://www.strobe-statement.org).

# BMJ Open

## Help-seeking behaviour outside office hours in Denmark, the Netherlands, and Switzerland: a questionnaire study exploring responses to hypothetical cases

Journal:	<i>BMJ Open</i>
Manuscript ID	bmjopen-2017-019295.R2
Article Type:	Research
Date Submitted by the Author:	11-May-2018
Complete List of Authors:	Huibers, L; Aarhus University, Research Unit for General Practice, Department of Public Health Keizer, E; Radboud University Medical Center, Scientific Center for Quality of Healthcare; UniversitätsSpital Zurich, Institute for Primary Care Carlsen, Anders; Aarhus University, Research Unit for General Practice, Department of Public Health Moth, Grete; Aarhus Universitet, Research Unit for General Practice, Department of Public Health Smits, Marleen; Radboud university medical center, IQ healthcare Senn, Oliver; UniversitätsSpital Zurich, Institute for Primary Care Christensen, Morten; Aarhus University, Research Unit for General Practice, Department of Public Health
<b>Primary Subject Heading</b>:	Health services research
Secondary Subject Heading:	Emergency medicine
Keywords:	after-hours care, primary health care, ACCIDENT & EMERGENCY MEDICINE, help-seeking behavior

SCHOLARONE™  
Manuscripts

1  
2  
3  
4 **Help-seeking behaviour outside office hours in Denmark, the Netherlands, and**  
5  
6 **Switzerland: a questionnaire study exploring responses to hypothetical cases**  
7  
8

9 Linda Huibers<sup>1</sup>, Ellen Keizer<sup>2,3</sup>, Anders Helles Carlsen<sup>1</sup>, Grete Moth<sup>1</sup>, Marleen Smits<sup>2</sup>, Oliver Senn<sup>3</sup>, Morten  
10  
11 Bondo Christensen<sup>1</sup>  
12  
13  
14

15 <sup>1</sup>Research Unit for General Practice & Section for General Medicine Practice, Department of Public  
16 Health, Aarhus University, 8000 Aarhus C, Denmark  
17

18 <sup>2</sup>Scientific Center for Quality of Healthcare (IQ healthcare), Radboud Institute for Health Sciences,  
19 Radboud university medical center, 6500 HB Nijmegen, The Netherlands  
20  
21

22 <sup>3</sup>Institute for Primary Care, University Hospital of Zurich, CH-8091 Zürich, Switzerland  
23  
24  
25  
26  
27

28 Corresponding author: Ellen Keizer ([ellen.keizer@usz.ch](mailto:ellen.keizer@usz.ch))  
29  
30  
31  
32  
33  
34  
35  
36  
37  
38  
39  
40  
41  
42  
43  
44  
45  
46  
47  
48  
49  
50  
51  
52  
53  
54  
55  
56  
57  
58  
59  
60

**ABSTRACT**

**Objectives:** We aim to study the preferred behaviour among individuals from different age groups in three countries when acute health problems occur outside office hours and thereby to explore variations in help-seeking behaviour.

**Design:** A questionnaire study exploring responses to six hypothetical cases describing situations with a potential need for seeking medical care and questions on background characteristics.

**Setting:** General population in Denmark, the Netherlands, and Switzerland.

**Population:** Danish, Dutch, and Swiss individuals from three age groups (0-4, 30-39, 50-59 years).

**Main outcome measures:** Distribution of intended help-seeking preferences per case per age group, compared between countries. Differences in percentage of help-seeking outside office hours per age group and country, crude and adjusted for background characteristics.

**Results:** Danish and Dutch parents of children aged 0-4 years differed in intended help-seeking behaviour for five out of six cases (abdominal pain, red eyes, rash, relapse fever, chicken pox); Danish parents significantly more often chose to contact OOH care than Dutch parents. For adults aged 30-39 years, no significant difference between the three countries was found for contacting OOH care. Swiss adults aged 50-59 years had the highest percentage of OOH contacts (38.3%), followed by the Danish (33.4%) and the Dutch (32.5%).

**Conclusion:** Some differences in help-seeking behaviour outside office hours exist between Danish, Dutch, and Swiss individuals, particularly for parents of young children. The question remains whether these differences result from individual preferences, cultural disparities, and/or health services variations. Future research should focus on identifying explanations for these differences to reduce undesirable use of out-of-hours care.

## ARTICLE SUMMARY

Strengths and limitations of this study:

- The study is based on representative population samples from three countries
- An extensive procedure was followed to ensure high quality of the case development
- Using hypothetical cases to measure intended help-seeking behaviour could have introduced social desirability bias, and the responses may thus not represent actual behaviour
- The choice of cases could have affected the results

**Keywords:** after-hours care, primary health care, emergency medical services, help-seeking behaviour

## INTRODUCTION

Many European countries face high demands in out-of-hours (OOH) care, e.g. primary care, emergency departments (EDs), and emergency medical services (EMS).<sup>1-3</sup> This can lead to high workload, excessive use of resources, and increased costs.<sup>4-6</sup> High workload may lead to longer waiting times, work pressure for OOH staff, and risk of safety incidents. At the same time, the service delivery by general practitioners (GPs) to OOH primary care is challenged due to fewer available GPs, low work satisfaction, and need for off-duty time.<sup>7</sup>

The help-seeking behaviour among individuals varies between European countries, with differing numbers of ED visits and GP consultations.<sup>8-10</sup> The number of GP consultations per patient ranges from 2.9 to 11.8 per year in European countries,<sup>9</sup> whereas the proportion of patients who visited the ED in the past year varied between 18% and 40%.<sup>8</sup> Similar differences also seem apparent in OOH primary care. In a previous study, we found differences in help-seeking behaviour between Danish and Dutch individuals; the Danes contacted OOH primary care about twice as often as the Dutch.<sup>11</sup>

Differences between countries may be related to the organisation of healthcare systems and OOH care (such as fees, accessibility, and availability), the composition of populations,<sup>12</sup> culture, and/or public expectations to healthcare services. Exploring differences in help-seeking behaviour could be a first step to identify factors with a potential for intervention to optimise help-seeking behaviour and requests. Thus, we aim to study how individuals from different age groups in three countries (i.e. Denmark, the Netherlands, and Switzerland) react to hypothetical scenarios about acute health problems occurring outside office hours.

## METHODS

### Design and population



1  
2  
3  
4 We performed a questionnaire study exploring responses to hypothetical cases by sending questionnaires  
5  
6 with hypothetical paper case scenarios to Danish, Dutch, and Swiss individuals in December 2015 and  
7  
8 January 2016. This study was part of a project of the European research network for out-of-hours primary  
9  
10 health care (EurOOHnet).<sup>13</sup> Simultaneously, a second paper has been written on factors related to intended  
11  
12 help-seeking OOH.<sup>14</sup> We included a random selection of individuals from three age groups (i.e. parents of  
13  
14 children aged 0-4 years, adults aged 30-39 years, and adults aged 50-59 years). Pre-defined age groups  
15  
16 were preferred to ensure construction of explicit cases and to obtain sufficient power for identifying  
17  
18 differences for each separate age group. Age groups were based on a previous study, which found the  
19  
20 largest differences in the use of OOH care to be between Danish and Dutch individuals for both age groups  
21  
22 0-4 years and 20-35 years.<sup>11</sup> We composed the age group of individuals aged 30-39 years as we expected  
23  
24 more homogeneity in this group than in the group of individuals aged 25-35 years. In this study, we added  
25  
26 the age group 50-59 years to examine the robustness of our results.  
27  
28  
29  
30

31 We used the Danish Civil Registration System to randomly select representative individuals among the five  
32  
33 Danish regions. We excluded individuals living in institutions and individuals with address protection. The  
34  
35 Dutch and Swiss samples were selected using consumer panels (the Netherlands: TNS Nipo; Switzerland:  
36  
37 Respondi and Bilendi).<sup>15-17</sup> The Dutch sample represented the population on age, gender, and region (0-4  
38  
39 years), and age, gender, region, education, and ethnicity (both adult age groups). For Switzerland, it was  
40  
41 only possible to include adults selected on age by using two panels to reach 600 respondents as  
42  
43 information about children of panel members was not available.  
44  
45  
46  
47

### 48 **Settings**

49  
50 In Denmark, 99% of citizens are listed with a GP. Through the GP, they have access to the entire public (tax-  
51  
52 funded) healthcare system, which is free of charge for the patients.<sup>18</sup> Outside office hours, patients can  
53  
54 contact OOH primary care or the prehospital Emergency Medical Services (EMS), depending on the severity  
55  
56  
57  
58  
59

1  
2  
3  
4 and urgency of the health problem. Referral from either primary care or EMS is generally a prerequisite for  
5  
6 an emergency department (ED) visit, specialist care, or hospital admission, although self-referral to the ED  
7  
8 exists. For most OOH primary care services, GPs perform the telephone triage and are remunerated on a  
9  
10 fee-for-service basis. The Netherlands has a similar system, with the GP serving as a gatekeeper.<sup>19</sup> Citizens  
11  
12 must have private health insurance, which gives free access to primary care throughout and outside office  
13  
14 hours. Nurses and practice assistants answer the telephone in the Dutch OOH primary care services and  
15  
16 perform the triage under supervision by GPs. All professionals working in OOH primary care get paid per  
17  
18 hour. A referral is usually a prerequisite for access to the ED and hospital visits, although self-referral to the  
19  
20 ED exists. In Switzerland, OOH care is organised locally, and organizational models vary between regions.  
21  
22 The most widespread models include rotation systems, which are most often combined with EMS  
23  
24 telephone triage, walk-in centres (e.g. group practices offering OOH care), and general practices integrated  
25  
26 in the ED. No gate-keeping system exists, and referral from a GP is thus not needed for access to the ED and  
27  
28 specialist care. OOH care is covered by the mandatory health insurance plan, except for an annual  
29  
30 deductible rate ranging between CHF 300 to 2,500 (EUR 275 to 2300) and a 10% co-payment.  
31  
32  
33  
34

### 35 **Development of questionnaires**

36  
37 We developed questionnaires containing hypothetical cases that described situations with a potential acute  
38  
39 need for medical care outside office hours. As a measure of urgency, all cases varied in the type of care  
40  
41 needed (Appendix). The questionnaires for children and adults mainly differed on presented cases. The  
42  
43 questionnaires also included questions on background characteristics (i.e. age, sex, social support, living  
44  
45 status, education level, employment, and ethnicity) and on factors related to help-seeking based on  
46  
47 Andersen's behavioural model.<sup>12</sup> The questions on factors related to help-seeking were part of a larger  
48  
49 study and will be described in further detail in another scientific article focusing on factors related to  
50  
51 intended help-seeking outside office hours.  
52  
53  
54  
55  
56  
57  
58  
59  
60

## Cases

The development of cases followed several steps: collecting and selecting relevant and representative cases, assessing the type of care needed (performed by an expert panel), and making the final selection using Rasch analysis. We collected cases from previous studies.<sup>20-22</sup> We also added new cases to include frequent reasons for encounter (based on an analysis of data from Danish and Dutch OOH primary care) and to ensure that we included cases from all urgency levels (based on the telephone guideline from the Dutch Association of GPs to categorise the cases).<sup>23</sup> We selected different health problems for the cases for each age group separately to ensure that the urgency levels were not immediately obvious. For cases regarding children, we defined a specific age for the child as even small age differences in this group can change the help-seeking behaviour considerably for the same illness. For the adults, no specific age was presented as the individuals were intended to see themselves in the described situation. All cases included a specific weekday and time. The list of potentially relevant cases was discussed at several internal meetings with researchers and GPs (to ensure representativeness of cases) and in two feedback rounds by email involving eight lay persons and five academic GPs (to check for recognisability and clarity). We selected 20 cases involving children and 32 cases involving adults to be presented for the expert panel. The relevance of the health problems described was checked and found relevant for the Swiss healthcare system. In this process, we used cases written in English.

We sent the cases to a convenience sample of 29 GPs using the following inclusion criteria:  $\geq 2$  years GP experience,  $\geq 6$  OOH shifts per year, varying regions within the countries, and good knowledge of English.

This expert panel assessed the most appropriate type of care needed per case to enable us to include cases of different levels of urgency.

1  
2  
3  
4 After the expert round, we ranked the cases on type of care needed as we aimed to select cases that  
5 represented different levels of care with only a few cases per urgency level. We excluded cases that  
6 appeared to be unclear. We selected 11 cases for children and 13 cases for adults; these numbers were  
7  
8 estimated to be sufficient for selection of cases to be included in the final questionnaire after additional  
9  
10 analysis.  
11  
12  
13  
14  
15

16 The cases were then translated from English into Danish. To ensure high quality of the translation, we  
17 followed the standard translation procedure in healthcare: backward-forward translation with a  
18 subsequent consensus meeting before creating the final document.<sup>24</sup> The cases were randomly ranked, and  
19 questions on background characteristics were added to the questionnaires. Individuals were asked about  
20 their expected choice of action per case, and each question had the following multiple choice answering  
21 categories: 'Wait and see (no contact with a health care provider)', 'Self-care (for example a pain killer)',  
22 'Ask my partner, a relative, or others for advice', 'Check a guidebook, the internet or an app', 'Contact my  
23 own GP the next working day', 'Contact OOH primary care', 'Contact the ED', 'Contact 112/144 ambulance  
24 care', and 'Other'. Questionnaires were sent to 150 Danish individuals per age group (with one reminder). A  
25 total of 18 parents and 30 adults responded: 11 aged 30-39 years and 19 aged 50-59 years. The cases were  
26 treated as items in a Rasch analysis. This was done to eliminate redundant cases with respect to estimating  
27 the latent variable for intention to seek help. Cases were reduced, and we selected six cases for children  
28 and six for adults.  
29  
30  
31  
32  
33  
34  
35  
36  
37  
38  
39  
40  
41  
42  
43  
44  
45

#### 46 **Pilot testing**

47 We tested the readability and feasibility of the Danish questionnaires by performing cognitive interviews  
48 and pilot testing. Due to pragmatic considerations, we performed only one pilot test in Denmark. After  
49 interviewing eight patients at a GP practice, we sent the questionnaire to 50 Danish individuals per age  
50 groups (with one reminder). The response rate was 38% for 0-4 years, 28% for 30-39 years, and 50% for 50-  
51  
52  
53  
54  
55  
56  
57  
58  
59  
60

1  
2  
3  
4 59 years. The pilot testing resulted in minor adjustments of layout. The final Danish questionnaire was  
5  
6 translated into Dutch and German using the usual translation procedure.<sup>24</sup>  
7  
8  
9  
10

### 11 12 **Power calculation**

13  
14 A power calculation showed that we needed 600 returned questionnaires per age group to be able to find  
15  
16 an 8% difference between countries, which we considered a clinically relevant difference. Expecting an  
17  
18 average response rate of 40%, we chose to send 1,200 questionnaires per age group in the Danish  
19  
20 population. The Dutch panel expected higher response rate and aimed to collect 600 returned  
21  
22 questionnaires per age group within one week of data collection. The Swiss panel invited all members in  
23  
24 the adult groups and stopped the data collection when 600 respondents had been reached.  
25  
26  
27  
28

### 29 **Data collection**

30  
31 The Danish individuals received an invitation letter with a personal internet link to a web-based survey and  
32  
33 a paper questionnaire in January 2016. One reminder was sent three weeks later. Dutch individuals  
34  
35 received an e-mail invitation to the online questionnaire in December 2015. One reminder was sent for age  
36  
37 groups 0-4 and 30-39 years to achieve 600 respondents per group, whereas no reminder was needed for  
38  
39 age group 50-59 years. The data collection ended after one week. Swiss individuals received their invitation  
40  
41 via e-mail in December 2015, and the data collection ended when 600 respondents had been included per  
42  
43 age group.  
44  
45  
46  
47

### 48 **Analysis**

49  
50 We performed descriptive analyses of the Danish respondents and non-respondents and identified the  
51  
52 main characteristics for each age group as the Danish selection was random. We also performed descriptive  
53  
54 analyses to compare respondents with the general population in the Netherlands and Switzerland. This was  
55  
56  
57  
58  
59

1  
2  
3  
4 done because we wanted to check the representativeness of the consumer panels that we used in these  
5  
6 two countries. Next, we calculated the distribution of the individual help-seeking behaviour per case and  
7  
8 stratified for age group and country to investigate intended help-seeking behaviour.  
9

10  
11 We dichotomised the intended help-seeking behaviour into 'no OOH contact' ('Wait and see', 'Self-care',  
12  
13 'Ask my partner, a relative, or others for advice', 'Check a guidebook, the internet or an app', 'Contact my  
14  
15 own GP the next working day') and 'OOH contact' ('Contact OOH primary care', 'Contact ED', 'Contact  
16  
17 112/144 ambulance care'). After calculating the percentage of individuals contacting OOH care, we studied  
18  
19 differences between Danish, Dutch, and Swiss individuals per case and age groups by using chi-square and  
20  
21 ANOVA tests. For each respondent, we calculated a score between 0 and 6 for the cases in which 'OOH  
22  
23 contact' had been chosen. Finally, we performed three linear regression analyses for each age group to see  
24  
25 if there were any differences between the Danish, Dutch, and Swiss individuals regarding their choice to  
26  
27 contact OOH care using the mean score (range 0-6). We adjusted for background characteristics (i.e. age,  
28  
29 gender, education, ethnicity, employment, and living status). Differences with a p-value of <0.05 were  
30  
31 considered significant.  
32  
33  
34  
35  
36  
37

### 38 **Patient involvement**

39  
40 The study was conducted using a random selection of citizens, who were all potential users of the  
41  
42 healthcare system (patients). We asked eight lay persons to check the cases for recognisability and clarity.  
43  
44 A selection of citizens got a questionnaire as part of our pilot study. We have no fixed plans to disseminate  
45  
46 our study results to citizens, although we hope that the results will be used for interventions to influence  
47  
48 use of out-of-hours care, for example to inform patients. If possible, dissemination of results in lay press  
49  
50 will be done.  
51  
52  
53

### 54 **RESULTS**

55  
56  
57  
58  
59  
60

### Study population

Table 1 describes the final respondents of our study after data cleaning. In Denmark, we included 572 respondents for children (response rate: 47.7%), 429 for 30-39 years (response rate: 35.8%), and 652 for 50-59 years (response rate: 54.4%). In the Netherlands, we included 621 respondents for children (response rate: 65.4%), 592 for 30-39 years (response rate: 62.3%), and 633 for 50-59 years (response rate: 66.5%). The Swiss panel included 589 final respondents for age group 30-39 years and 595 for age group 50-59 years. However, due to the data collection strategy, we obtained no information on response rate for the Swiss panel. When comparing respondents in different age groups between countries, we found some significant (although small) differences for gender, age, and ethnicity for respondents of age group 0-4 years (Table 1). For both adult age groups, we found significant differences for gender (Dutch respondents were more often female), education (Dutch aged 50-59 years more often had low education level), and ethnicity (Swiss respondents were more often immigrants).

**Table 1.** Description of the study population per age group and country

Age group	0-4 years <sup>2</sup>		30-39 years			50-59 years		
Country	DK	NL	DK	NL	CH	DK	NL	CH
	N=572	N=621	N=429	N=592	N=589	N=652	N=633	N=595
Age respondent (mean, (95% CI))	34.4 (34.0-34.8)	35.4 (34.9-35.8)	34.8 (34.6-35.1)	34.8 (34.6-35.0)	34.9 (34.7-35.2)	54.4 (54.1-54.6)	54.6 (54.4-54.8)	54.5 (54.2-54.7)
Gender respondent (% (95% CI))								
- Male	14.4 (11.7-17.5)	37.7 (33.9-41.6)	37.7 (33.2-42.4)	50.2 (46.1-54.2)	42.3 (38.3-46.3)	44.9 (41.1-48.8)	52.9 (49.0-56.8)	48.1 (44.1-52.1)
- Female	85.6 (82.5-88.3)	62.3 (58.4-66.1)	62.4 (57.6-66.8)	49.8 (45.8-53.9)	57.7 (53.7-61.7)	55.1 (51.2-58.9)	47.1 (43.2-51.0)	51.9 (47.9-55.9)
Education level <sup>1</sup> (% (95% CI))								
- Low: ≤ 10 years	4.4 (3.0-6.4)	7.0 (5.2-9.3)	6.4 (4.4-9.1)	9.3 (7.2-11.9)	4.6 (3.2-6.6)	13.5 (11.0-16.3)	25.4 (22.2-29.0)	9.7 (7.6-12.4)
- Middle: >10 & ≤ 15 years	33.5 (29.7-37.4)	30.1 (26.6-33.9)	41.0 (36.4-45.8)	43.4 (39.5-47.4)	59.4 (55.3-63.3)	55.0 (51.1-58.8)	43.9 (40.1-47.8)	66.1 (62.1-69.7)



- High: > 15 years	62.1 (58.1-66.1)	62.9 (59.0-66.6)	52.6 (47.8-57.3)	47.3 (43.3-51.3)	36.1 (32.3-40.0)	31.6 (28.1-35.3)	30.6 (27.2-34.4)	24.2 (20.9-27.8)
Ethnicity (% , (95% CI))								
- Native	85.5 (82.3-88.2)	81.8 (78.5-84.6)	84.8 (81.0-87.9)	76.1 (72.5-79.4)	64.3 (60.4-68.1)	92.0 (89.6-93.9)	87.1 (84.2-89.5)	70.3 (66.4-73.8)
- Western immigrant	10.2 (8.0-13.0)	7.4 (5.6-9.8)	9.0 (6.6-12.2)	10.2 (8.0-13.0)	31.6 (27.9-35.5)	6.4 (4.8-8.6)	9.1 (7.1-11.6)	27.9 (24.4-31.6)
- Non-western immigrant	4.3 (2.9-6.3)	10.8 (8.6-13.5)	6.2 (4.2-8.9)	13.7 (11.1-16.7)	4.1 (2.8-6.0)	1.6 (0.8-2.9)	3.8 (2.6-5.6)	1.8 (1.0-3.3)

DK: Denmark, NL: Netherlands, CH: Switzerland

<sup>1</sup> This categorisation was made according to the ISCED guidelines<sup>25</sup>; <sup>2</sup>Switzerland had no age group 0-4 years, due to restrictions of the consumer panels.

We compared the Danish respondents and non-respondents. For the age groups 30-39 years and 50-60 years, we found that respondents were more often female (Appendix, Table 1). The Dutch respondents were compared with the general population. Adult respondents were slightly more often highly educated and native Dutch compared to the general population (Appendix, Table 2). The Swiss respondents were also compared with the general population. Swiss respondents were more often female, had middle-level education, and were native Swiss (Appendix, Table 3).

### Help-seeking at case level - children

Figure 1 shows help-seeking behaviour per age group, per case, and per country. Danish and Dutch parents differed in their intended help-seeking in most of the presented cases. The Dutch parents chose 'wait and see' more often than the Danish parents, who more often answered that they would contact their own GP or OOH primary care. Overall, the Danish parents chose to contact OOH acute care more often than Dutch parents, with significant differences for the five following cases. For 'red eyes', 18.7% of the Danish parents chose to contact OOH acute care, compared to 12.4% among Dutch parents. For 'rash', 23.4% of Danish and 16.4% of Dutch parents would contact OOH acute care. For 'chicken pox', 31.8% of Danish and 15.8% of Dutch parents would contact OOH acute care. For 'relapse fever', 59.5% of Danish and 41.6% of Dutch parents would contact OOH acute care. For 'abdominal pain', 84.4% of Danish and 79.1% of Dutch parents would contact OOH acute care.

**Figure 1.** Description of individuals help seeking per case, stratified for age group and country (distribution of choices)

*(figure 1)*

### Help-seeking at case level - adults

We also found some differences in intended help-seeking behaviour among adults from different countries (Figure 1). In the age group 30-39 years, the Swiss more often chose to contact the ED than Danish and Dutch adults. Overall, the choices for different types of care varied per case. Additionally, adults aged 30-39 years differed in the frequency of contacting OOH acute care, with varying differences per case. For 'sore throat' (Danes: 7.5%, Dutch: 3.6%, Swiss: 10.9%), 'acute back pain' (Danish: 14.1%, Dutch: 10.8%, Swiss: 28.4%), and 'ankle distortion' (Danes: 40.3%, Dutch: 43.1%, Swiss: 44.3%), the Swiss adults significantly more often chose to contact OOH care than the Danish and Dutch, although with relatively small differences. For 'wounded foot' (Danes: 26.1%, Dutch: 34.0%, Swiss: 30.8%) and 'acute stomach pain' (Danes: 42.0%, Dutch: 54.4%, Swiss: 41.6%), Dutch adults significantly more often chose to contact OOH care.

In the age group 50-59 years, the Swiss also more often chose to contact the ED compared to the Danish and Dutch adults in this group. No clear pattern was seen for the other types of care. The Swiss adults more often chose to contact OOH care for two cases: 'sore throat' (Danish: 5.7%, Dutch: 2.7%, Swiss: 14.1%) and 'acute back pain' (Danish: 12.1%, Dutch: 8.1%, Swiss: 32.5%). For 'wounded foot', the Dutch and Swiss adults significantly more often chose to contact OOH care than the Danes (Danes: 26.1%, Dutch: 34.0%, Swiss: 30.8%). The Dutch significantly more often chose OOH care for 'acute stomach pain' (Danes: 42.0%, Dutch: 54.4%, Swiss: 41.6%).

### Adjusted differences in help-seeking

Table 2 shows that the Dutch parents significantly less often chose to contact OOH care than Danish parents (mean: 2.25 versus 2.91 out of 6 cases). For adults aged 30-39 years, no significant differences were found between the three countries when correcting for age, gender, education, ethnicity, employment, and

living status. Swiss adults aged 50-59 years more often chose to contact OOH care than the Danish (mean: 2.58 versus 2.34 out of 6 cases).

**Table 2.** Association between country and out-of-hours help-seeking per age group

	0-4 years		30-39 years		50-59 years	
	Crude N=1,186	Adjusted <sup>1</sup> N=1,161	Crude N=1,602	Adjusted <sup>1</sup> N=1,585	Crude N=1,864	Adjusted <sup>1</sup> N=1,844
<b>Denmark</b> (ref)	2.31	2.91	1.75	2.15	2.00	2.34
(mean (95%CI))	(2.20;2.42)	(2.53;3.30)	(1.61;1.89)	(1.78;2.51)	(1.89;2.12)	(1.90;2.77)
<b>Netherlands</b>	-0.54*	-0.66*	0.16	0.11	-0.04	-0.10
(B, mean (95%CI))	1.78 (1.66;1.87)	2.25 (1.87;2.63)	1.91 (1.79;2.02)	2.26 (1.90;2.61)	1.96 (1.84;2.07)	2.24 (1.81;2.66)
<b>Switzerland</b>	<i>Not available</i>	<i>Not available</i>	0.22*	0.16	0.29*	0.24*
(B, mean (95%CI))			1.97 (1.85;2.09)	2.31 (1.94;2.68)	2.30 (2.18;2.41)	2.58 (2.14;3.02)

\*Significant difference ( $p < .005$ ) compared with reference group; <sup>1</sup>Adjusted for age, gender, education, ethnicity, employment, and living status.

## DISCUSSION

### Main findings

Danish and Dutch parents of children aged 0-4 years differed in help-seeking behaviour for five out of six cases (i.e. abdominal pain, red eyes, rash, relapse fever, chicken pox); the Dutch more often chose 'wait and see' than the Danish. For these cases, Danish parents significantly more often chose to contact OOH care than Dutch parents (difference varying from 1.1% to 17.9%). Also a regression analysis showed that Dutch parents significantly less often chose to contact OOH care than Danish parents. For adult citizens, we

1  
2  
3  
4 found varying choices of responses for many of the presented cases. A regression analysis showed that the  
5  
6 Swiss adults aged 50-59 years more often chose OOH care than the Danish and Dutch.  
7

### 8 **Comparison with existing literature**

9

10 We found a difference in help-seeking behaviour between Denmark, the Netherlands, and Switzerland; this  
11  
12 difference was varying for different age groups. In a previous study, we found that the Danes had higher  
13  
14 consumption of OOH primary care than the Dutch, particularly for young children.<sup>11</sup> This difference  
15  
16 between parents of young children was also apparent in our study. The question is what the underlying  
17  
18 explanations could be for this consistent difference. A difference in employment exists between Danish and  
19  
20 Dutch parents as Danish women more frequently are working full-time.<sup>26</sup> Danish women thus have fewer  
21  
22 opportunities to visit the GP during daytime. Furthermore, the role of the Danish GP in childcare is different  
23  
24 from that of the Dutch GP. Danish GPs have an active role as they see also young children for preventive  
25  
26 issues, which could make parents more prone to contact primary care. In contrast, Dutch GPs do not play a  
27  
28 role in preventive care for young children. Perhaps other cultural differences may be important factors. For  
29  
30 example, there is a strong focus on work-life balance in Denmark (including extensive maternity leave).  
31  
32 Differences between the Danish and the Dutch healthcare systems may play a smaller role as we did not  
33  
34 find any differences in the help-seeking between adults. Besides, the two healthcare systems seem quite  
35  
36 similar. Yet, the direct telephone access to a GP (who answers the telephone) in the OOH primary services  
37  
38 in Denmark may encourage parents to seek advice or help at the OOH primary care service. Additionally,  
39  
40 problems with the accessibility and availability of one's own GP are also issues that are discussed in both  
41  
42 countries.  
43  
44  
45  
46  
47

48 We did not find a significant difference in help-seeking between Danish and Dutch adults, while a previous  
49  
50 study showed a small difference between Danish and Dutch adults.<sup>11</sup> Yet, we found a difference for Swiss  
51  
52 adults aged 50-59 years who more often chose to contact OOH care than Danish and Dutch adults. Swiss  
53  
54 adults more often answered 'wait and see', but they also more often chose 'ED'. The difference in  
55  
56  
57  
58  
59  
60

1  
2  
3  
4 healthcare systems (with or without gate-keeping) seems to influence the intended help-seeking behaviour.  
5  
6 The organisation of the Swiss healthcare system without the gate-keeping role of the GP may make citizens  
7  
8 contact the ED more often, in particular for injury-related health problems, which were described in three  
9  
10 of the six cases targeting adults.<sup>27</sup> In Denmark and the Netherlands, patients are strongly encouraged to  
11  
12 contact primary care in case of an acute problem in order to assess the necessity of a subsequent referral  
13  
14 to ED or secondary care. In the Netherlands, contacting the ED without a referral results in a fee for the  
15  
16 citizen (own risk) as these ED visits are not covered by the health insurance. For Danish citizens, an ED visit  
17  
18 is free, but citizens are strongly encouraged to first contact primary care, where triage is done. A healthcare  
19  
20 system based on gate-keeping may thus lead to less (unnecessary) use of the ED, but not necessarily to  
21  
22 lower use of OOH care in general.  
23  
24  
25  
26

27 Help-seeking behaviour is related to many factors, as also found by Andersen.<sup>12</sup> We focused on differences  
28  
29 between countries and corrected for main variations between the populations (i.e. age, gender, education,  
30  
31 ethnicity, employment, and living status). Several studies have shown an effect of these characteristics on  
32  
33 help-seeking behaviour.<sup>28</sup> Yet, several other influential factors have also been identified, such as  
34  
35 psychological characteristics and usual behaviour.<sup>12</sup> It could be that population differences relating to other  
36  
37 factors may cause the variation between countries concerning help-seeking behaviour.  
38  
39  
40  
41

### 42 **Strengths and limitations**

43  
44 The chosen design of using invented cases to measure intended help-seeking behaviour had several  
45  
46 strengths and limitations. Strengths were that the respondents received the same cases, making  
47  
48 comparisons more straightforward, and that persons who do not use OOH care or healthcare at all were  
49  
50 also included. A limitation was the risk of introducing social desirability bias, with the response not  
51  
52 representing actual behaviour. Additionally, the absence of emotional reactions that occur in real-life  
53  
54 situations could have influenced the response. However, according to the theory of planned behaviour,  
55  
56  
57  
58  
59  
60

behaviour is mainly determined by behavioural intentions.<sup>29</sup> A review of literature on theory of planned behaviour concluded that behavioural intentions do predict behavior,<sup>30</sup> while Nagai found that help-seeking intentions are an important predictor of help-seeking behavior.<sup>31</sup> Several studies used hypothetical case scenarios in out-of-hours care and other settings.<sup>10,32,33</sup> Thus, we found that the chosen design was the most feasible and appropriate in relation to our aim.

OOH care is a complex issue, which currently faces challenges in many European countries. We were able to include citizens from three countries for our study by using a consumer panel in two countries. Our Danish sample was representative for the general population, and our Dutch and Swiss panels were also able to select quite representative samples for a range of background characteristics although some small statistically significant differences existed. We followed an extensive procedure to ensure high quality of the case development, which is a strength of this study. However, the varying relatively low response rates and the data collection method through consumer panels (ending the collection when about 600 respondents had been included) introduced a risk of selection bias. Additionally, our non-response analyses showed that adult respondents more often were female than non-respondents. Respondents also seemed to be higher educated and were more often native citizens than the general population. Therefore, we adjusted for these background factors in our final analyses. We found some differences in the intended help-seeking between the three countries after correcting for differences in several background variables. Yet, different recruitment methods may have introduced some bias, although the effect on differences between the countries and differences between populations and culture remains unclear.

We used six cases per age group, and the selected cases represented varying health problems with different levels of severity and appropriate healthcare actions. The choice of cases could have affected the differences found. Other health problems may thus have given different results, for example due to differences in culture, traditional treatment, or the healthcare system. However, for the age group 0-4

1  
2  
3  
4 years, the results for the individual cases all showed the same trend, which suggests that case selection is a  
5  
6 minor problem. For adults, the direction of differences varied per case. For the three cases on acute  
7  
8 injuries, the organisation of healthcare may have played a role. The use of three age groups with varying  
9  
10 results limited the generalisability of our results to the entire population of the included countries. The  
11  
12 results could be rather different for other groups, such as the elderly. Finally, to obtain an eight percent  
13  
14 difference between groups, we needed 600 respondents; this was not achieved for all age groups.  
15  
16  
17

### 18 **Implications for research and/or practice**

19  
20 We compared help-seeking behaviour between countries and found some differences. Further  
21  
22 investigation of possible explanations for these differences is highly relevant, in particular concerning  
23  
24 parents of young children. The differences were distinct in this group, and the use of OOH primary care is  
25  
26 known to be high in this age group.<sup>11</sup> Identifying explanations for the differences found may help us reduce  
27  
28 the use of OOH care in this group of patients.  
29  
30  
31

32  
33 Future research should also focus on other factors related to a high likelihood of contacting OOH care as  
34  
35 this insight could be used to investigate whether interventions could be made to reduce the workload at  
36  
37 OOH care while still addressing the highly relevant contacts. It could be interesting to see if differences in  
38  
39 preferred actions also exist between healthcare professionals from different countries as this could imply  
40  
41 differences in the approach to healthcare provision and cultural variations.  
42  
43  
44

### 45 **ACKNOWLEDGEMENTS**

46  
47 The authors would like to thank all GPs and citizens for their time and input to this study.  
48  
49  
50

### 51 **FUNDING**



1  
2  
3  
4 This study was supported by the Danish foundation TrygFonden. TrygFonden had no role in the study  
5 design, data collection, analysis, and interpretation of data; in the writing of the manuscript, and in the  
6 decision to submit the article for publication.  
7  
8  
9

#### 10 11 12 *COMPETING INTEREST*

13  
14 The authors have declared no competing interests.  
15  
16

#### 17 18 *ETHICAL APPROVAL*

19  
20 The project was approved by the Danish Data Protection Agency (J.no. 2013-41-2104). According to Danish  
21 law, approval from the Committee on Health Research Ethics of the Central Denmark Region was not  
22 needed as the study did not include biomedical intervention. The research ethics committee of the  
23 Radboud university medical center (CMO Arnhem-Nijmegen) was consulted and concluded that the study  
24 did not fall within the remit of the Medical Research Involving Human Subjects Act (WMO) (file number:  
25 2013/379). According to current Swiss law on human research, anonymously collected data require no  
26 approval by a regional ethics committee.  
27  
28  
29  
30  
31  
32  
33  
34  
35  
36

#### 37 38 *DATA SHARING STATEMENT*

39 The dataset will be available on request.  
40  
41

#### 42 43 *AUTHORS' CONTRIBUTION*

44 LH designed the study, performed the data collection, interpreted the data and drafted the manuscript. EK  
45 participated in designing the study and interpretation of the data, and critically revised the manuscript.  
46  
47 AHC performed statistical analyses and critically revised the manuscript. GM and MS participated in the  
48 interpretation of the data and critically revised the manuscript. OS performed the data collection and  
49  
50  
51  
52  
53  
54  
55  
56  
57  
58  
59  
60

1  
2  
3  
4 critically revised the manuscript. MBC designed the study and critically revised the manuscript. All authors  
5  
6 read and approved the final manuscript.  
7  
8  
9  
10  
11  
12  
13  
14  
15  
16  
17  
18  
19  
20  
21  
22  
23  
24  
25  
26  
27  
28  
29  
30  
31  
32  
33  
34  
35  
36  
37  
38  
39  
40  
41  
42  
43  
44  
45  
46  
47  
48  
49  
50  
51  
52  
53  
54  
55  
56  
57  
58  
59  
60

For peer review only

## REFERENCES

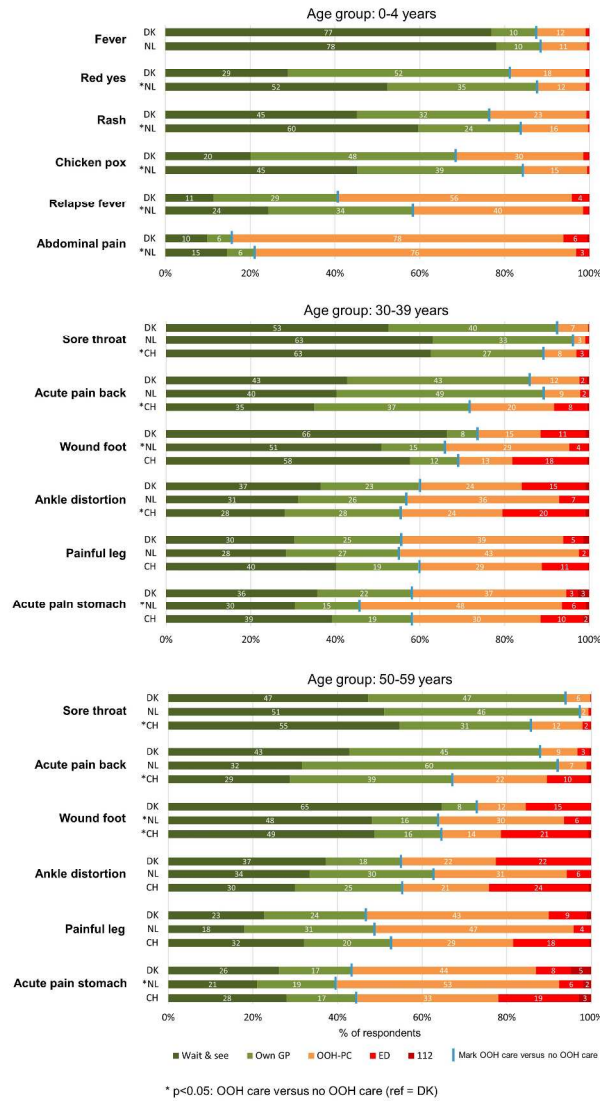
1. Pines JM, Hilton JA, Weber EJ, Alkemade AJ, Al Shabanah H, Anderson PD, et al. International perspectives on emergency department crowding. *Acad Emerg Med* 2011;18:1358-70.
2. Huibers LA, Moth G, Bondevik GT, Kersnik J, Huber CA, Christensen MB, et al. Diagnostic scope in out-of-hours primary care services in eight European countries: an observational study. *BMC Fam Pract* 2011;12:30-2296-12-30.
3. Lowthian JA, Cameron PA, Stoelwinder JU, Curtis A, Currell A, Cooke MW, et al. Increasing utilisation of emergency ambulances. *Australian health review : a publication of the Australian Hospital Association*. 2011;35(1):63-9.
4. Carter EJ, Pouch SM, Larson EL. The relationship between emergency department crowding and patient outcomes: a systematic review. *J Nurs Scholarsh* 2014;46:106-15.
5. Smits M, Keizer E, Huibers L, Giesen P. GPs' experiences with out-of-hours GP cooperatives: a survey study from the Netherlands. *Eur J Gen Pract* 2014;20:196-201.
6. Tekwani KL, Kerem Y, Mistry CD, Sayger BM, Kulstad EB. Emergency department crowding is associated with reduced satisfaction scores in patients discharged from the emergency department. *West J Emerg Med* 2013;14:11-5.
7. Grol R, Giesen P, Van Uden C. After-hours care in the United Kingdom, Denmark, and the Netherlands: new models. *Health Aff (Millwood)* 2006;25:1733-7.
8. Van den Berg MJ, Van Loenen T, Westert GP. Accessible and continuous primary care may help reduce rates of emergency department use. An international survey in 34 countries. *Fam Pract* 2016;33:42-50.
9. OECD. Doctors' consultations. Total, Per capita, 2014. 2014; Available at: <https://data.oecd.org/healthcare/doctors-consultations.htm>. Accessed March, 29th, 2017.

10. Van Loenen T, Van den Berg MJ, Faber MJ, Westert GP. Propensity to seek healthcare in different healthcare systems: analysis of patient data in 34 countries. *BMC Health Serv Res* 2015;15:465-015-1119-2.
11. Huibers L, Moth G, Andersen M, Van Grunsven P, Giesen P, Christensen MB, et al. Consumption in out-of-hours health care: Danes double Dutch? *Scand J Prim Health Care* 2014;32:44-50.
12. Andersen R, Newman JF. Societal and individual determinants of medical care utilization in the United States. *Milbank Mem Fund Q Health Soc* 1973;51:95-124.
13. Huibers L, Philips H, Giesen P, Remmen R, Christensen MB, Bondevik GT. EurOOHnet - the European research network for out-of-hours primary health care. *Eur J Gen Pract* 2014;20:229-32.
14. Keizer E, Christensen MB, Carlsen AH, Smits M, Wensing M, Senn O, Huibers L. Factors related to out-of-hours help-seeking for acute health problems: a survey study using case scenarios. Under revision.
15. Respondi consumer panel. Available at: <https://www.respondi.com/>.
16. TNS Nipo consumer panel. Available at: <http://www.tns-nipo.com/>.
17. Bilendi consumer panel. Available at: <http://www.bilendi.co.uk/static/studymarket>.
18. Olesen F, Jolleys JV. Out of hours service: the Danish solution examined. *BMJ* 1994;309:1624-6.
19. Smits M, Rutten M, Keizer E, Wensing M, Westert G, Giesen P. The development and performance of after-hours primary care in the Netherlands: a narrative review. *Ann Intern Med* 2017;166(10):737-42.
20. Giesen P, Ferwerda R, Tijssen R, Mokkink H, Drijver R, Van den Bosch W, et al. Safety of telephone triage in general practitioner cooperatives: Do triage nurses correctly estimate urgency? *Qual Saf Health Care* 2007;16:181-4.
21. Huibers L, Sloot S, Giesen P, Van Veen M, Van Ierland Y, Moll H. Wetenschappelijk onderzoek Nederlands Triage Systeem [Scientific research Netherlands Triage System]. Nijmegen, Rotterdam: IQ healthcare Radboudumc, Erasmus MC Sophia Kinderziekenhuis; 2009.

- 1  
2  
3  
4 22. Smits M, Hanssen S, Huibers L, Giesen P. Telephone triage in general practices: A written case  
5 scenario study in the Netherlands. *Scand J Prim Health Care* 2016;34:28-36.  
6  
7  
8 23. NHG-TriageWijzer. [National triage guidelines]. 2016; Available at: Available at  
9 <https://www.nhg.org/update-nhg-triagewijzer>.  
10  
11  
12 24. Beaton D, Bombardier C, Guillemin F, Ferraz M. Recommendations for the Cross-Cultural  
13 Adaptation of the DASH and Quick DASH Outcome Measures. Toronto: Institute for Work and  
14 Health; 2007.  
15  
16  
17  
18 25. UNESCO Institute for Statistics. International standard classification of education: ISCED 2011.  
19 Montreal: UNESCO Institute for Statistics; 2012.  
20  
21  
22 26. Part-time employment rate. Available at: [https://data.oecd.org/emp/part-time-employment-](https://data.oecd.org/emp/part-time-employment-rate.htm#indicator-chart)  
23 [rate.htm#indicator-chart](https://data.oecd.org/emp/part-time-employment-rate.htm#indicator-chart). Accessed April, 6th, 2017.  
24  
25  
26  
27 27. Chmiel C, Huber CA, Rosemann T, Zoller M, Eichler K, Sidler P, et al. Walk-ins seeking treatment at  
28 an emergency department or general practitioner out-of-hours service: a cross-sectional  
29 comparison. *BMC Health Serv Res* 2011;11:94.  
30  
31  
32  
33 28. Buja A, Toffanin R, Rigon S, Lion C, Sandona P, Carraro D, et al. What determines frequent  
34 attendance at out-of-hours primary care services? *Eur J Public Health* 2015;25:563-8.  
35  
36  
37  
38 29. Ajzen, I. The theory of planned behavior. *Organ Behav Hum Decis Process* 1991;50:179-211.  
39  
40  
41 30. Armitage CJ, Conner M. Efficacy of the theory of planned behaviour: a meta-analytic review. *Br J*  
42 *Soc Psychol* 2001;40:471-99.  
43  
44  
45 31. Nagai S. Predictors of help-seeking behavior: Distinction between help-seeking intentions and help-  
46 seeking behavior. *Jpn Psychol Res* 2015;57:313-22.  
47  
48  
49 32. Hansen EH, Hunskar S. Telephone triage by nurses in primary care out-of-hours services in  
50 Norway: an evaluation study based on written case scenarios. *BMJ Qual Saf* 2011;20:390-6.  
51  
52  
53  
54  
55  
56  
57  
58  
59  
60

- 1  
2  
3  
4 33. Giesen MJ, Keizer E, Van de Pol J, Knoben J, Wensing M, Giesen P. The impact of demand  
5 management strategies on parents' decision-making for out-of-hours primary care: findings from a  
6 survey in The Netherlands. *BMJ Open* 2017;7:e014605.  
7  
8  
9  
10  
11  
12  
13  
14  
15  
16  
17  
18  
19  
20  
21  
22  
23  
24  
25  
26  
27  
28  
29  
30  
31  
32  
33  
34  
35  
36  
37  
38  
39  
40  
41  
42  
43  
44  
45  
46  
47  
48  
49  
50  
51  
52  
53  
54  
55  
56  
57  
58  
59  
60

For peer review only



Description of individuals help seeking per case, stratified for age group and country (distribution of choices)

250x399mm (300 x 300 DPI)

## APPENDIX

### Questionnaire for children

*In the English versions of the questionnaires, we write out-of-hours primary care, emergency department, and 112 ambulance care in the answering categories. The wording was culturally adapted in the language-specific questionnaires to match the available services.*

### SITUATION DESCRIPTIONS

We present six fictive situations. Each of the situations describes an invented case including a health problem affecting your **child's** health occurring outside the office hours of your own GP. Please answer what action(s) you would most likely take in this situation at this moment.

We would like to know what you would choose to do in the given situation (i.e. which actions you would most likely take). You do not have to consider what would be the "right" thing to answer or what other people think you should do.

In the cases we refer to a specific age. We ask you to pretend that your son/daughter is of the age stated in the case.



**Case 1**

*Time:* Saturday at 3 PM.

*Situation:* Your 4-year-old child has had abdominal pain for two days, and the pain is increasing in severity. He has a fever (39.6°C). He has vomited twice today and has not eaten anything for the entire day. He will not drink much. He has a little bit of diarrhoea. You cannot comfort him by reading a book, and he does not want to play by himself.

**1. What would you do, at this moment? (Please give one or more answers)**

- Wait and see (no contact with a doctor or similar)
- Self-care (for example a pain killer)
- Ask your partner, a relative, or others for advice
- Check a medical reference book, the internet or an app (for example "Patienthåndbogen"/"Moet ik naar de dokter?")
- Contact own general practitioner the next working day
- Contact the out-of-hours primary care outside opening hours own GP
- Contact the emergency department
- Call 112 ambulance care
- Do something else *Please describe:* \_\_\_\_\_

**Case 2**

*Time:* Sunday evening at 4 PM.

*Situation:* Your 3-year-old child has a cold and has had red eyes with discharge since two days. He is also sniffing. The eye discharge is yellow, and the eye lids stick together slightly. He is watching television.

**2. What would you do, at this moment? (Please give one or more answers)**

- Wait and see (no contact with a doctor or similar)
- Self-care (for example rinse with boiled water)
- Ask your partner, a relative, or others for advice
- Check a medical reference book, the internet or an app (for example "Patienthåndbogen"/"Moet ik naar de dokter?")
- Contact your child's own general practitioner the next working day
- Contact the out-of-hours primary care outside opening hours own GP
- Contact the emergency department

- Call 112 ambulance care
- Do something else *Please describe:* \_\_\_\_\_

**Case 3**

*Time:* Saturday at 3 PM.

*Situation:* Your 15-month-old child has woken after his nap with a temperature of 39.8°C. He already seemed listless before his nap today. He has not vomited, has no diarrhoea and no skin rash. He wants to sit with you and watch television. He does not want to eat anything, but drinks small amounts of cold water.

**3. What would you do, at this moment? (Please give one or more answers)**

- Wait and see (no contact with a doctor or similar)
- Self-care (for example a pain killer)
- Ask your partner, a relative, or others for advice
- Check a medical reference book, the internet or an app (for example "Patienthåndbogen"/"Moet ik naar de dokter?")
- Contact your child's own general practitioner the next working day
- Contact the out-of-hours primary care outside opening hours own GP
- Contact the emergency department
- Call 112 ambulance care
- Do something else. *Please describe:* \_\_\_\_\_

**Case 4**

*Time:* Saturday at 3 PM.

*Situation:* Your 2-year-old child wakes up after his nap with red rash across arms, legs, chest and face. The rash is itching. He is alert, is playing as usual and has no other complaints and no fever.

**4. What would you do, at this moment? (Please give one or more answers)**

- Wait and see (no contact with a doctor or similar)
- Self-care
- Ask your partner, a relative, or others for advice
- Check a medical reference book, the internet or an app (for example "Patienthåndbogen"/"Moet ik naar de dokter?")
- Contact your child's own general practitioner the next working day

- 1  
2  
3  
4  
5  
6  
7  
8  
9  
10  
11
- Contact the out-of-hours primary care outside opening hours own GP
  - Contact the emergency department
  - Call 112 ambulance care
  - Do something else *Please describe:* \_\_\_\_\_

12  
13

#### Case 5

14  
15

*Time:* Thursday at 7 PM.

16  
17  
18  
19  
20

*Situation:* Your 8-month-old child has a fever. Last week, he had a common cold with a fever. He was also coughing. He seemed to recover, but now the fever has returned (temperature: 39.1°C). He does not drink a lot, and he is still coughing. Your child wants to sit with you all the time, but you cannot comfort him.

21  
22  
23

**5. What would you do, at this moment?** (*Please give one or more answers*)

- 24  
25  
26  
27  
28  
29  
30  
31  
32  
33  
34  
35  
36  
37  
38  
39  
40  
41  
42
- Wait and see (no contact with a doctor or similar)
  - Self-care (for example a pain killer)
  - Ask your partner, a relative, or others for advice
  - Check a medical reference book, the internet or an app (for example "Patienthåndbogen"/"Moet ik naar de dokter?")
  - Contact your child's own general practitioner the next working day
  - Contact the out-of-hours primary care outside opening hours own GP
  - Contact the emergency department
  - Call 112 ambulance care
  - Do something else *Please describe:* \_\_\_\_\_

43  
44

#### Case 6

45  
46

*Time:* Sunday at 5 PM.

47  
48  
49  
50  
51

*Situation:* For one day, your 2-year-old child has had red skin and fluid-filled blisters, mostly on the chest and belly. He is a bit warm (temperature: 38.1°C), complains of a sore throat and generally does not seem fit. He drinks and eats as usual and is as alert as usual.

52  
53

**6. What would you do, at this moment?** (*Please give one or more answers*)

- 54  
55  
56  
57  
58  
59  
60
- Wait and see (no contact with a doctor or similar)
  - Self-care (for example a pain killer)
  - Ask your partner, a relative, or others for advice

- Check a medical reference book, the internet or an app (for example “Patienthåndbogen”/”Moet ik naar de dokter?”)
- Contact your child’s own general practitioner the next working day
- Contact the out-of-hours primary care outside opening hours own GP
- Contact the emergency department
- Call 112 ambulance care
- Do something else *Please describe:* \_\_\_\_\_

**FACTORS AFFECTING DECISION-MAKING**

The next questions relate to general factors that may affect decision-making regarding health problems.

**7. We are interested in how you feel about the following statements. Read each statement carefully. Indicate how you feel about each statement. (Please mark one answer per statement)**

		Not at all true	Hardly true	Moderately true	Exactly true
1.	I can always manage to solve difficult problems if I try hard enough	<input type="radio"/>	<input type="radio"/>	<input type="radio"/>	<input type="radio"/>
2.	If someone opposes me, I can find the means and ways to get what I want	<input type="radio"/>	<input type="radio"/>	<input type="radio"/>	<input type="radio"/>
3.	It is easy for me to stick to my aims and accomplish my goals	<input type="radio"/>	<input type="radio"/>	<input type="radio"/>	<input type="radio"/>
4.	I am confident that I could deal efficiently with unexpected events	<input type="radio"/>	<input type="radio"/>	<input type="radio"/>	<input type="radio"/>
5.	Thanks to my resourcefulness, I know how to handle unforeseen situations	<input type="radio"/>	<input type="radio"/>	<input type="radio"/>	<input type="radio"/>
6.	I can solve most problems if I invest the necessary effort	<input type="radio"/>	<input type="radio"/>	<input type="radio"/>	<input type="radio"/>
7.	I can remain calm when facing difficulties because I can rely on my coping abilities	<input type="radio"/>	<input type="radio"/>	<input type="radio"/>	<input type="radio"/>
8.	When I am confronted with a problem, I can usually find several solutions	<input type="radio"/>	<input type="radio"/>	<input type="radio"/>	<input type="radio"/>
9.	If I am in trouble, I can usually think of a solution	<input type="radio"/>	<input type="radio"/>	<input type="radio"/>	<input type="radio"/>
10.	I can usually handle whatever comes my way	<input type="radio"/>	<input type="radio"/>	<input type="radio"/>	<input type="radio"/>

We used validated Danish, Dutch, and German versions of the Generalized Self-Efficacy scale, see <http://userpage.fu-berlin.de/health/selfscal.htm> (Schwarzer, R., & Jerusalem, M. (1995). Generalized Self-Efficacy scale. In J. Weinman, S. Wright, & M. Johnston, Measures in health psychology: A user’s portfolio. Causal and control beliefs (pp. 35- 37). Windsor, England: NFER-NELSON).

8. Over the last two weeks, how often have you been bothered by the following problems?

		Not at all	Several days	More than half the days	Nearly every day
1.	Feeling nervous, anxious or on edge	0	0	0	0
2.	Not being able to stop or control worrying	0	0	0	0

We used validate Danish, Dutch, and German versions of the Generalized Anxiety Disorder scale (GAD-2), see <http://www.phqscreeners.com/select-screener> (Kroenke K, Spitzer RL, Williams JB, Monahan PO, Lowe B. Anxiety disorders in primary care: prevalence, impairment, comorbidity, and detection. *Ann Intern Med.* 2007; 146: 317-25).

9. Do you have somebody to talk to if you have problems or you need support? (Please only mark one answer)

- No, never or almost never
- Yes, sometimes
- Yes, often
- Yes, always

We used two scales of the validated Health Literacy Questionnaire (HLQ). As the HLQ is copyrighted to Deakin University, publication of the items or scales is not permitted. (Osborne RH, Batterham RW, Elsworth GR, Hawkins M, Buchbinder R. The grounded psychometric development and initial validation of the Health Literacy Questionnaire (HLQ). *BMC Public Health.* 2013; 13: 658).

10. How severe would your child's medical problem have to be before you felt it was appropriate to contact ...? (Please mark one grade per row)

	Not severe										Very severe	Don't know
	0	1	2	3	4	5	6	7	8	9	10	
... your own GP	0	1	2	3	4	5	6	7	8	9	10	0
... OOH primary care	0	1	2	3	4	5	6	7	8	9	10	0
... 112	0	1	2	3	4	5	6	7	8	9	10	0

11. The following statements concern your considerations for contacting OOH-PC. Please answer to which degree you agree with each statement. (Please mark one answer per statement)

		Totally agree	Agree	Not agree and not disagree	Disagree	Totally disagree	Don't know
1.	The OOH primary care is intended for <u>all</u> medical problems (including non-urgent problems) that occur outside my GP's normal opening hours	<input type="radio"/>	<input type="radio"/>	<input type="radio"/>	<input type="radio"/>	<input type="radio"/>	<input type="radio"/>
2.	I can contact OOH primary care at any time, because it is financed by taxation (Denmark)/my insurance (the Netherlands)	<input type="radio"/>	<input type="radio"/>	<input type="radio"/>	<input type="radio"/>	<input type="radio"/>	<input type="radio"/>
3.	I feel more personal barriers in relation to contacting OOH primary care than contacting my own GP during daytime	<input type="radio"/>	<input type="radio"/>	<input type="radio"/>	<input type="radio"/>	<input type="radio"/>	<input type="radio"/>
4.	I carefully consider whether I should contact OOH primary care, because I do not want to disturb the health professionals	<input type="radio"/>	<input type="radio"/>	<input type="radio"/>	<input type="radio"/>	<input type="radio"/>	<input type="radio"/>

12. In the past year, how many times have you contacted the following health care providers regarding yourself and/or your children? (Please only mark one cross in each row – if you are unsure, please answer what you think is most accurate)

	Never	1	2	3	4	5 or more	Don't know/ not relevant
Own GP	<input type="radio"/>	<input type="radio"/>	<input type="radio"/>	<input type="radio"/>	<input type="radio"/>	<input type="radio"/>	<input type="radio"/>
OOH primary care	<input type="radio"/>	<input type="radio"/>	<input type="radio"/>	<input type="radio"/>	<input type="radio"/>	<input type="radio"/>	<input type="radio"/>
Emergency department	<input type="radio"/>	<input type="radio"/>	<input type="radio"/>	<input type="radio"/>	<input type="radio"/>	<input type="radio"/>	<input type="radio"/>
112	<input type="radio"/>	<input type="radio"/>	<input type="radio"/>	<input type="radio"/>	<input type="radio"/>	<input type="radio"/>	<input type="radio"/>

1  
2  
3  
4 **13. How satisfied are you in general with the following health care providers? (Please only mark one cross in**  
5  
6 *each row)*

	Very satisfied	Satisfied	Not satisfied, not satisfied	Dissatisfied	Very dissatisfied	Don't know	Not relevant/ no contact
Own GP	<input type="radio"/>	<input type="radio"/>	<input type="radio"/>	<input type="radio"/>	<input type="radio"/>	<input type="radio"/>	<input type="radio"/>
OOH primary care	<input type="radio"/>	<input type="radio"/>	<input type="radio"/>	<input type="radio"/>	<input type="radio"/>	<input type="radio"/>	<input type="radio"/>
Emergency department	<input type="radio"/>	<input type="radio"/>	<input type="radio"/>	<input type="radio"/>	<input type="radio"/>	<input type="radio"/>	<input type="radio"/>
112	<input type="radio"/>	<input type="radio"/>	<input type="radio"/>	<input type="radio"/>	<input type="radio"/>	<input type="radio"/>	<input type="radio"/>

21  
22  
23 **14. During the last two years, have you experienced practical problems in contacting your own GP during day**  
24 **time, due to ... (Please only mark one cross in each row)**

	No problems	Yes, few problems	Yes, some problems	Yes, many problems	Don't know	Not relevant
... your own working hours or private appointments?	<input type="radio"/>	<input type="radio"/>	<input type="radio"/>	<input type="radio"/>	<input type="radio"/>	<input type="radio"/>
... your GPs telephone accessibility?	<input type="radio"/>	<input type="radio"/>	<input type="radio"/>	<input type="radio"/>	<input type="radio"/>	<input type="radio"/>
...the possibility to make a telephone appointment with your GP?	<input type="radio"/>	<input type="radio"/>	<input type="radio"/>	<input type="radio"/>	<input type="radio"/>	<input type="radio"/>
... your GPs availability for a clinic appointment?	<input type="radio"/>	<input type="radio"/>	<input type="radio"/>	<input type="radio"/>	<input type="radio"/>	<input type="radio"/>
...the accessibility to your own GP practice by website (i.e. making a appointment, repeat prescription, asking questions)?	<input type="radio"/>	<input type="radio"/>	<input type="radio"/>	<input type="radio"/>	<input type="radio"/>	<input type="radio"/>

45  
46 **15. What is the expected travel time from your home to the nearest OOH primary care, using your usual means**  
47 **of transport (public or private)? (Please only mark one answer)**

- 48  
49  Less than 15 minutes
- 50  
51  15 to 30 minutes
- 52  
53  30 to 60 minutes
- 54  
55  More than 60 minutes
- 56  
57  Don't know
- 58  
59  
60

**BACKGROUND INFORMATION****16. What is your age?**

Age: \_\_\_ years

*Question not in Dutch questionnaire as information was available directly from the consumer panel.***17. What is your sex?**

- Male
- Female

**18. Do you live together with another adult? (Please give one or more answers)**

- No
- Yes, with friend(s) or roommate(s)
- Yes, with adult child(ren)
- Yes, with wife/husband, partner
- Yes, with parent(s)
- Yes, in nursing home
- Yes, other. *Please describe:* \_\_\_\_\_

**19. How many children do you have (including children for whom you are sharing care)?**

Number of children: \_\_\_\_\_

**20. What is the age of your oldest and youngest child (in years and months - for children above 3 years, year is sufficient)**

Your oldest child: ..... years and ..... months

Your youngest child: ..... years and ..... months

**21. In general, how easily can you arrange day care for your child in case of illness? (Please only mark one answer) (Only in questionnaire for parents)**

- Very easily
- Easily
- With difficult
- Very great difficult
- Not relevant
- Don't know



1  
2  
3  
4 **22. In general, how would you describe your own health? (Please only mark one answer)**

- 5  
6  Very good  
7  
8  Good  
9  
10  Fair  
11  
12  Bad  
13  
14  Very bad

15 **23. In general, how would you describe your child's health? (Please only mark one answer)**

- 16  
17  Very good  
18  
19  Good  
20  
21  Fair  
22  
23  Bad  
24  
25  Very bad

26  
27 **24. What is the highest educational level that you have completed? (Please only mark one answer)**

- 28  
29  No education  
30  
31  Primary school  
32  
33  Lower secondary school  
34  
35  Higher secondary school  
36  
37  College – bachelor's degree  
38  
39  University – bachelor's degree  
40  
41  University – master's degree  
42  
43  PhD/doctoral  
44  
45  Other. Please describe: \_\_\_\_\_

46 *Answering categories were adjusted to the education system of each country.*

47 *Question not in Dutch questionnaire as information was available directly from the consumer panel.*

48  
49 **25. What is your current job position? (Please only mark one answer – in case more answers apply, please mark**  
50 *the most accurate answer)*

- 51  
52  Employed  
53  
54  Unemployed  
55  
56  Pre-pension/ pension  
57  
58  Care for family and household  
59  
60  Leave

- 1  
2  
3  
4     Disabled  
5  
6     Student  
7  
8     Other. *Please describe:* \_\_\_\_\_

9    *Question not in Dutch questionnaire as information was available directly from the consumer panel.*

10  
11  
12 **26. From which country of birth are you and your parents? (Please only mark one cross in each row)**

	Denmark/The Netherlands	Other, please write the country
You	<input type="radio"/>	<input type="radio"/> _____
Your mother	<input type="radio"/>	<input type="radio"/> _____
Your father	<input type="radio"/>	<input type="radio"/> _____

13  
14  
15  
16  
17  
18  
19  
20  
21  
22 **27. Do you have a medical education? (Please only mark one answer)**

- 23  
24     No  
25  
26     Yes, I am a doctor  
27  
28     Yes, I am a nurse  
29  
30     Yes, I have had another medical education. *Please describe:* \_\_\_\_\_

31  
32  
33 **28. Do you use healthcare applications (apps) or the Internet (e.g. 'Google search') when you experience a health problem? (Please only mark one answer)**

- 34  
35     Often  
36  
37     Sometimes  
38  
39     Rarely  
40  
41     Never                      → skip question 29  
42  
43     Don't know                → skip question 29

44  
45  
46 **29. In general, does using apps or the Internet (e.g. 'Google search') influence your need to contact healthcare professionals when you experience a health problem? (Please only mark one answer)**

- 47  
48     No  
49  
50     Yes, it mostly increases my need to contact  
51  
52     Yes, it sometimes increases and sometimes decrease my need to contact  
53  
54     Yes, it mostly decreases my need to contact  
55  
56     Don't know  
57  
58  
59  
60

1  
2  
3  
4  
5  
6  
7  
8  
9  
10  
11  
12  
13  
14  
15  
16  
17  
18  
19  
20  
21  
22  
23  
24  
25  
26  
27  
28  
29  
30  
31  
32  
33  
34  
35  
36  
37  
38  
39  
40  
41  
42  
43  
44  
45  
46  
47  
48  
49  
50  
51  
52  
53  
54  
55  
56  
57  
58  
59  
60

**COMMENTS**

You are welcome to write your comments on the questionnaire here:

---

---

---

For peer review only

## Questionnaire for adults

*In the English versions of the questionnaires, we write out-of-hours primary care, emergency department, and 112 ambulance care in the answering categories. Wording is adjusted in the language specific questionnaires to match the available services.*

### SITUATION DESCRIPTIONS

We present six fictive situations. Each of the situations describes an invented case including a health problem affecting your health occurring outside the office hours of your own GP. Please answer what action(s) you would most likely take in this situation at this moment.

We would like to know what you would choose to do in the given situation (i.e. which actions you would most likely take). You do not have to consider what would be the “right” thing to answer or what other people think you should do.

1  
2  
3  
4  
5  
6  
7  
8  
9  
10  
11  
12  
13  
14  
15  
16  
17  
18  
19  
20  
21  
22  
23  
24  
25  
26  
27  
28  
29  
30  
31  
32  
33  
34  
35  
36  
37  
38  
39  
40  
41  
42  
43  
44  
45  
46  
47  
48  
49  
50  
51  
52  
53  
54  
55  
56  
57  
58  
59  
60

**Case 1**

*Time:* Sunday at 3 PM.

*Situation:* When you woke up this morning, your left leg was swollen and painful. The leg has a warm, red and painful area with a 10 cm diameter. You do not feel well. You are not sure whether you have a fever. You did not hit your leg.

**1. What would you do, at this moment? (Please give one or more answers)**

- Wait and see (no contact with a doctor or similar)
- Self-care (for example a pain killer)
- Ask your partner, a relative, or others for advice
- Check a medical reference book, the internet or an app (for example "Patienthåndbogen"/"Moet ik naar de dokter?")
- Contact own general practitioner the next working day
- Contact the out-of-hours primary care outside opening hours own GP
- Contact the emergency department
- Call 112 ambulance care
- Do something else *Please describe:* \_\_\_\_\_

**Case 2**

*Time:* Monday at 8 PM.

*Situation:* You have been suffering from a severe stomach ache that started suddenly two hours ago; something you have never had before. The pain seems to be localised in your upper stomach, radiating towards your shoulder blades. You have an urge to move around a lot, and you feel nauseous, but you do not vomit. You have had normal defecation patterns all day.

**2. What would you do, at this moment? (Please give one or more answers)**

- Wait and see (no contact with a doctor or similar)
- Self-care (for example a pain killer)
- Ask your partner, a relative, or others for advice
- Check a medical reference book, the internet or an app (for example "Patienthåndbogen"/"Moet ik naar de dokter?")
- Contact own general practitioner the next working day
- Contact the out-of-hours primary care outside opening hours own GP
- Contact the emergency department

- Call 112 ambulance care
- Do something else *Please describe:* \_\_\_\_\_

**Case 3**

*Time:* Wednesday at 6 PM.

*Situation:* This morning you suddenly got a severe back pain when lifting a bag with groceries. The pain is continuously present in your lower back. The pain does radiate to your left buttocks, and it limits your movements. You have taken paracetamol (Panadol), but this does not relieve the pain.

**3. What would you do, at this moment? (Please give one or more answers)**

- Wait and see (no contact with a doctor or similar)
- Self-care (for example a pain killer)
- Ask your partner, a relative, or others for advice
- Check a medical reference book, the internet or an app (for example "Patienthåndbogen"/"Moet ik naar de dokter?")
- Contact own general practitioner the next working day
- Contact the out-of-hours primary care outside opening hours own GP
- Contact the emergency department
- Call 112 ambulance care
- Do something else *Please describe:* \_\_\_\_\_

**Case 4**

*Time:* Thursday at 7 PM.

*Situation:* You have been suffering from a severe sore throat for two days. You are also coughing slightly and feel feverish. You can take liquids, but swallowing is painful. You have to attend a wedding of a relative in two days.

**4. What would you do, at this moment? (Please give one or more answers)**

- Wait and see (no contact with a doctor or similar)
- Self-care (for example a pain killer)
- Ask your partner, a relative, or others for advice
- Check a medical reference book, the internet or an app (for example "Patienthåndbogen"/"Moet ik naar de dokter?")
- Contact own general practitioner the next working day

- 1  
2  
3  
4  
5  
6  
7  
8  
9  
10  
11  
12
- Contact the out-of-hours primary care outside opening hours own GP
  - Contact the emergency department
  - Call 112 ambulance care
  - Do something else *Please describe:* \_\_\_\_\_

13  
14  
15  
16  
17  
18  
19  
20  
21  
22

**Case 5**

*Time:* Wednesday at 7 PM.

*Situation:* You accidentally stepped on a piece of glass with your left foot 30 minutes ago. The piece of glass seems to have come out. The bleeding seems to have lessened. The wound is about 3 cm long and is 1-2 mm broad. Your tetanus vaccination is up to date.

23  
24  
25  
26  
27  
28  
29  
30  
31  
32

**5. What would you do, at this moment?** (*Please give one or more answers*)

- Wait and see (no contact with a doctor or similar)
- Self-care (for example put a plaster on)
- Ask your partner, a relative, or others for advice
- Check a medical reference book, the internet or an app (for example "Patienthåndbogen"/"Moet ik naar de dokter?")
- Contact own general practitioner the next working day
- Contact the out-of-hours primary care outside opening hours own GP
- Contact the emergency department
- Call 112 ambulance care
- Do something else *Please describe:* \_\_\_\_\_

33  
34  
35  
36  
37  
38  
39  
40  
41  
42  
43  
44  
45  
46  
47  
48  
49  
50  
51  
52

**Case 6**

*Time:* Saturday at 4 PM.

*Situation:* Your left foot was twisted yesterday when you were walking in the forest. Your left ankle was directly painful and swollen. Initially, you were able to walk on the injured foot, but now you are unable to even rest on it. Your left ankle is quite painful and seems swollen compared to the right one.

53  
54  
55  
56  
57  
58  
59  
60

**6. What would you do, at this moment?** (*Please give one or more answers*)

- Wait and see (no contact with a doctor or similar)
- Self-care (for example put ice on)
- Ask your partner, a relative, or others for advice

- Check a medical reference book, the internet or an app (for example “Patienthåndbogen”/”Moet ik naar de dokter?”)
- Contact own general practitioner the next working day
- Contact the out-of-hours primary care outside opening hours own GP
- Contact the emergency department
- Call 112 ambulance care
- Do something else *Please describe:* \_\_\_\_\_

**FACTORS AFFECTING DECISION-MAKING**

The next questions relate to general factors that may affect decision-making regarding health problems.

**7. We are interested in how you feel about the following statements. Read each statement carefully. Indicate how you feel about each statement. (Please mark one answer per statement)**

		Not at all true	Hardly true	Moderately true	Exactly true
1.	I can always manage to solve difficult problems if I try hard enough	<input type="radio"/>	<input type="radio"/>	<input type="radio"/>	<input type="radio"/>
2.	If someone opposes me, I can find the means and ways to get what I want	<input type="radio"/>	<input type="radio"/>	<input type="radio"/>	<input type="radio"/>
3.	It is easy for me to stick to my aims and accomplish my goals	<input type="radio"/>	<input type="radio"/>	<input type="radio"/>	<input type="radio"/>
4.	I am confident that I could deal efficiently with unexpected events	<input type="radio"/>	<input type="radio"/>	<input type="radio"/>	<input type="radio"/>
5.	Thanks to my resourcefulness, I know how to handle unforeseen situations	<input type="radio"/>	<input type="radio"/>	<input type="radio"/>	<input type="radio"/>
6.	I can solve most problems if I invest the necessary effort	<input type="radio"/>	<input type="radio"/>	<input type="radio"/>	<input type="radio"/>
7.	I can remain calm when facing difficulties because I can rely on my coping abilities	<input type="radio"/>	<input type="radio"/>	<input type="radio"/>	<input type="radio"/>
8.	When I am confronted with a problem, I can usually find several solutions	<input type="radio"/>	<input type="radio"/>	<input type="radio"/>	<input type="radio"/>
9.	If I am in trouble, I can usually think of a solution	<input type="radio"/>	<input type="radio"/>	<input type="radio"/>	<input type="radio"/>
10.	I can usually handle whatever comes my way	<input type="radio"/>	<input type="radio"/>	<input type="radio"/>	<input type="radio"/>

*We used validated Danish, Dutch, and German versions of the Generalized Self-Efficacy scale (Schwarzer, R., & Jerusalem, M. (1995). Generalized Self-Efficacy scale. In J. Weinman, S. Wright, & M. Johnston, Measures in health psychology: A user’s portfolio. Causal and control beliefs (pp. 35- 37). Windsor, England: NFER-NELSON).*



1  
2  
3  
4  
5  
6  
7  
8  
9  
10  
11  
12  
13  
14  
15  
16  
17  
18  
19  
20  
21  
22  
23  
24  
25  
26  
27  
28  
29  
30  
31  
32  
33  
34  
35  
36  
37  
38  
39  
40  
41  
42  
43  
44  
45  
46  
47  
48  
49  
50  
51  
52  
53  
54  
55  
56  
57  
58  
59  
60

8. Over the last two weeks, how often have you been bothered by the following problems?

		Not at all	Several days	More than half the days	Nearly every day
1.	Feeling nervous, anxious or on edge	<input type="radio"/>	<input type="radio"/>	<input type="radio"/>	<input type="radio"/>
2.	Not being able to stop or control worrying	<input type="radio"/>	<input type="radio"/>	<input type="radio"/>	<input type="radio"/>

We used validate Danish, Dutch, and German versions of the Generalized Anxiety Disorder scale (GAD-2), see <http://www.phqscreener.com/select-screener> (Kroenke K, Spitzer RL, Williams JB, Monahan PO, Lowe B. Anxiety disorders in primary care: prevalence, impairment, comorbidity, and detection. *Ann Intern Med.* 2007; 146: 317-25).

9. Do you have somebody to talk to if you have problems or you need support? (Please only mark one answer)

- No, never or almost never
- Yes, sometimes
- Yes, often
- Yes, mostly

We used two scales of the validated Health Literacy Questionnaire (HLQ). As the HLQ is copyrighted to Deakin University, publication of the items or scales is not permitted (Osborne RH, Batterham RW, Elsworth GR, Hawkins M, Buchbinder R. The grounded psychometric development and initial validation of the Health Literacy Questionnaire (HLQ). *BMC Public Health.* 2013; 13: 658).

10. How severe would your medical problem have to be before you felt it was appropriate to contact ...?

(Please mark one grade per row)

	Not severe										Very severe	Don't know
... your own GP	0	1	2	3	4	5	6	7	8	9	10	<input type="radio"/>
... OOH primary care	0	1	2	3	4	5	6	7	8	9	10	<input type="radio"/>
... 112	0	1	2	3	4	5	6	7	8	9	10	<input type="radio"/>

11. The following statements concern your considerations for contacting OOH-PC. Please answer to which degree you agree with each statement. (Please mark one answer per statement)

		Totally agree	Agree	Not agree and not disagree	Disagree	Totally disagree	Don't know
1.	The OOH primary care is intended for <u>all</u> medical problems (including non-urgent problems) that occur outside my GP's normal opening hours	<input type="radio"/>	<input type="radio"/>	<input type="radio"/>	<input type="radio"/>	<input type="radio"/>	<input type="radio"/>
2.	I can contact OOH primary care at any time, because it is financed by taxation (Denmark)/my insurance (the Netherlands, Switzerland)	<input type="radio"/>	<input type="radio"/>	<input type="radio"/>	<input type="radio"/>	<input type="radio"/>	<input type="radio"/>
3.	I feel more personal barriers in relation to contacting OOH primary care than contacting my own GP during daytime	<input type="radio"/>	<input type="radio"/>	<input type="radio"/>	<input type="radio"/>	<input type="radio"/>	<input type="radio"/>
4.	I carefully consider whether I should contact OOH primary care, because I do not want to disturb the health professionals	<input type="radio"/>	<input type="radio"/>	<input type="radio"/>	<input type="radio"/>	<input type="radio"/>	<input type="radio"/>

12. In the past year, how many times have you contacted the following health care providers regarding yourself and/or your children? (Please only mark one cross in each row– if you are unsure, please answer what you think is most accurate)

	Never	1	2	3	4	5 or more	Don't know/ not relevant
Own GP	<input type="radio"/>	<input type="radio"/>	<input type="radio"/>	<input type="radio"/>	<input type="radio"/>	<input type="radio"/>	<input type="radio"/>
OOH primary care	<input type="radio"/>	<input type="radio"/>	<input type="radio"/>	<input type="radio"/>	<input type="radio"/>	<input type="radio"/>	<input type="radio"/>
Emergency department	<input type="radio"/>	<input type="radio"/>	<input type="radio"/>	<input type="radio"/>	<input type="radio"/>	<input type="radio"/>	<input type="radio"/>
112	<input type="radio"/>	<input type="radio"/>	<input type="radio"/>	<input type="radio"/>	<input type="radio"/>	<input type="radio"/>	<input type="radio"/>

1  
2  
3  
4 **13. How satisfied are you in general with the following health care providers? (Please only mark one cross in**  
5  
6 *each row)*

	Very satisfied	Satisfied	Not satisfied, not satisfied	Dissatisfied	Very dissatisfied	Don't know	Not relevant/ no contact
Own GP	<input type="radio"/>	<input type="radio"/>	<input type="radio"/>	<input type="radio"/>	<input type="radio"/>	<input type="radio"/>	<input type="radio"/>
OOH primary care	<input type="radio"/>	<input type="radio"/>	<input type="radio"/>	<input type="radio"/>	<input type="radio"/>	<input type="radio"/>	<input type="radio"/>
Emergency department	<input type="radio"/>	<input type="radio"/>	<input type="radio"/>	<input type="radio"/>	<input type="radio"/>	<input type="radio"/>	<input type="radio"/>
112	<input type="radio"/>	<input type="radio"/>	<input type="radio"/>	<input type="radio"/>	<input type="radio"/>	<input type="radio"/>	<input type="radio"/>

21  
22 **14. During the last two years, have you experienced practical problems in contacting your own GP during day**  
23 **time, due to ... (Please only mark one cross in each row)**

	No problems	Yes, few problems	Yes, some problems	Yes, many problems	Don't know	Not relevant
... your own working hours or private appointments?	<input type="radio"/>	<input type="radio"/>	<input type="radio"/>	<input type="radio"/>	<input type="radio"/>	<input type="radio"/>
... your GPs telephone accessibility?	<input type="radio"/>	<input type="radio"/>	<input type="radio"/>	<input type="radio"/>	<input type="radio"/>	<input type="radio"/>
...the possibility to make a telephone appointment with your GP?	<input type="radio"/>	<input type="radio"/>	<input type="radio"/>	<input type="radio"/>	<input type="radio"/>	<input type="radio"/>
... your GPs availability for a clinic appointment?	<input type="radio"/>	<input type="radio"/>	<input type="radio"/>	<input type="radio"/>	<input type="radio"/>	<input type="radio"/>
...the accessibility to your own GP practice by website (i.e. making an appointment, repeat prescription, asking questions)?	<input type="radio"/>	<input type="radio"/>	<input type="radio"/>	<input type="radio"/>	<input type="radio"/>	<input type="radio"/>

43 **15. What is the expected travel time from your home to the nearest OOH primary care, using your usual means**  
44 **of transport (public or private)? (Please only mark one answer)**

- 45  
46  
47  Less than 15 minutes  
48  15 to 30 minutes  
49  30 to 60 minutes  
50  More than 60 minutes  
51  Don't know  
52  
53  
54  
55  
56  
57  
58  
59  
60

**BACKGROUND INFORMATION****16. What is your age?**

Age: \_\_\_ years

*Question not in Dutch questionnaire as information was available directly from the consumer panel.*

**17. What is your sex?**

- Male
- Female

*Question not in Dutch questionnaire as information was available directly from the consumer panel.*

**18. Do you live together with another adult? (Please give one or more answers)**

- No
- Yes, with friend(s) or roommate(s)
- Yes, with adult child(ren)
- Yes, with wife/husband, partner
- Yes, with parent(s)
- Yes, in nursing home
- Yes, other. *Please describe:* \_\_\_\_\_

**19. In general, how would you describe your own health? (Please only mark one answer)**

- Very good
- Good
- Fair
- Bad
- Very bad

**20. What is the highest educational level that you have completed? (Please only mark one answer)**

- No education
- Primary school
- Lower secondary school
- Higher secondary school
- College – bachelor's degree
- University – bachelor's degree
- University – master's degree

1  
2  
3  
4 ○ PhD/doctoral

5  
6 ○ Other. *Please describe:* \_\_\_\_\_

7  
8 *Answering categories were adjusted to the education system of each country.*

9  
10 *Question not in Dutch questionnaire as information was available directly from the consumer panel.*

11  
12 **21. What is your current job position?** (*Please only mark one answer - in case more answers apply, please mark*  
13 *the most accurate answer*)

14  
15 ○ Employed

16  
17 ○ Unemployed

18  
19 ○ Pre-pension/ pension

20  
21 ○ Care for family and household

22  
23 ○ Leave

24  
25 ○ Disabled

26  
27 ○ Student

28  
29 ○ Other. *Please describe:* \_\_\_\_\_

30  
31 *Question not in Dutch questionnaire as information was available directly from the consumer panel.*

32  
33 **22. From which country of birth are you and your parents?** (*Please only mark one cross in each row*)

	Denmark/The Netherlands/Switzerland	Other, please write the country
You	○	○ _____
Your mother	○	○ _____
Your father	○	○ _____

34  
35  
36  
37  
38  
39  
40  
41  
42 **23. Do you have a medical education?** (*Please only mark one answer*)

43  
44 ○ No

45  
46 ○ Yes, I am a doctor

47  
48 ○ Yes, I am a nurse

49  
50 ○ Yes, I have had another medical education. *Please describe:* \_\_\_\_\_

51  
52  
53 **24. Do you use healthcare applications (apps) or the Internet (e.g. 'Google search') when you experience a**  
54 **health problem?** (*Please only mark one answer*)

55  
56 ○ Often

57  
58 ○ Sometimes

- 1
- 2
- 3
- 4 ○ Rarely
- 5
- 6 ○ Never → skip question 25
- 7
- 8 ○ Don't know → skip question 25
- 9

10 **25. In general, does using apps or the Internet (e.g. 'Google search') influence your need to contact healthcare**  
11 **professionals when you experience a health problem?** *(Please only mark one answer)*

- 12 ○ No
- 13
- 14 ○ Yes, it mostly increases my need to contact
- 15
- 16 ○ Yes, it sometimes increases and sometimes decrease my need to contact
- 17
- 18 ○ Yes, it mostly decreases my need to contact
- 19
- 20 ○ Don't know
- 21
- 22 ○ Not relevant – rarely/never use this
- 23
- 24

25 *The Swiss questionnaire had four extra questions concerning ethnicity, being listed at a GP, and the insurance*  
26 *model.*

#### 30 **COMMENTS**

31 You are welcome to write your comments on the questionnaire here:

32 \_\_\_\_\_

33 \_\_\_\_\_

34 \_\_\_\_\_

35 \_\_\_\_\_

36 \_\_\_\_\_

37 \_\_\_\_\_

38 \_\_\_\_\_

**Table 1.** Description of background characteristics of Danish population per age group, for respondents and non-respondents

Age group	0-4 years		30-39 years		50-59 years	
	Respondents	Non-respondents	Respondents	Non-respondents	Respondents	Non-respondents
Age citizen (mean)	2.0 (1.9-2.1)	2.1 (1.9-2.2)	34.7 (34.5-35.0)	34.8 (34.6-35.0)	54.2 (54.0-54.5)	54.3 (54.0-54.5)
Gender citizen (%)						
- Male	50.3 (46.3-54.4)	51.8 (47.8-55.6)	38.0 (33.4-42.7)	55.2 (51.7-58.7)	45.0 (41.2-48.8)	54.6 (50.4-58.7)
- Female	49.7 (45.6-53.7)	48.2 (44.4-52.2)	62.0 (57.3-66.5)	44.8 (41.3-48.3)	55.1 (51.2-58.8)	45.4 (41.3-49.6)
Region citizen (%)						
- Capital	32.3 (28.6-36.3)	36.1 (32.5-40.0)	35.2 (30.8-39.8)	37.1 (33.8-40.6)	25.9 (22.7-29.4)	32.8 (29.0-36.8)
- Zealand	12.6 (10.1-15.6)	12.4 (10.1-15.2)	13.6 (10.6-17.5)	11.4 (9.4-13.9)	16.9 (14.2-20.0)	14.3 (11.6-17.5)
- South	20.3 (17.2-23.8)	20.2 (17.3-23.6)	18.2 (14.8-22.1)	20.3 (17.6-23.3)	22.9 (19.8-26.2)	21.6 (18.4-25.3)
- Central	23.6 (20.3-27.3)	23.1 (20.0-26.6)	24.9 (21.1-29.3)	20.9 (18.2-23.9)	23.5 (20.4-26.9)	20.7 (17.5-24.3)
- North	11.2 (8.9-14.0)	8.1 (6.2-10.5)	8.2 (5.9-11.2)	10.3 (8.3-12.6)	10.9 (8.7-13.5)	10.6 (8.3-13.5)

*Education level, ethnicity and living status were not available for the non-respondents. We checked the general population: respondents seem more slightly more often native and a bit higher educated.*

**Table 2.** Description of background characteristics of Dutch population per age group, for respondents and general population

Age group	0-4 years		30-39 years		50-59 years	
Characteristics	Respondents	General population <sup>1</sup>	Respondents	General population	Respondents	General population
Age citizen (mean)	1.7 (1.6-1.8)	2.0	34.8 (34.6-35.0)	34.5	54.6 (54.4-54.8)	54.4
Gender citizen (%)						
- Male	<i>Not available – only gender parent</i>	51.2 (51.1-51.3)	50.2 (46.1-54.2)	50.1 (50.0-50.2)	52.9 (49.0-56.8)	50.2 (50.1-50.2)
- Female		48.8 (48.7-48.9)	49.8 (45.8-53.9)	49.9 (49.8-50.0)	47.1 (43.2-51.0)	49.8 (50.0-50.0)
Region (%)						
- Groningen	3.1 (2.0-4.7)	3.1 (3.0-3.1)	3.4 (2.2-5.2)	3.2 (3.2-3.3)	3.6 (2.9-5.4)	3.3 (3.3-3.3)
- Friesland	3.7 (2.5-5.5)	3.7 (3.6-3.7)	2.5 (1.5-4.2)	3.4 (3.4-3.5)	3.5 (2.9-5.2)	3.8 (3.8-3.8)
- Drenthe	2.4 (1.5-4.0)	2.6 (2.5-2.6)	2.2 (1.3-3.7)	2.5 (2.4-2.5)	3.3 (2.7-5.0)	3.1 (3.0-3.1)
- Overijssel	6.9 (5.2-9.2)	7.0 (6.9-7.0)	7.4 (5.6-9.8)	6.6 (6.5-6.6)	7.0 (5.7-9.2)	6.5 (6.5-6.6)
- Gelderland	11.9 (9.6-14.7)	11.5 (11.5-11.6)	11.3 (9.0-14.1)	11.0 (11.0-11.0)	13.1 (10.7-16.0)	12.2 (12.2-12.3)
- Utrecht	9.0 (7.0-11.5)	8.4 (8.3-8.4)	9.6 (7.5-12.3)	8.1 (8.0-8.1)	6.5 (4.8-8.7)	7.1 (7.1-7.1)
- Noord-Holland	15.8 (13.1-18.9)	16.8 (16.7-16.9)	18.1 (15.2-21.4)	18.0 (18.0-18.1)	15.6 (13.0-18.7)	16.1 (16.0-16.1)
- Zuid-Holland	22.5 (19.4-26.0)	23.0 (22.9-23.1)	21.3 (18.2-24.8)	22.8 (22.7-22.8)	18.0 (15.2-21.2)	20.6 (20.5-20.6)
- Zeeland	1.9 (1.1-3.4)	2.1 (2.1-2.1)	1.9 (1.0-3.3)	2.0 (1.9-2.0)	2.5 (1.9-4.1)	2.3 (2.2-2.3)
- Flevoland	3.7 (2.5-5.5)	2.8 (2.8-2.9)	3.2 (2.1-5.0)	2.6 (2.6-2.6)	2.8 (1.9-4.5)	2.4 (2.4-2.5)
- Noord-Brabant	14.2 (11.6-17.1)	13.9 (13.8-14.0)	13.7 (11.1-16.7)	14.2 (14.2-14.3)	16.3 (13.6-19.4)	15.2 (15.1-15.2)
- Limburg	4.8 (3.4-6.8)	5.2 (5.1-5.2)	5.4 (3.8-7.5)	5.7 (5.7-5.7)	7.7 (5.9-10.1)	7.4 (7.4-7.4)

<sup>1</sup>Information was only available on children for the general population, whereas information on the respondents was on parent/care-giver, who was the decision maker and answered the questionnaire.



**Table 3.** Description of background characteristics of Swiss population per age group, for respondents and general population

Age group	30-40 years		50-60 years	
	Respondents <sup>1,2</sup>	General population <sup>3</sup>	Respondents	General population <sup>3</sup>
Age respondent (mean)	34.9 (34.7-35.2)	34.5	54.5 (54.2-54.7)	54.2
Gender respondent (%)				
- Male	42.3 (38.3-46.3)	50.3 (50.2-50.4)	48.1 (44.1-52.1)	50.4 (50.3-50.5)
- Female	57.7 (53.7-61.7)	49.7 (49.6-49.8)	51.9 (47.9-55.9)	49.6 (49.5-49.6)
Education level (%)		<b>(35-44 years)</b>		<b>(55-64 years)</b>
- Low	4.6 (3.2-6.6)	11.5	9.7 (7.6-12.4)	5.5
- Middle	59.4 (55.3-63.3)	42.5	66.1 (62.1-69.8)	2.4
- High	36.1 (32.3-40.0)	46.0	24.2 (20.9-27.8)	92.1
Ethnicity (%)				
- Native	64.0 (60.0-67.8)	62.8 (62.7-62.9)	70.3 (66.4-73.8)	80.0 (80.0-80.1)
- Immigrant	36.0 (32.2-40.0)	37.2 (37.1-37.3)	29.7 (26.2-33.6)	20.0 (19.9-20.0)

<sup>1</sup>ResponDi panel company; <sup>2</sup>Bilendi panel company; <sup>3</sup>According to the federal statistical office of Switzerland <https://www.bfs.admin.ch/bfs/en/home/statistics/population.html>

**STROBE 2007 (v4) Statement—Checklist of items that should be included in reports of *cross-sectional studies***

Section/Topic	Item #	Recommendation	Reported on page #
Title and abstract	1	(a) Indicate the study's design with a commonly used term in the title or the abstract	2
		(b) Provide in the abstract an informative and balanced summary of what was done and what was found	2
<b>Introduction</b>			
Background/rationale	2	Explain the scientific background and rationale for the investigation being reported	4
Objectives	3	State specific objectives, including any prespecified hypotheses	4
<b>Methods</b>			
Study design	4	Present key elements of study design early in the paper	4,5
Setting	5	Describe the setting, locations, and relevant dates, including periods of recruitment, exposure, follow-up, and data collection	5,6,9
Participants	6	(a) Give the eligibility criteria, and the sources and methods of selection of participants	4,5
Variables	7	Clearly define all outcomes, exposures, predictors, potential confounders, and effect modifiers. Give diagnostic criteria, if applicable	6
Data sources/ measurement	8*	For each variable of interest, give sources of data and details of methods of assessment (measurement). Describe comparability of assessment methods if there is more than one group	6
Bias	9	Describe any efforts to address potential sources of bias	5
Study size	10	Explain how the study size was arrived at	8
Quantitative variables	11	Explain how quantitative variables were handled in the analyses. If applicable, describe which groupings were chosen and why	9
Statistical methods	12	(a) Describe all statistical methods, including those used to control for confounding	9-10
		(b) Describe any methods used to examine subgroups and interactions	n.a.
		(c) Explain how missing data were addressed	n.a.
		(d) If applicable, describe analytical methods taking account of sampling strategy	n.a.
		(e) Describe any sensitivity analyses	n.a.
<b>Results</b>			

Participants	13*	(a) Report numbers of individuals at each stage of study—eg numbers potentially eligible, examined for eligibility, confirmed eligible, included in the study, completing follow-up, and analysed	10
		(b) Give reasons for non-participation at each stage	n.a.
		(c) Consider use of a flow diagram	n.a.
Descriptive data	14*	(a) Give characteristics of study participants (eg demographic, clinical, social) and information on exposures and potential confounders	10
		(b) Indicate number of participants with missing data for each variable of interest	10
Outcome data	15*	Report numbers of outcome events or summary measures	13
Main results	16	(a) Give unadjusted estimates and, if applicable, confounder-adjusted estimates and their precision (eg, 95% confidence interval). Make clear which confounders were adjusted for and why they were included	n.a.
		(b) Report category boundaries when continuous variables were categorized	n.a.
		(c) If relevant, consider translating estimates of relative risk into absolute risk for a meaningful time period	n.a.
Other analyses	17	Report other analyses done—eg analyses of subgroups and interactions, and sensitivity analyses	n.a.
<b>Discussion</b>			
Key results	18	Summarise key results with reference to study objectives	15
Limitations	19	Discuss limitations of the study, taking into account sources of potential bias or imprecision. Discuss both direction and magnitude of any potential bias	17-19
Interpretation	20	Give a cautious overall interpretation of results considering objectives, limitations, multiplicity of analyses, results from similar studies, and other relevant evidence	16,17
Generalisability	21	Discuss the generalisability (external validity) of the study results	16-19
<b>Other information</b>			
Funding	22	Give the source of funding and the role of the funders for the present study and, if applicable, for the original study on which the present article is based	19

\*Give information separately for cases and controls in case-control studies and, if applicable, for exposed and unexposed groups in cohort and cross-sectional studies.

**Note:** An Explanation and Elaboration article discusses each checklist item and gives methodological background and published examples of transparent reporting. The STROBE checklist is best used in conjunction with this article (freely available on the Web sites of PLoS Medicine at <http://www.plosmedicine.org/>, Annals of Internal Medicine at <http://www.annals.org/>, and Epidemiology at <http://www.epidem.com/>). Information on the STROBE Initiative is available at [www.strobe-statement.org](http://www.strobe-statement.org).