

BMJ Open Association between organisational and workplace cultures, and patient outcomes: systematic review

Jeffrey Braithwaite, Jessica Herkes, Kristiana Ludlow, Luke Testa, Gina Lamprell

To cite: Braithwaite J, Herkes J, Ludlow K, *et al.* Association between organisational and workplace cultures, and patient outcomes: systematic review. *BMJ Open* 2017;7:e017708. doi:10.1136/bmjopen-2017-017708

► Prepublication history and additional material for this paper are available online. To view, please visit the journal online (<http://dx.doi.org/10.1136/bmjopen-2017-017708>).

Received 15 May 2017

Revised 7 August 2017

Accepted 14 September 2017

ABSTRACT

Design and objectives Every organisation has a unique culture. There is a widely held view that a positive organisational culture is related to positive patient outcomes. Following the Preferred Reporting Items for Systematic Review and Meta-Analyses statement, we systematically reviewed and synthesised the evidence on the extent to which organisational and workplace cultures are associated with patient outcomes.

Setting A variety of healthcare facilities, including hospitals, general practices, pharmacies, military hospitals, aged care facilities, mental health and other healthcare contexts.

Participants The articles included were heterogeneous in terms of participants. This was expected as we allowed scope for wide-ranging health contexts to be included in the review.

Primary and secondary outcome measures Patient outcomes, inclusive of specific outcomes such as pain level, as well as broader outcomes such as patient experience.

Results The search strategy identified 2049 relevant articles. A review of abstracts using the inclusion criteria yielded 204 articles eligible for full-text review. Sixty-two articles were included in the final analysis. We assessed studies for risk of bias and quality of evidence. The majority of studies (84%) were from North America or Europe, and conducted in hospital settings (89%). They were largely quantitative (94%) and cross-sectional (81%). The review identified four interventional studies, and no randomised controlled trials, but many good quality social science studies. We found that overall, positive organisational and workplace cultures were consistently associated with a wide range of patient outcomes such as reduced mortality rates, falls, hospital acquired infections and increased patient satisfaction.

Conclusions Synthesised, although there was no level 1 evidence, our review found a consistently positive association held between culture and outcomes across multiple studies, settings and countries. This supports the argument in favour of activities that promote positive cultures in order to enhance outcomes in healthcare organisations.

INTRODUCTION

Among policy-makers, managers and clinicians, culture is a much-discussed construct. The discourse is often centred on normative

Strengths and limitations of this study

- This review found a consistent association between organisational and workplace culture, and patient outcomes across a variety of health settings; most included studies consisted of observational, cross-sectional studies conducted in hospitals.
- The high volume of included studies provides a solid foundation for readers to enhance their knowledge of organisational culture in healthcare.
- Most articles included in the final synthesis were rated as high quality, based on the Quality Assessment Tool.
- The broad scope of the review, including a wide-ranging search strategy, provided an overarching account of the research topic.
- Definitions and measurements of culture, environment and patient outcomes were highly variable across studies, which placed limits on the comparisons that could be drawn.

considerations, proposing that an effective, functional or productive culture is preferable to one that is ineffective, dysfunctional or even toxic.^{1,2} A healthier organisational or workplace culture is believed to be related to positive patient outcomes, such as reduced mortality and length of stay, increased quality of life and decreased pain level.^{3,4} However, no review has been conducted to weigh the evidence for such beliefs. We examined the extent to which this putative association between culture and patient outcomes holds in healthcare settings.

Across the literature, culture has been defined in numerous ways.^{4–10} Famously, Kroeber and Kluckhohn found 164 definitions of culture in 1952. Since then, there are most likely many more variations and definitional stances on the culture theme.¹¹ It is not easy to synthesise these different perspectives, but most experts would agree that culture signifies features of institutional life which are shared across a workplace or organisation, between the members, such as their cognitive beliefs, assumptions and attitudes;



CrossMark

Australian Institute of Health Innovation, Macquarie University, Macquarie Park, New South Wales, Australia

Correspondence to

Professor Jeffrey Braithwaite; jeffrey.braithwaite@mq.edu.au

Box 1 Definitions

Cohen's kappa

A statistic commonly used to measure inter-rater reliability, ie, the extent to which individual raters' scores agree with each other while accounting for chance agreement.³¹

Climate

Employees' perception of an organisational or workplace culture.²⁰ Climate and culture are terms often used interchangeably in the literature, without clear-cut boundaries.²⁰ For this purpose of this review, the concept of climate is encompassed in the definition of culture.

Environment

The structural, social and implicit characteristics of the context in which work is done.⁹⁸ For the purposes of this review, only cultural elements of workplace or organisational environment were considered, for example, cooperation and sense of cohesiveness between the work team. Structural characteristics such as nurse to patient ratios, and employee characteristics such as education, were not included in our definition of work environment.

Organisational culture

The values, behaviours, goals, attitudes, practices and beliefs shared across an entire organisation.⁹⁹

Patient outcomes

The downstream consequences of patient care. These can be positive (eg, satisfaction with care, reduced length of stay) or negative (eg, disability, hospital acquired infection).²⁰

Quality of care

Within a healthcare environment, there are many facets of quality of care. Types of care that can be assessed include the technical and judgement skill provided by the physician, and the interpersonal care received from healthcare professionals.¹⁰⁰

Quality of study

The extent that the study design and the manner in which it is executed are protective from bias and error.¹⁰¹

Risk of bias

The potential for a systematic deviation from facts; an error.¹⁰¹

Workplace culture

A specific type of subculture involving an identifiable grouping within an organisation. In healthcare, such a 'workplace' may be a unit, ward or department, or a professional group, eg, medicine or nursing.²⁵

and their activities, such as their behaviours, practices and interactions. These shared ways of thinking and behaving become normalised, and reflect what comes to be seen as legitimate and acceptable within the workplace or organisation. The cultural expressions also become taken for granted by members of the workplace or organisation. They are the normative, social and cognitive 'glue', which bind people within the culture together; culture, then, is 'the way people think around here' and 'the way things are done around here'.

Based on these conceptualisations, we define culture in a summarised way, as the sum of jointly held characteristics, values, thinking and behaviours of people in workplaces or organisations⁴ (for a list of key terms and

definitions, see box 1). For this systematic review, culture is classified in two ways. The first category concerns the *overarching culture of an organisation*, including consistent practices, beliefs and attitudes, for example, within a whole hospital, general practice group, aged care facility or other institutional setting.^{12 13} The second category relates to more localised cultural dimensions; *workplace cultures*, which are specific to group characteristics of the organisation, for example, those identifiable subcultures that manifest in wards, departments or within employee groups such as doctors, allied health professionals or nurses.^{8 14 15}

These definitions arise from, and are underpinned by, much conceptual work which has enriched the idea of culture and the way it manifests. Theoretically, there are multiple stances taken in conceptualising culture. One way is to think of culture as a composite, and enduring but relatively static phenomenon; a sort of concrete, tangible, matter-of-fact organisational variable. Here, it is a noun: *the culture*. Another way is to think of it as dynamic, emergent, longitudinal phenomenon, more a verb than a noun. This distinction is a deep one, springing from a social science perspective which asks whether phenomenon of this kind are a *being-realism* or a *becoming-realism*.¹⁶

Yet another theoretical distinction lies in whether culture is better understood with reference to shared *meanings* or shared *practices*. Scholars including Martin¹⁷ and Alvesson¹⁸ see that culture can be construed and understood theoretically in many different ways depending on the observers' interests, ideologies and interpretative or reflexive stance. All in all, theoretically we take the view that culture is a composite, complex construct which changes dynamically over time, but there are enduring behavioural and cognitive patterns to its manifestations in situ.^{7 19}

In this review, we aimed to investigate ways in which organisational and workplace cultures are associated with patient outcomes across a range of healthcare settings. On the basis of the foregoing,^{4 20 21} we formulated a hypothesis: *positive organisational and workplace cultures are related to positive patient outcomes and negative organisational and workplace cultures are related to negative patient outcomes*. By positive we mean a cohesive, supportive, collaborative, inclusive culture, and by negative, we mean the converse. We anticipated that this review would provide information for those, such as policy-makers, managers, clinicians, researchers and patient groups who seek to understand, shape or enhance healthcare cultures or subcultures. We expected that such an analysis would provide insights into the evidence for culture and subcultures, and recognise that cultures are deeply embedded in systems and settings in terms of their interacting agents, capacity to evolve and adapt and emergent behaviours.^{22 23}

METHODS

The review was carried out in accordance with the Preferred Reporting Items for Systematic Review

Table 1 Database search strategy: Ovid MEDLINE

Constructs	Search terms
Organisational culture/ workplace culture	work culture OR work place OR workplace OR work site OR worksite OR organi\$ation* culture OR service culture OR corporate culture OR work climate OR organi\$ation* climate OR service climate OR corporate climate OR work ethos OR organi\$ation* ethos OR service ethos OR corporate ethos OR work environment OR organi\$ation* environment OR service environment OR corporate environment
AND	
Patient outcomes	patient outcome* OR patient satisfaction OR health outcome* OR patient experience* OR mortality OR length of stay OR pain level OR cost of care OR functional abilit* OR patient knowledge OR quality of life OR impairment* OR disabilit* OR readmission rate* OR adverse event* OR medication error* OR patient fall* OR infection* OR decubitus ulcer*
AND	
Healthcare	health organi\$ation* OR hospital* OR health facilit* OR acute care OR primary care OR health OR healthcare OR health care OR health-care

* and \$ symbolise truncation.

and Meta-analyses statement.²⁴ A literature search of academic databases CINAHL, EMBASE, Ovid MEDLINE, Web of Science and PsycINFO, of studies published since the inception of the databases, was conducted in August 2016. The search strategy consisted of terms pertaining to patient outcomes, inclusive of specific outcomes such as decubitus ulcer and pain level, as well as broader terms such as quality of care and patient experience (see [table 1](#) for the search strategy, using Ovid MEDLINE as an example). The review was undertaken in accordance with a published study protocol, which provides more detailed information regarding information sources, the search strategy, data items and data synthesis (online supplementary file A).²⁵

Records and abstracts resulting from the database search were downloaded into an EndNote library and duplicates were removed. Pairs of authors (JH:GL; KL:LT) reviewed 5% of records to ensure the article retention process was consistent. Abstracts were assessed against the following inclusion criteria: English language, peer-reviewed journal articles consisting of empirical research conducted in healthcare settings. A broad definition of healthcare was adopted, encompassing settings including hospitals, general practices, pharmacies, military hospitals, aged care facilities, mental health and other healthcare settings. Articles were only included if they assessed the association between organisational or workplace culture, and patient outcomes. Articles that measured safety culture were included if other inclusion criteria were met, as safety culture is an important component of organisational culture.

Discrepancies in article retention were discussed until a consensus was reached, with JB acting as arbitrator in cases of ambiguous study suitability. JH, KL, GL and LT assessed the remaining abstracts against the inclusion criteria followed by a full-text analysis of included articles. Papers evaluating 'hospital performance' were eligible for inclusion if the measures concerned patient outcomes. Articles referring to measures of process interventions,

for example, 'adherence to guidelines' or 'medication administration error reporting' were excluded if they did not measure patient outcomes. Articles that only measured healthcare employees' *perceptions* of patient outcomes were excluded, as they were classified as a process rather than outcome measure. Only associations relevant to the hypothesis were included in the analysis.

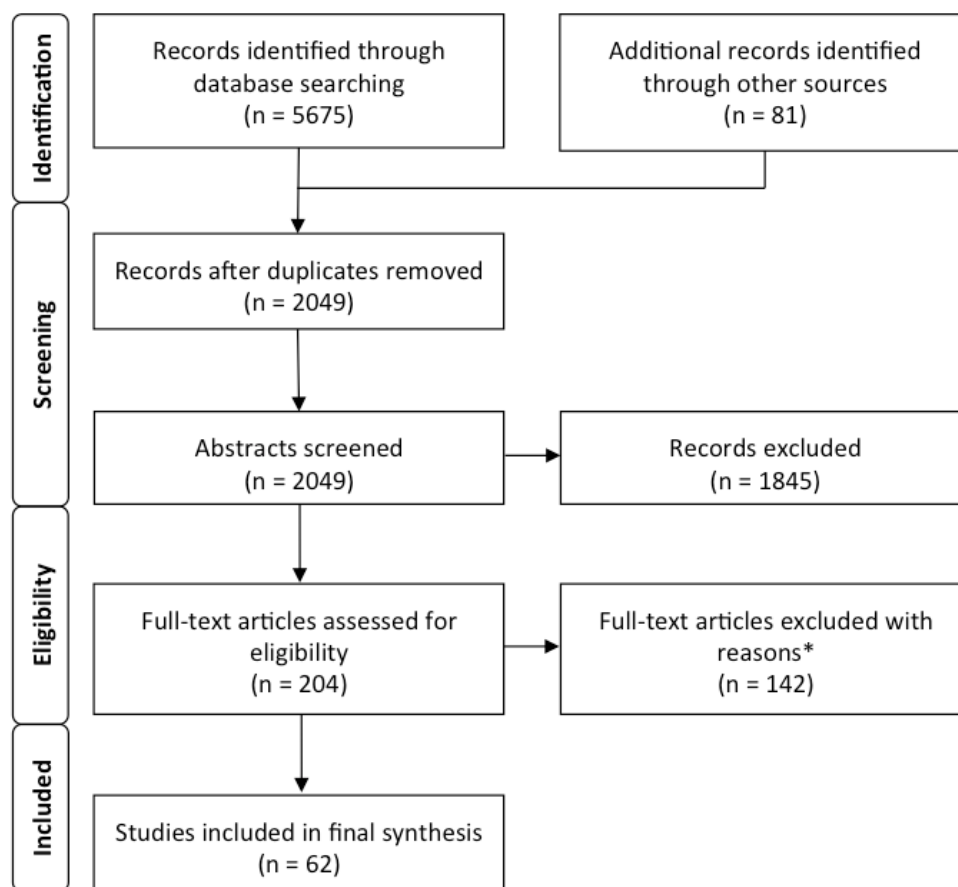
Included articles were summarised using a data extraction sheet (online supplementary file B).²⁶ Key information recorded included country, time frame of data collection, study type, aims, data collection methods, methodology, findings and implications. Bias of studies was assessed by JH and JB using a Risk of Bias Template (online supplementary file C), adapted from the Cochrane Handbook for Systematic Reviews, specifically the Cochrane Collaboration's tool for assessing risk of bias.²⁷ The quality of articles was assessed by JH, GL, KL and LT using the Quality Assessment Tool by Hawker *et al.*²⁸ Studies were analysed and synthesised according to direction of association and categorisation of patient outcomes.

RESULTS

Search strategy

The results of the search strategy are outlined in [figure 1](#). A total of 2049 relevant articles were identified. The Cohen's kappa for the 5% review of abstracts was 0.2966 (JH:GL) and 0.5032 (KL:LT). It is noted that Kappa Paradox 1 occurred in this instance, due to the prevalence of excluded articles decreasing the kappa value.^{29 30} This was taken into account through calculating the prevalence-adjusted bias-adjusted kappa, increasing the values to a strong (0.84) and moderate (0.76) level of agreement, respectively.³¹ Additionally, the prevalence index was calculated as 0.88 and 0.73 for the pairs of reviewers.

Two hundred and four abstracts met the inclusion criteria based on the complete review of abstracts. The full-text content review of these included articles resulted



*Legend

Reasons for exclusion	Number of studies [‡]
1 Languages other than English	1
2 Not a published, peer-reviewed article	5
3 Setting other than healthcare	1
4 Not primary empirical research	20
5 Does not investigate the <i>association</i> between organisational and workplace culture, and patient outcomes	85
6 Full text not available	37

[‡]The numbers of studies in this column exceeds the total number of excluded studies due to a proportion of studies being excluded for multiple reasons.

Figure 1 Search strategy.

in 62 articles included in the final analysis. A comprehensive table of included articles was generated by JH and edited by KL and LT (online supplementary file D).

Study characteristics

A summary of included study characteristics is provided in [table 2](#). The majority of studies employed quantitative methods. Only four studies comprised mixed methods, and no study involved purely qualitative methods. Most

Table 2 Descriptive characteristics of included studies

	Number (%)
Method	
Quantitative	58 (93.6)
Qualitative	0 (0.0)
Mixed	4 (6.5)
Study design	
Intervention	4 (6.5)
Observational	58 (93.6)
Cross-sectional	50 (80.7)
Longitudinal	10 (16.1)
Level of evidence	
1	0 (0.0)
Other	62 (100.0)
Setting	
Hospital	55 (88.7)
Aged care	4 (6.5)
Other	3 (4.8)
Country	
USA	36 (58.1)
Europe	11 (17.7)
Canada	5 (8.1)
Asia	4 (6.5)
Australia	2 (3.2)
Middle East	2 (3.2)
UK	2 (3.2)

studies were observational in nature, with only four intervention studies identified in the final analysis. Of the observational studies, most were classified as cross-sectional. Studies were more commonly conducted in a hospital context, and a US setting. No studies yielding level 1 evidence, that is, randomised controlled trials, were identified. The data obtained from the review was heterogeneous, in terms of participants and outcomes (clinically diverse), and in study design (methodologically diverse).³² Across the studies, organisational and workplace culture and environment were defined and measured in a non-standardised way. For example, some studies focused on broader hospital culture,^{33–41} while others assessed staff attitudes and values,^{42–45} or safety climate.^{46–56} The concept of patient outcomes was also diverse in nature, comprising a variety of specific and broader outcomes and conditions. Due to the heterogeneity of definitions, tools and variables, quantitative meta-analysis of data was of no value.⁵⁷

Risk of bias

The Cochrane Collaboration's tool for assessing risk of bias is designed for use in clinical trials. Our final collection of articles did not contain data from clinical trials, and therefore, the tool was deemed an inappropriate

method by which to assess risk of bias. A new way of assessing risk of bias was established (online supplementary file C) by adapting the Cochrane Handbook for Systematic Reviews' definitions of bias for applicability to quantitative and qualitative non-intervention studies.²⁷ Applying this tool, it was clear that all included articles sustained a risk of bias. It is suggested that classification of articles by quality, rather than exclusively by bias, is more appropriate for this class of review.

Quality assessment

Over 93% of included studies were observational (table 2). The Cochrane Handbook for Systematic Reviews suggests that observational studies rate as low quality in its Grades of Recommendation, Assessment, Development and Evaluation (GRADE) approach to assessing the quality of articles.⁵⁸ The Quality Assessment Tool by Hawker *et al*²⁸ was deemed more suitable for this review as it is designed to evaluate studies covering a variety of research paradigms. The tool developers, Hawker *et al*²⁸ gave detailed descriptions of what constituted a 'good' (four points), 'fair' (three points), 'poor' (two points) or 'very poor' (one point) article in each of the following nine categories: abstract and title; introduction and aims; method and data; sampling; data analysis; ethics and bias; findings/results; transferability/generalisability, and implications and usefulness, allowing for a potential maximum score of 36. Hawker *et al*²⁸ did not suggest cut-offs for classifying the total quality rating of the article, but this has been proposed by other researchers using the Quality Assessment Tool.²⁸ For example, the rule of thumb developed by Lorenc *et al*⁵⁹ suggests the following quality grading system: 'high quality' (30–36 points), 'medium quality' (24–29 points) and 'low quality' (9–24 points).⁵⁹ This recommendation was modified in the current systematic review where 'low quality' was classified as 9–23 points to reduce ambiguity. Quality scores ranged from 17 to 36 across the 62 included studies. Full details on quality scores are provided in table 3. Articles were classified as either high, medium or low quality based on these cut-off values. Quality scores are reported in online supplementary file D.

Overall findings

We found that organisational and workplace cultures were correlated with patient outcomes in over 90% of

Table 3 Methodological rigour and quality of included articles

Quality classification*	Points scored on the Hawker <i>et al</i> ²⁸ Quality Assessment Tool*	Number of articles classified in each section
High	30–36	39
Medium	24–29	21
Low	9–23	2

*Adapted from cut-off values determined by Lorenc *et al*.^{59 59}

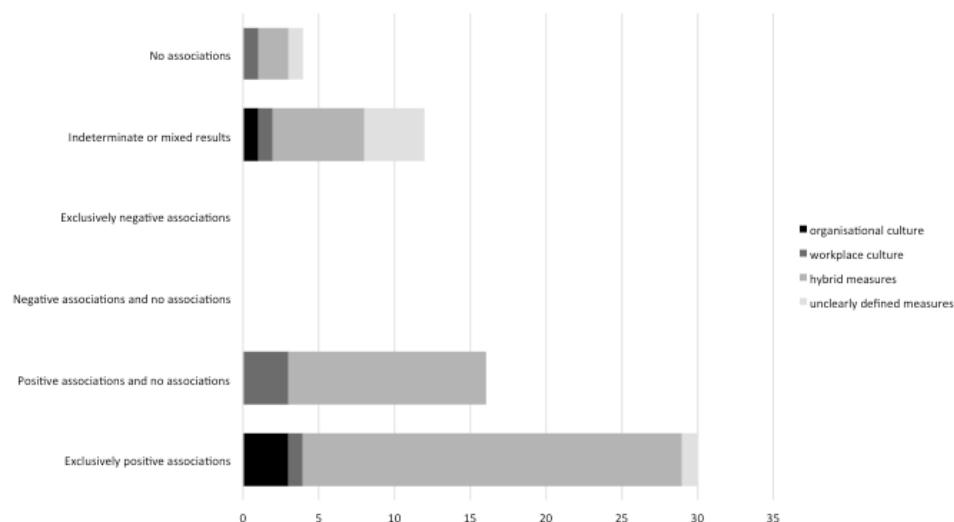


Figure 2 Categorisation of direction of studies (number of studies).

studies. The majority (74.2%) of associations were classified as ‘positive’, comprising exclusively positive associations (48.4%), or a mixture of positive associations and no associations in articles reporting multiple studies (25.8%) (Figure 2).

Culture was positively associated with a range of system-related patient outcomes. These comprised four broad, systems-based outcomes: mortality rates,^{50 51 60–66} failure to rescue,^{60 62 67} readmission rates^{47 54 68 69} and adverse events/medication errors.^{35 52 53 70–73} They also included well-being outcomes, notably, patient satisfaction,^{34 36 38 40 43 44 74–83} quality of life⁸⁴ and patient mood.⁸⁴ More specific clinical outcomes related to culture were pressure ulcers,^{35 49 85–88} falls,^{33 35 49 73 86 89} hospital acquired infections,^{35 42 46 87 90–92} depressive symptoms,⁹³ pulmonary embolism/deep vein thrombosis,⁴⁹ incontinence,⁸⁸ symptom burden at the end of life⁶³ and physical and mental health status⁵⁵ (Figure 3). Table 4 summarises all associations by outcome type. It should be noted that one of the articles that measured hospital-acquired infections as the outcome was low quality according to the Quality Assessment Tool, and only a handful were interventional or had a control group. However, this is not of primary importance in light of the plethora of high-quality studies yielding a positive result.

Articles showing no significant associations accounted for 8.1% of studies. Indeterminate or results comprising both positive and negative associations, made up 19.4% of the research. There were no studies presenting ‘negative’ associations (exclusively negative associations, or negative associations and no associations).

Positive associations

Almost three in four (74.2%) studies reported exclusively positive associations, or a mixture of positive associations and no associations, between culture and patient outcomes. For example, hospital-based cross-sectional

studies found patient mortality rates were nearly 48% lower in hospitals with better work environments,⁶⁵ and surgical mortality rates were >60% higher in hospitals with poor work environments.⁹⁴ Some studies moved beyond ‘better’ and ‘poor’ environments by evaluating *types* of culture positively associated with patient outcomes. For example, a ‘human relations’-type culture was also related to enhanced patient satisfaction.³⁶ Human relations involved focusing on flexibility and supporting internal resources, and embracing values associated with belonging, trust and cohesion.

Organisational and workplace cultures were also positively associated with patient outcomes in contexts other than hospitals. A study of aged care found that residents in facilities with less effective staff cohesion were at significantly greater risk of pressure ulcers and incontinence, compared with residents in facilities with more effective cohesion.⁸⁸ Depressive symptoms in residents were associated with two dimensions of organisational culture (proficiency and resistance), and three dimensions of climate (stress, engagement and functionality).⁹³ Companionate love culture (ie, feelings of affection, caring and compassion) in aged care facilities was positively correlated with patient mood, quality of life, satisfaction and fewer trips to the emergency room.⁸⁴ A single study of a community mental health organisation concluded that a positive organisational culture was a strong predictor of physical and mental health status improvements over time, but not changes in quality of life.⁵⁵ These findings collectively indicate the importance of a positive organisational and workplace culture for a wide variety of patient outcomes, across multiple settings.

A small group of articles reported a combination of positive associations and no associations between culture and patient outcomes. One paper found no correlation between culture or climate and risk-adjusted outcomes,

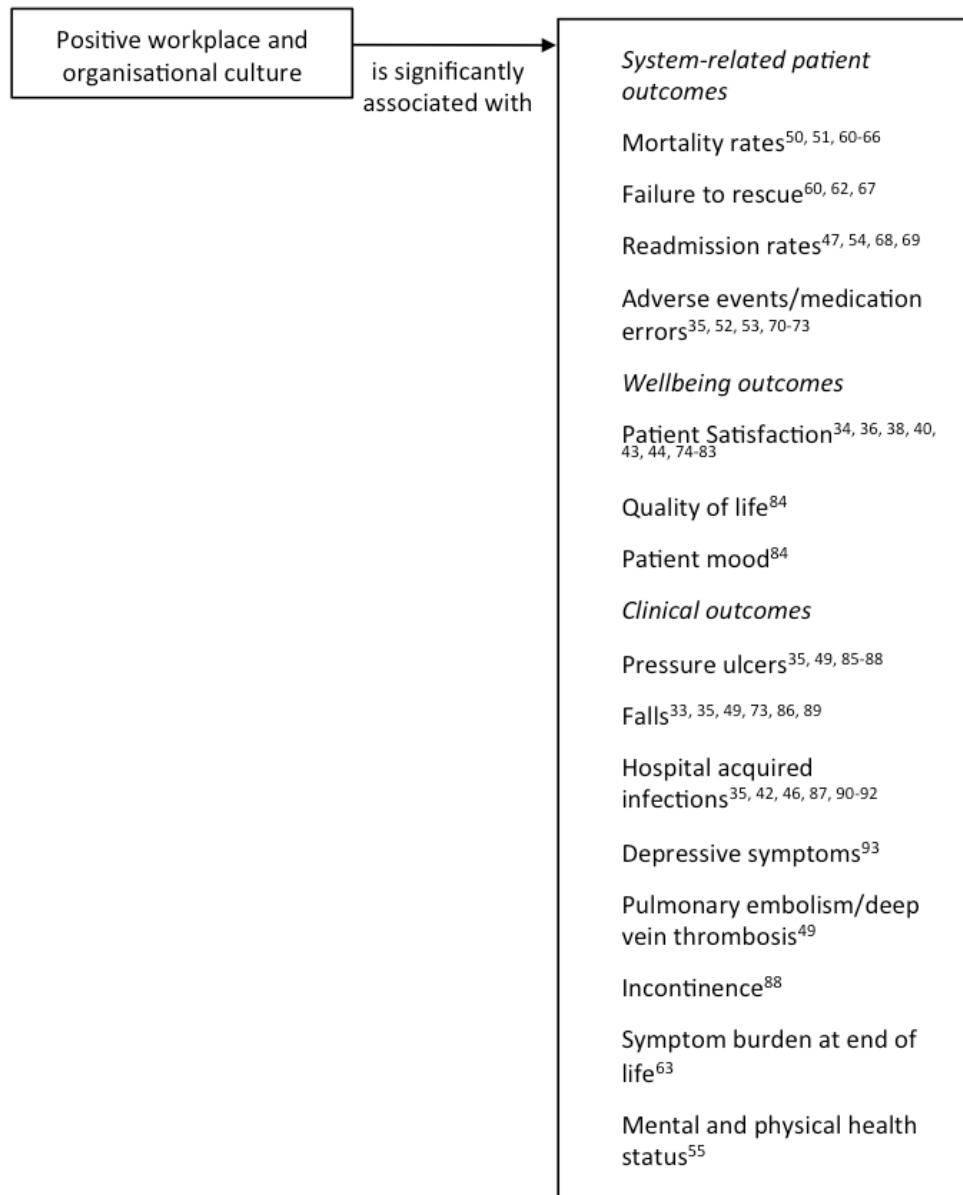


Figure 3 Key associations between culture and patient outcomes.

	System-related patient outcomes	Well-being outcomes	Clinical outcomes
Exclusively positive associations	15 (24.2)	13 (21.0)	5 (8.1)
Positive associations and no associations	8 (12.9)	6 (9.7)	8 (12.9)
No associations	2 (3.2)	3 (4.8)	1 (1.6)
Negative associations and no associations	0 (0.0)	0 (0.0)	0 (0.0)
Exclusively negative associations	0 (0.0)	0 (0.0)	0 (0.0)
Indeterminate or mixed results	8 (12.9)	4 (6.5)	5 (8.1)

however, teamwork, communication and collaboration was associated with risk-adjusted morbidity.⁵⁰ Another paper found that nurses' perceptions of work environment were significantly related to patient hospitalisation rates, but not with patient satisfaction.⁹⁵ Studies that reported mixed positive and no-association results have also been reported in aged care^{53 84} and mental health services.⁵⁵

No associations

Not all studies reported associations between culture and patient outcomes. A primary care-based cross-sectional study found no significant associations between team culture and haemoglobin A1c level, systolic blood pressure and total cholesterol levels in patients with type II diabetes mellitus.⁴⁵ Other studies, one of which was ranked as low quality, found no association between organisational or workplace culture and patient satisfaction,⁴⁸ performance indexes,³⁷ prescription errors, rates of adverse events and patient mortality rates.⁹⁶

Indeterminate studies

Over 17% of included articles reported indeterminate or mixed results. The 'indeterminate' category was used in cases where the classification of cultures as positive or negative could not be discerned. For example, higher scores on group culture measures, that is those that emphasised teamwork, cohesiveness and participation, were associated with significantly lower rates of survival without major morbidity, whereas in one study, higher scores on hierarchical culture measures were associated with higher rates of survival without major morbidity.⁶⁶ 'Mixed' refers to both positive and negative associations presented in the one paper. A study reported that intensive care units in which nurses perceived the culture as positive had higher rates of central line-associated bloodstream infections, but were 39% less likely to develop a catheter-associated urinary tract infection.⁸⁷ In another study with a relatively small sample size, patient falls with injury were positively related to a developmental culture. A developmental culture was one characterised by dynamic and innovative environments that value individual initiatives and growth. Patient falls with injury were negatively related to group culture, characterised by warm, caring environments that value tradition and loyalty.³³

Intervention studies

Our review included four intervention studies. A systematic review on culture and performance (rather than outcomes) completed in 2011, included only two interventions.⁴ A study in rural/small hospitals which implemented 12 nurse-friendly criteria to create a positive work environment observed positive changes in nurses' perception of their work environment and improvements in quality of care in participating hospitals postintervention.⁸⁶ A hospital-based intervention study to change organisational culture on frequency of staff handwashing did not improve rates of methicillin-resistant *Staphylococcus*

aureus in two hospitals, but rates of vancomycin-resistant enterococci were significantly reduced in the intervention hospital during implementation.⁹⁰ A prominent interventional study, the UK Safer Patients Initiative, indicated that while there was a small improvement in staff attitudes to organisational climate in intervention hospitals, the intervention had no significant effect on patient safety outcomes, measured by the proportion of prescription errors, rates of adverse events and mortality rates.⁹⁶ The fourth intervention study was based on a single hospital in Sweden. The study found that patients' perceptions of work environment were a significant predictor of patients' satisfaction with quality of care.⁷⁴

DISCUSSION

We synthesised a large literature with diverse variables which attempted to measure or study healthcare cultures, or intervene to create enhanced organisational and workplace cultures. Research was conducted across multiple healthcare settings, mostly hospitals, in a range of countries, chiefly North America, Europe and Australasia. The complexity of the synthesising task should not be underestimated in reviews of this kind (see also the work by Greenhalgh *et al* on synthesising research on diffusion of innovation⁹⁷). The studies we report on undertook work in complex systems and settings in which care is provided by a layered web of agents interacting dynamically across space and time, producing emergent outcomes.^{22 23} Cultures in such settings are hard to change, and resist simple, linear improvement strategies. The studies themselves involved nuanced choices in types of measures, multiple mechanisms for studying culture or intervening to improve it and variable ways of reporting their methods and results.

Despite the challenges in combining and assessing disparate research, we found confirmatory evidence for previous work,^{4 20 21} which suggested that there were positive linkages between cultures in healthcare settings and patient outcomes. In short, healthcare organisational and workplace cultures are related to patient outcomes in the way people have generally assumed they are, and in the positive direction our hypothesis suggested. Thus, we found sufficient evidence to support our hypothesis that there are ubiquitous links between our two culture types across multiple studies. In summary, positive cultures are consistently linked in many studies to better patient outcomes.

Study strengths and weaknesses

The number of included articles in this review compared with systematic reviews on other topics was relatively high, providing comprehensive coverage of the research topic. An overarching account of the association between organisational and workplace culture and patient outcomes was made possible by having a broad scope of review, including multiple types of healthcare settings, and considering patient outcomes as both an all-encompassing concept

as well as considering more specific outcomes. However, the broad scope poses a challenge, as there were inherent limitations whereby our core term, culture, was inconsistently defined or measured in the studies we reviewed. The heterogeneity of data complicated attempts to draw precise comparisons across studies, and conclusions. Nevertheless, we rigorously assessed bias and study quality, and the study results point in the same direction. It is important to note, notwithstanding our consistent result, that this review might be limited by the inherent risk of bias across studies, such as publication bias, whereby studies reporting significant results may be viewed more favourably for publication than those that do not.

Both types of culture—organisational, and workplace culture—were considered in this review. As [figure 2](#) shows, the majority of studies used hybrid measures of culture in which both organisational culture and workplace culture were examined, or the type of culture assessed was not clearly defined. Therefore, conclusions could not be drawn on whether organisational or workplace culture, taken individually, were more strongly associated with positive patient outcomes.

Our review aimed to consider and discuss articles across a variety of health settings, but most included studies were conducted in a hospital environment. We propose that more research is needed in other healthcare settings such as aged and community care. Only four studies employed interventional designs in testing out chosen associations, but many studies are high-quality social science articles. More rigorous intervention studies aimed at promoting change in organisational culture could provide valuable information on how improvements in organisational culture can affect outcomes for patients.

CONCLUSION

Studies examining culture are common. Fewer explore linkages between cultures and patient outcomes. There are no randomised controlled trials, and few intervention studies with strong designs are reported. The consistent trend for most studies is to find that positive cultures are related to better outcomes for patients. Better-quality studies, and those outside of hospitals, would provide confirming or disconfirming evidence for our synthesis.

Acknowledgements The authors would like to record their appreciation to Jeremy Cullis, Clinical Librarian, Macquarie University, for proving his expertise on the use of academic databases and for reviewing the search strategy. The authors would like to thank Ms Hsuen P Ting, Biostatistician, Australian Institute of Health Innovation, Macquarie University, for providing advice, and conducting the statistical analysis of the 5% library analyses. The authors would also like to thank Ms Elise McPherson, Research Assistant, Australian Institute of Health Innovation, Macquarie University, for providing word processing and logistical support.

Contributors JB led the study and provided a conceptualisation of the topic to the team, and acted as an arbitrator and adviser where necessary. JH, KL, GL and LT did the abstract and full-text reviews of the articles. All authors contributed to the writing of the drafts, and agree with the final version.

Funding This work is supported by NHMRC Programme Grant 1054146, NHMRC Partnership Centre in Health Systems Sustainability Grant 9100002 and other grants held by JB.

Competing interests None declared.

Provenance and peer review Not commissioned; externally peer reviewed.

Data sharing statement No additional data available.

Author note Any minor adjustments to the protocol have been documented in this systematic review.

Open Access This is an Open Access article distributed in accordance with the Creative Commons Attribution Non Commercial (CC BY-NC 4.0) license, which permits others to distribute, remix, adapt, build upon this work non-commercially, and license their derivative works on different terms, provided the original work is properly cited and the use is non-commercial. See: <http://creativecommons.org/licenses/by-nc/4.0/>

© Article author(s) (or their employer(s) unless otherwise stated in the text of the article) 2017. All rights reserved. No commercial use is permitted unless otherwise expressly granted.

REFERENCES

1. Napier AD, Ancarno C, Butler B, *et al*. Culture and health. *Lancet* 2014;384:1607–39.
2. Smircich L. Concepts of culture and organizational analysis. *Adm Sci Q* 1983;28:339–58.
3. Hesselink G, Vernooij-Dassen M, Pijnenborg L, *et al*. Organizational culture: an important context for addressing and improving hospital to community patient discharge. *Med Care* 2013;51:90–8.
4. Parmelli E, Flodgren G, Beyer F, *et al*. The effectiveness of strategies to change organisational culture to improve healthcare performance: a systematic review. *Implement Sci* 2011;6:1–8.
5. Scott T, Mannion R, Davies H, *et al*. The quantitative measurement of organizational culture in health care: a review of the available instruments. *Health Serv Res* 2003;38:923–45.
6. Mannion R, Davies H, Marshall M. *Cultures for performance in health care*. Buckingham, UK: Open University Press, 2005.
7. Braithwaite J, Westbrook MT, Iedema R, *et al*. A tale of two hospitals: assessing cultural landscapes and compositions. *Soc Sci Med* 2005;60:1149–62.
8. Braithwaite J, Hyde P, Pope C. *Culture and climate in Health Care Organizations*. Basingstoke, London, UK: Palgrave Macmillan, 2010.
9. Braithwaite J. A lasting legacy from Tony Blair? NHS culture change. *J R Soc Med* 2011;104:87–9.
10. Schein E. *Organizational culture and leadership*. San Francisco, CA: Jossey-Bass, 2004.
11. Kroeber AL, Kluckhohn C. *Culture: a critical review of concepts and definitions*. Cambridge, MA: Peabody Museum of American Archaeology and Ethnology, Harvard University, 1952.
12. Wagner C, Mannion R, Hammer A, *et al*. The associations between organizational culture, organizational structure and quality management in European hospitals. *Int J Qual Health Care* 2014;26(Suppl 1):74–80.
13. Ashkanasy NM, Wilderom CPM, Peterson MF. *Handbook of organizational culture and climate*. Thousand Oaks, CA: Sage, 2000.
14. Jacobs R, Mannion R, Davies HT, *et al*. The relationship between organizational culture and performance in acute hospitals. *Soc Sci Med* 2013;76:115–25.
15. Callen J, Braithwaite J, Westbrook JI. The importance of medical and nursing sub-cultures in the implementation of clinical information systems. *Methods Inf Med* 2009;48:196–202.
16. Chia R. The Problem of reflexivity in organizational research: towards a postmodern science of organization. *Organization* 1996;3:31–59.
17. Martin J. *Organizational culture: mapping the Terrain*. Thousand Oaks, CA: Sage Publications, 2002.
18. Alvesson M. *Understanding organizational culture*. London, UK: Sage Publications, 2002.
19. Braithwaite J, Mannion R. Managing change. In: Walshe K, Smith J, eds. *Healthcare management*. 2nd Edn. London, UK: Open University Press, 2011:429–51.
20. MacDavitt K, Chou SS, Stone PW. Organizational climate and health care outcomes. *Jt Comm J Qual Patient Saf* 2007;33(11 Suppl):45–56.
21. Scott T, Mannion R, Marshall M, *et al*. Does organisational culture influence health care performance? A review of the evidence. *J Health Serv Res Policy* 2003;8:105–17.
22. Plsek PE, Greenhalgh T. The challenge of complexity in health care. *BMJ* 2001;323:625–8.
23. Braithwaite J, Clay-Williams R, Nugus P, *et al*. Health care as a complex adaptive system. In: Hollbagel E, Braithwaite J, Wears R,

- eds. *Resilient health care*. Farnham, Surrey, UK: Ashgate Publishing Ltd, 2013:57–73.
24. Shamseer L, Moher D, Clarke M, *et al*. Preferred reporting items for systematic review and meta-analysis protocols (PRISMA-P) 2015: elaboration and explanation. *BMJ* 2015;349:g7647.
 25. Braithwaite J, Herkes J, Ludlow K, *et al*. Association between organisational and workplace cultures, and patient outcomes: systematic review protocol. *BMJ Open* 2016;6:e013758.
 26. Taylor N, Clay-Williams R, Hogden E, *et al*. High performing hospitals: a qualitative systematic review of associated factors and practical strategies for improvement. *BMC Health Serv Res* 2015;15:244.
 27. Higgins JPT, Altman DG, Sterne JAC. Chapter 8. Assessing risk of bias in included studies. In: *The Cochrane Collaboration*, 2011. www.handbook.cochrane.org
 28. Hawker S, Payne S, Kerr C, *et al*. Appraising the evidence: reviewing disparate data systematically. *Qual Health Res* 2002;12:1284–99.
 29. Byrt T, Bishop J, Carlin JB. Bias, prevalence and kappa. *J Clin Epidemiol* 1993;46:423–9.
 30. Feinstein AR, Cicchetti DV. High agreement but low kappa: I. The problems of two paradoxes. *J Clin Epidemiol* 1990;43:543–9.
 31. McHugh ML. Interrater reliability: the kappa statistic. *Biochem Med* 2012;22:276–82.
 32. Deeks JJ, Higgins JPT, Altman DG. Chapter 9: What is heterogeneity? In: *The Cochrane Collaboration*, 2011. www.handbook.cochrane.org
 33. Brewer BB. Relationships among teams, culture, safety, and cost outcomes. *West J Nurs Res* 2006;28:641–53.
 34. Coustasse A, Mains DA, Lykens K, *et al*. Organizational culture in a terminally ill hospital. *J Hosp Mark Public Relations* 2008;18:39–60.
 35. Dubois CA, D'amour D, Tchouaket E, *et al*. Associations of patient safety outcomes with models of nursing care organization at unit level in hospitals. *Int J Qual Health Care* 2013;25:110–7.
 36. Ancarani A, Di Mauro C, Giammanco MD, *et al*. Patient satisfaction, managers' climateorientation and organizational climate. *Int J Health Policy Manag* 2011;31:224–50.
 37. Nasirpour AA, Gohari MR, Moradi S. The relationship of centralization, organizational culture and performance indexes in teaching hospitals affiliated to Tehran University of Medical Sciences. *Acta Med Iran* 2010;48:326–31.
 38. Nowinski CJ, Becker SM, Reynolds KS, *et al*. The impact of converting to an electronic health record on organizational culture and quality improvement. *Int J Med Inform* 2007;76(Suppl 1):S174–83.
 39. Shortell SM, Jones RH, Rademaker AW, *et al*. Assessing the impact of total quality management and organizational culture on multiple outcomes of care for coronary artery bypass graft surgery patients. *Med Care* 2000;38:207–17.
 40. Zhou P, Bundorf K, Le Chang J, *et al*. Organizational culture and its relationship with hospital performance in public hospitals in China. *Health Serv Res* 2011;46:2139–60.
 41. Maben J, Adams M, Peccei R, *et al*. 'Poppets and parcels': the links between staff experience of work and acutely ill older peoples' experience of hospital care. *Int J Older People Nurs* 2012;7:83–94.
 42. Fedorowsky R, Peles-Bortz A, Masarwa S, *et al*. Carbapenem-resistant Enterobacteriaceae carriers in acute care hospitals and postacute-care facilities: the effect of organizational culture on staff attitudes, knowledge, practices, and infection acquisition rates. *Am J Infect Control* 2015;43:935–9.
 43. Saame I, Reino A, Vadi M. Organizational culture based on the example of an Estonian hospital. *J Health Organ Manag* 2011;25:526–48.
 44. Ancarani A, Di Mauro C, Giammanco MD. How are organisational climate models and patient satisfaction related? A competing value framework approach. *Soc Sci Med* 2009;69:1813–8.
 45. Bosch M, Dijkstra R, Wensing M, *et al*. Organizational culture, team climate and diabetes care in small office-based practices. *BMC Health Serv Res* 2008;8:180.
 46. Fan CJ, Pawlik TM, Daniels T, *et al*. Association of safety culture with surgical site infection outcomes. *J Am Coll Surg* 2016;222:122–8.
 47. Hansen LO, Williams MV, Singer SJ. Perceptions of hospital safety climate and incidence of readmission. *Health Serv Res* 2011;46:596–616.
 48. Ausserhofer D, Schubert M, Desmedt M, *et al*. The association of patient safety climate and nurse-related organizational factors with selected patient outcomes: a cross-sectional survey. *Int J Nurs Stud* 2013;50:240–52.
 49. Taylor JA, Dominici F, Agnew J, *et al*. Do nurse and patient injuries share common antecedents? An analysis of associations with safety climate and working conditions. *BMJ Qual Saf* 2012;21:101–11.
 50. Davenport DL, Henderson WG, Mosca CL, *et al*. Risk-adjusted morbidity in teaching hospitals correlates with reported levels of communication and collaboration on surgical teams but not with scale measures of teamwork climate, safety climate, or working conditions. *J Am Coll Surg* 2007;205:778–84.
 51. Kelly DM, Kutney-Lee A, McHugh MD, *et al*. Impact of critical care nursing on 30-day mortality of mechanically ventilated older adults. *Crit Care Med* 2014;42:1089–95.
 52. Mardon RE, Khanna K, Sorra J, *et al*. Exploring relationships between hospital patient safety culture and adverse events. *J Patient Saf* 2010;6:226–32.
 53. Singer S, Lin S, Falwell A, *et al*. Relationship of safety climate and safety performance in hospitals. *Health Serv Res* 2009;44:399–421.
 54. Ma C, McHugh MD, Aiken LH. Organization of hospital nursing and 30-day readmissions in medicare patients undergoing surgery. *Med Care* 2015;53:65–70.
 55. Morris A, Bloom JR, Kang S. Organizational and individual factors affecting consumer outcomes of care in mental health services. *Adm Policy Ment Health* 2007;34:243–53.
 56. Kutney-Lee A, Stimpfel AW, Sloane DM, *et al*. Changes in patient and nurse outcomes associated with magnet hospital recognition. *Med Care* 2015;53:550–7.
 57. Haidich AB. Meta-analysis in medical research. *Hippokratia* 2010;14(Suppl 1):29–37.
 58. Schünemann HJ, Oxman AD, Vist GE, *et al*. Chapter 12: Interpreting results and drawing conclusions. In: *The Cochrane Collaboration*, 2011. www.handbook.cochrane.org
 59. Lorenc T, Petticrew M, Whitehead M, *et al*. Appendix 5. Quality assessment for the systematic review of qualitative evidence. In: *Crime, fear of crime and mental health: synthesis of theory and systematic reviews of interventions and qualitative evidence*. Southampton, UK: NIHR Journals Library, 2014.
 60. Aiken LH, Buchan J, Ball J, *et al*. Transformative impact of magnet designation: England case study. *J Clin Nurs* 2008;17:3330–7.
 61. Bradley EH, Curry LA, Spatz ES, *et al*. Hospital strategies for reducing risk-standardized mortality rates in acute myocardial infarction. *Ann Intern Med* 2012;156:618–26.
 62. Kutney-Lee A, Brennan CW, Meterko M, *et al*. Organization of nursing and quality of care for veterans at the end of life. *J Pain Symptom Manage* 2015;49:570–7.
 63. Estabrooks CA, Hoben M, Poss JW, *et al*. Dying in a nursing home: treatable symptom burden and its link to modifiable features of work context. *J Am Med Dir Assoc* 2015;16:515–20.
 64. Aiken LH, Cimiotti JP, Sloane DM, *et al*. Effects of nurse staffing and nurse education on patient deaths in hospitals with different nurse work environments. *Med Care* 2011;49:1047–53.
 65. Cho E, Sloane DM, Kim EY, *et al*. Effects of nurse staffing, work environments, and education on patient mortality: an observational study. *Int J Nurs Stud* 2015;52:535–42.
 66. Mahl S, Lee SK, Baker GR, *et al*. The Association of organizational culture and quality improvement implementation with neonatal outcomes in the NICU. *J Pediatr Health Care* 2015;29:435–41.
 67. Aiken LH, Shang J, Xue Y, *et al*. Hospital use of agency-employed supplemental nurses and patient mortality and failure to rescue. *Health Serv Res* 2013;48:931–48.
 68. Carthon JM, Lasater KB, Sloane DM, *et al*. The quality of hospital work environments and missed nursing care is linked to heart failure readmissions: a cross-sectional study of US hospitals. *BMJ Qual Saf* 2015;24:255–63.
 69. McHugh MD, Ma C. Hospital nursing and 30-day readmissions among medicare patients with heart failure, acute myocardial infarction, and pneumonia. *Med Care* 2013;51:52–9.
 70. Weinberg DB, Avgar AC, Sugrue NM, *et al*. The importance of a high-performance work environment in hospitals. *Health Serv Res* 2013;48:319–32.
 71. Chang Y, Mark B. Effects of learning climate and registered nurse staffing on medication errors. *Nurs Res* 2011;60:32–9.
 72. Duffield C, Diers D, O'Brien-Pallas L, *et al*. Nursing staffing, nursing workload, the work environment and patient outcomes. *Appl Nurs Res* 2011;24:244–55.
 73. Prezerakos P, Galanis P, Moisoglou I. The work environment of haemodialysis nurses and its impact on patients' outcomes. *Int J Nurs Pract* 2015;21:132–40.
 74. Arnetz JE, Arnetz BB. The development and application of a patient satisfaction measurement system for hospital-wide quality improvement. *Int J Qual Health Care* 1996;8:555–66.

75. Tervo-Heikkinen T, Partanen P, Aalto P, *et al.* Nurses' work environment and nursing outcomes: a survey study among Finnish university hospital registered nurses. *Int J Nurs Pract* 2008;14:357–65.
76. Tzeng HM, Ketefian S, Redman RW. Relationship of nurses' assessment of organizational culture, job satisfaction, and patient satisfaction with nursing care. *Int J Nurs Stud* 2002;39:79–84.
77. Tei-Tominaga M, Sato F. Effect of nurses' work environment on patient satisfaction: a cross-sectional study of four hospitals in Japan. *Jpn J Nurs Sci* 2016;13:105–13.
78. Greenslade JH, Jimmieson NL. Organizational factors impacting on patient satisfaction: a cross sectional examination of service climate and linkages to nurses' effort and performance. *Int J Nurs Stud* 2011;48:1188–98.
79. Warren N, Hodgson M, Craig T, *et al.* Employee working conditions and healthcare system performance: the Veterans Health Administration experience. *J Occup Environ Med* 2007;49:417–29.
80. You LM, Aiken LH, Sloane DM, *et al.* Hospital nursing, care quality, and patient satisfaction: cross-sectional surveys of nurses and patients in hospitals in China and Europe. *Int J Nurs Stud* 2013;50:154–61.
81. Kutney-Lee A, McHugh MD, Sloane DM, *et al.* Nursing: a key to patient satisfaction. *Health Aff* 2009;28:w669–77.
82. Scotti DJ, Harmon J, Behson SJ. Links among high-performance work environment, service quality, and customer satisfaction: an extension to the healthcare sector. *J Healthc Manag* 2007;52:109–24.
83. Shortell SM, O'Brien JL, Carman JM, *et al.* Assessing the impact of continuous quality improvement/total quality management: concept versus implementation. *Health Serv Res* 1995;30:377–401.
84. Barsade SG, O'Neill OA. What's love got to do with it? a longitudinal study of the culture of companionate love and employee and client outcomes in a long-term care setting. *Adm Sci Q* 2014;59:551–98.
85. Ma C, Park SH. Hospital magnet status, unit work environment, and pressure ulcers. *J Nurs Scholarsh* 2015;47:565–73.
86. Meraviglia M, Grobe SJ, Tabone S, *et al.* Nurse-friendly hospital project: enhancing nurse retention and quality of care. *J Nurs Care Qual* 2008;23:305–13.
87. Stone PW, Mooney-Kane C, Larson EL, *et al.* Nurse working conditions and patient safety outcomes. *Med Care* 2007;45:571–8.
88. Temkin-Greener H, Cai S, Zheng NT, *et al.* Nursing home work environment and the risk of pressure ulcers and incontinence. *Health Serv Res* 2012;47:1179–200.
89. Purdy N, Spence Laschinger HK, Finegan J, *et al.* Effects of work environments on nurse and patient outcomes. *J Nurs Manag* 2010;18:901–13.
90. Larson EL, Early E, Cloonan P, *et al.* An organizational climate intervention associated with increased handwashing and decreased nosocomial infections. *Behav Med* 2000;26:14–22.
91. Virtanen M, Kurvinen T, Terho K, *et al.* Work hours, work stress, and collaboration among ward staff in relation to risk of hospital-associated infection among patients. *Med Care* 2009;47:310–8.
92. Borg MA, Waisfisz B, Frank U. Quantitative assessment of organizational culture within hospitals and its relevance to infection prevention and control strategies. *J Hosp Infect* 2015;90:75–7.
93. Cassie KM, Cassie WE. Organizational and individual conditions associated with depressive symptoms among nursing home residents over time. *Gerontologist* 2012;52:812–21.
94. Aiken LH, Clarke SP, Sloane DM, *et al.* Effects of hospital care environment on patient mortality and nurse outcomes. *J Nurs Adm* 2008;38:223–9.
95. Gardner JK, Thomas-Hawkins C, Fogg L, *et al.* The relationships between nurses' perceptions of the hemodialysis unit work environment and nurse turnover, patient satisfaction, and hospitalizations. *Nephrol Nurs J* 2007;34:271–82.
96. Benning A, Ghaleb M, Suokas A, *et al.* Large scale organisational intervention to improve patient safety in four UK hospitals: mixed method evaluation. *BMJ* 2011;342:d195.
97. Greenhalgh T, Robert G, Macfarlane F, *et al.* Diffusion of innovations in service organizations: systematic review and recommendations. *Milbank Q* 2004;82:581–629.
98. Gershon RR, Stone PW, Zeltser M, *et al.* Organizational climate and nurse health outcomes in the United States: a systematic review. *Ind Health* 2007;45:622–36.
99. Scott T, Mannion R, Davies HT, *et al.* Implementing culture change in health care: theory and practice. *Int J Qual Health Care* 2003;15:111–8.
100. Donabedian A. The quality of care. How can it be assessed? *JAMA* 1988;260:1743–8.
101. Viswanathan M, Ansari MT, Berkman ND, *et al.* *Assessing the risk of bias of individual studies in systematic reviews of health care intervention.* Rockville, MD: Agency for Healthcare Research and Quality Methods Guide for Comparative Effectiveness Reviews, 2012.