

# BMJ Open

## Assessment of Mental Health Literacy Using a Multifaceted Measure among a Chinese Rural Population

Journal:	<i>BMJ Open</i>
Manuscript ID:	bmjopen-2015-009054
Article Type:	Research
Date Submitted by the Author:	12-Jun-2015
Complete List of Authors:	Yu, Yu; School of Public Health, Central South University, Department of Social Medicine and Health Management Liu, Zi-wei; School of Public Health, Central South University, Department of Social Medicine and Health Management Hu, Mi; School of Public Health, Central South University, Department of Social Medicine and Health Management Liu, Xi-guang; School of Public Health, Central South University, Department of Social Medicine and Health Management Liu, Hui-ming; School of Public Health, Central South University, Department of Social Medicine and Health Management Yang, Joyce; University of Washington, Department of Psychology Zhou, Liang; School of Public Health, Central South University, Department of Social Medicine and Health Management Xiao, Shuiyuan; School of Public Health, Central South University, Department of Social Medicine and Health Management
<b>Primary Subject Heading</b>:	Mental health
Secondary Subject Heading:	Public health, Health services research, Epidemiology
Keywords:	MENTAL HEALTH, Anxiety disorders < PSYCHIATRY, Depression & mood disorders < PSYCHIATRY, PUBLIC HEALTH

SCHOLARONE™  
Manuscripts

1  
2  
3  
4 **Assessment of Mental Health Literacy Using a Multifaceted Measure**  
5  
6 **among a Chinese Rural Population**  
7  
8  
9

10  
11 **Authors' information:**  
12

13 **Yu Yu, MPH**

14  
15  
16 **Affiliation:** Department of Social Medicine and Health Management, School of  
17  
18 Public Health, Central South University, China  
19

20  
21 **Mailing address:** School of Public Health, Central South University, Upper  
22  
23  
24 Mayuanlin Road 238, Changsha, Hunan 410008, China  
25  
26  
27

28  
29 **Zi-wei Liu**

30  
31 **Affiliation:** Department of Social Medicine and Health Management, School of  
32  
33 Public Health, Central South University, China  
34

35  
36 **Mailing address:** School of Public Health, Central South University, Upper  
37  
38  
39 Mayuanlin Road 238, Changsha, Hunan 410008, China  
40  
41  
42

43  
44 **Mi Hu, MD**

45  
46 **Affiliation:** Department of Social Medicine and Health Management, School of  
47  
48 Public Health, Central South University, China  
49

50  
51 **Mailing address:** School of Public Health, Central South University, Upper  
52  
53  
54 Mayuanlin Road 238, Changsha, Hunan 410008, China  
55  
56  
57

**Xi-guang Liu**

**Affiliation:** Department of Social Medicine and Health Management, School of Public Health, Central South University, China;

**Mailing address:** School of Public Health, Central South University, Upper Mayuanlin Road 238, Changsha, Hunan 410008, China;

**Hui-ming Liu, PhD**

**Affiliation:** Department of Social Medicine and Health Management, School of Public Health, Central South University, China;

**Mailing address:** School of Public Health, Central South University, Upper Mayuanlin Road 238, Changsha, Hunan 410008, China;

**Joyce P. Yang, M.S.**

**Affiliation:** Department of Psychology, University of Washington, USA

**Mailing address:** 3909 Stevens Way NE, Box 351525, Seattle, WA 98195-1525

**Liang Zhou, MD**

**Affiliation:** Department of Social Medicine and Health Management, School of Public Health, Central South University, China

**Mailing address:** School of Public Health, Central South University, Upper Mayuanlin Road 238, Changsha, Hunan 410008, China

**Corresponding author's information:****Shui-yuan Xiao, MD****Affiliation:** Department of Social Medicine and Health Management, School of Public Health, Central South University, China**Mailing address:** School of Public Health, Central South University, Upper Mayuanlin Road 238, Changsha, Hunan 410008, China**Tel:** +86-(0)731-84805459**Fax:** 84805459**E-mail address:** [shuiyuanxiao1503@163.com](mailto:shuiyuanxiao1503@163.com)**Keywords:**

Mental health literacy . Depression. Anxiety. Rural. Chinese

**\*Word count:** 3447      **Tables:** 5      **Fig:** 1

## ABSTRACT

**Objectives:** Mental health literacy (MHL) refers to knowledge and beliefs about mental health disorders that aid in their recognition, management, or prevention. Past assessment of MHL was mainly vignette-based, which was disease-specific and absent of subscale, thus not reflecting a comprehensive picture of MHL. The present study aims to assess MHL using a standardized 20-item instrument developed by the Chinese Ministry of Health among a rural Chinese population.

**Methods:** A total of 2052 residents aged 18-60 selected from 8 naturalistic teams in Liuyang county completed the survey by face-to-face interviews. Participants completed the 20-item Mental Health Knowledge Questionnaire (MHKQ) along with the Self-Rated Health Measurement Scale (SRHMS), the Patient Health Questionnaire (PHQ-9) and the Generalized Anxiety Disorder Scale (GAD-7).

**Results:** Correct response rates for the 20 MHKQ items ranged from 19 to 94%, with a mean rate of 58%. Most people had inaccurate beliefs about the etiology of mental illness, thinking that mental illness was caused by ethically incorrect thinking (76.4%) or the arousal of violent emotions (72.7%). Less than a quarter of respondents had heard about the World Sleep Day, World Mental Health Day, and World Suicide Prevention Day. Younger age, higher education and higher income were associated with higher MHL, which in turn was associated with better physical, mental, and social health.

1  
2  
3  
4  
5  
6 **Conclusions:** MHL in the rural areas of Liuyang is lower than that reported in urban  
7  
8 areas of China. There is much room for improvement with regard to mental health  
9  
10 literacy promotion in rural areas of China. Younger age, higher education and higher  
11  
12 income are the three robust factors related to higher MHL, so cohort-specific  
13  
14 educational intervention efforts may be indicated.  
15  
16  
17  
18  
19  
20

### 21 **Article summary:**

#### 22 **Strengths**

- 23 ● Assessing population level mental health literacy (MHL) in rural China using a  
24  
25 multifaceted measurement tool---the mental health knowledge questionnaire  
26  
27 (MHKQ) instead of the western vignette.  
28  
29
- 30 ● Exploring the relationship between MHL and a range of health outcomes, which  
31  
32 is a substantially underdeveloped area in the research.  
33  
34  
35  
36  
37  
38

#### 39 **Limitations**

- 40 ● Lack of comprehensive psychometric testing of the MHKQ
- 41  
42 ● The Cross-sectional study design makes it impossible to determine causal  
43  
44 relationship.  
45  
46  
47  
48  
49  
50  
51  
52  
53  
54  
55  
56  
57  
58  
59  
60

## INTRODUCTION

Mental health literacy (MHL) refers to knowledge and beliefs about mental health disorders that aid in their recognition, management, or prevention [1]. First introduced in 1997 by Australian researchers Jorm and colleagues, this definition has now become a gold standard within research and practice on MHL [2]. According to Jorm et al., MHL includes seven key components: (1) the ability to recognise specific disorders; (2) knowledge of how to seek mental health information; (3) knowledge of risk factors of mental illness; (4) knowledge of causes of mental illness; (5) knowledge of self-treatments; (6) knowledge of professional help available; and (7) attitudes that promote recognition and appropriate help-seeking. Based on Jorm et al.'s definition, O'Connor et al. grouped the seven key components of MHL into recognition, knowledge of factors relating to mental health, and attitudes and beliefs about mental disorders [2]. Of the various aspects of mental health literacy, recognition of mental disorders is the most common attribute measured in MHL since it is the first step towards mental health literacy and forms a prerequisite for measurement of other attributes.

Ever since the definition of MHL was first proposed, the concept has drawn extensive attention to the public's low level of MHL, with growing evidence showing low recognition rate of common mental disorders among various populations in both developed and developing countries. For example, the recognition rate of depression

1  
2  
3  
4 is less than 50% among adolescents [3] and college students [4] in the US, and is only  
5  
6 11% among cancer patients and 25% among lay people in Japan [5]. One study  
7  
8 among Portuguese youth reported the recognition rate of schizophrenia or psychosis  
9  
10 as 42.17% and 22.21%, respectively [6], while another study amongst resettled Iraqi  
11  
12 refugees found that only 14.2% of participants recognized posttraumatic stress  
13  
14 disorder. Further investigation of the factors related to MHL has found that female  
15  
16 gender [7-9], higher education [10, 11], younger age [10-12] and being employed [11]  
17  
18 are associated with higher MHL. The importance of MHL in help-seeking behavior  
19  
20 has also been studied, with evidence indicating that lack of MHL is a main challenge  
21  
22 that patients and families face in seeking help [13, 14], especially in Asian cultures  
23  
24 where utilization of mental health services are lower across the board [15]. There is  
25  
26 also growing evidence showing that higher MHL is associated with better access to  
27  
28 and utilization of mental health services [16, 17]. Moreover, increasing MHL can  
29  
30 improve help-seeking behavior, the quality of mental health service and as a result,  
31  
32 patients' symptoms [18, 19].  
33  
34  
35  
36  
37  
38  
39  
40

41 Despite the rich and abundant research on MHL all over the world, it is  
42  
43 important to note that there are two major limitations in existing studies on MHL.  
44  
45

46 First, existing assessment of MHL mainly relies on a vignette interview approach,  
47  
48 which may not comprehensively reflect respondents' understanding of mental health.  
49

50 In the vignette interview approach, a vignette is presented that describes an individual  
51  
52 with a mental health difficulty and asks a series of questions related to participants'  
53  
54 understanding of what is "wrong" with the individual in the vignette [1, 20]. The  
55  
56  
57  
58  
59  
60



1  
2  
3  
4 vignette interview approach usually targets on one specific mental disorder without  
5  
6 reflecting understanding of the multifaceted concept of MHL, thus evaluation of MHL  
7  
8 based on the vignette interview approach may be incomplete. Besides, the vignette  
9  
10 interview approach does not provide for a total or subscale score to be generated, nor  
11  
12 would it allow for subscales to be included, making it impossible to make  
13  
14 individual-level comparisons on each specific attribute of the seven-component MHL  
15  
16 [2]. Moreover, the questions of the vignette are not independent, with the answer to  
17  
18 the first question forming the basis for the answers to the remaining questions, which  
19  
20 may not reflect the respondent's true knowledge of the aetiology and treatment of  
21  
22 mental disorders[2].  
23  
24  
25  
26  
27

28  
29 Second, most of previous research has focused on the current situation of MHL  
30  
31 and its association with demographics characteristics such as gender, age, education  
32  
33 and employment, without noticing the potential impact of MHL on a series of health  
34  
35 outcomes including physical, mental, and social health. Although improved MHL has  
36  
37 been proved to generate improved mental health at the individual level in two  
38  
39 intervention studies [21, 22], whether this could be translated into gains at the  
40  
41 population level remains to be answered [23]. Even less is known about the impact of  
42  
43 improved MHL on other domains of health such as physical and social health.  
44  
45  
46  
47  
48

49 In light of these gaps, in the current study we administered a 20-item instrument  
50  
51 developed by the Chinese Ministry of Health —the Mental Health Knowledge  
52  
53 Questionnaire (MHKQ) [24]—to assess MHL in a representative sample of rural  
54  
55 adults living in Liuyang City of Hunan Province, China. The MHKQ was used as a  
56  
57  
58  
59  
60

1  
2  
3  
4 nationwide golden standard to assess the public's MHL, after the issue of "2002-2010  
5  
6 China Mental Health Work Plan"[25] by the Ministry of Health, with the purpose of  
7  
8 increasing public's MHL to 50% by 2010. The present study aims to measure the  
9  
10 current level of MHL in the rural areas of Liuyang county in Hunan province, and to  
11  
12 explore its association with social-demographics and a series of health outcomes  
13  
14 including physical, mental, and social health.  
15  
16  
17  
18  
19  
20

## 21 **METHODS**

### 22 **Participants**

23  
24  
25 The target population were residents aged 18-60 who have lived in the rural areas of  
26  
27 Liuyang County, Hunan Province for over 6 months. The survey was conducted from  
28  
29 November 2010 to August. A multistage cluster-sampling method was adopted to  
30  
31 identify subjects (See Figure 1). Two towns (Gaoping and Yongan) were randomly  
32  
33 selected from 33 towns of Liuyang county, and then two villages were randomly  
34  
35 selected from each town, followed by two teams randomly selected from each village,  
36  
37 leading to a total sampling frame of 8 naturalistic teams. Those who were not living in  
38  
39 the areas during research period, those with difficulty in communication due to  
40  
41 serious physical or mental illness, and those who were cognitively impaired or  
42  
43 actively psychotic were excluded, leading to a final sample of 2052 residents.  
44  
45  
46  
47  
48  
49  
50

51 Interviewers visited each household and conducted face-to-face interview to each  
52  
53 eligible respondent after providing written informed consent. The total interview took  
54  
55 approximately 1 hour, and each household was reimbursed with small gifts such as  
56  
57  
58  
59  
60

1  
2  
3  
4 kitchen utensils (\$2). After respondents completed the survey, they were checked by a  
5  
6 quality control person to ensure that there were no inconsistencies or missing items.  
7

8  
9 Ethics approval was granted by the Institutional Review Board of the School of Public  
10  
11 Health of Central South University.  
12

### 13 14 15 16 **Instruments**

17  
18 MHKQ The Mental Health Knowledge Questionnaire (MHKQ) is a 20-item  
19  
20 self-report questionnaire developed by the Chinese Ministry of Health (MOH) in 2009  
21  
22 to assess public knowledge and awareness of mental health. The 20 items are shown  
23  
24 in Table 1, which cover various aspects of MHL including the characteristics of  
25  
26 mental illnesses (items 1, 3, 5, 8, 11, 13 and 14), causes of mental illnesses (items 2, 4,  
27  
28 12, 15 and 15), prevention of mental illnesses (items 6, 7, 9 and 10), and mental  
29  
30 health promotion activities (items 17-20). Items 1-16 are statements about mental  
31  
32 health that require respondents to choose "true", "false", or "unknown"; correct  
33  
34 responses are 'true' for items 1, 3, 5, 7, 8, 11, 12, 15 and 16, and 'false' for items 2, 4,  
35  
36 6, 9, 10 13 and 14. 1 point is given to each correct answer, with incorrect or unknown  
37  
38 responses receiving 0 point. Items 17-20 ask about whether the respondents have  
39  
40 heard of four mental health promotion days, with 1 or 0 points given to those  
41  
42 answering "yes" and "no", respectively. Past psychometric testing of the scale has  
43  
44 reported internal consistency (Cronbach's  $\alpha$  coefficients) ranging from 0.57 to 0.73  
45  
46 [10 11 26] and 2-week test-retest reliability as measured by intra-class correlation  
47  
48 coefficients being 0.68 [26]. The MHKQ used in the present study had a Cronbach's  $\alpha$   
49  
50  
51  
52  
53  
54  
55  
56  
57  
58  
59  
60

1  
2  
3  
4 coefficient of 0.61.  
5  
6  
7

8  
9 SRHMS The Self-Rated Health Measurement Scale (SRHMS) is a 48-item scale  
10 developed and revised by Xu et al.[27 28] to assess self-rated health in both  
11 hospitalized and general populations. It is a comprehensive scale measuring 9  
12 domains of health including physical symptoms and organ functions (B1), daily  
13 physical activities (B2), physical mobility (B3), psychological symptoms and negative  
14 emotions (M1), positive emotions (M2), cognitive function (M3), role activity and  
15 social adaptability (S1), social resource and social contact (S2), and social support  
16 (S3), which are grouped into three categories in the present study: physical health  
17 (BZT), mental health (MZT) and social health (SZT). Each item is rated on a 10-point  
18 scale from 1 = "extremely poor health" to 10 = "extremely good health". Items 4, 5, 7,  
19 24, 25, 26, 27, 28, 29, and 30 are reversed scored and a cumulative score is obtained  
20 by adding individual scores. The SRHMS has widespread use in China [27, 29, 30]  
21 and demonstrated good internal consistency in the current study, with a Cronbach's  $\alpha$   
22 coefficient of 0.91.  
23  
24  
25  
26  
27  
28  
29  
30  
31  
32  
33  
34  
35  
36  
37  
38  
39  
40  
41  
42  
43  
44  
45

46 PHQ-9 The Patient Health Questionnaire (PHQ-9) is one of the most widely used  
47 screening tool for depression for adults. The 9-item questionnaire was based on  
48 criteria for depressive disorders in the Diagnostic and Statistical Manual of Mental  
49 Disorders (DSM-IV)[31]. Respondents are asked whether they have been bothered by  
50 9 symptoms in the past two weeks on a 4-point Likert scale from 0 = "not at all," to 3  
51  
52  
53  
54  
55  
56  
57  
58  
59  
60

= "nearly every day", with higher scores indicating higher depression. A total score is calculated by adding the scores of each item and ranges from 0 to 27. The Chinese version of PHQ-9 has been well validated in multiple studies [32-34] and showed good internal consistency in the current study, with a Cronbach's  $\alpha$  coefficient of 0.81.

**GAD-7** The Generalized Anxiety Disorder Scale (GAD-7) is a 7-item self-report scale developed by Spitzer et al. [35] to assess symptoms of and screen for generalised anxiety disorder in primary care settings. Respondents are asked to choose how often they have been bothered by anxiety symptoms on a 4-point Likert scale from 0 = "not at all" to 3 = "nearly every day". A total score is calculated by adding the scores of each item and ranges from 0 to 21, with higher scores indicating higher anxiety. The GAD-7 has been widely used and well validated in both psychiatric settings [36] and general populations [37] and demonstrated good internal consistency in the current study with a Cronbach's  $\alpha$  coefficient of 0.88.

## Data analysis

Data were analyzed using STATA software version 12.0. Socio-demographic characteristics of the sample were examined using descriptive statistics. T-tests and ANOVA were used to compare the MHL score of respondents by gender, age, ethnicity, education, employment, income, marriage and religion, followed by a multiple linear regression to identify the characteristics of respondents that were independently related to the assessed level of MHL. The association between MHL

and self-rated mental health, physical health, social health, self-esteem, depression and anxiety were analyzed using *t*-test by grouping respondents into high MHL group and low literacy group using the median score of MHL as the cut-point.

## RESULTS

### Sample characteristics

A total of 2052 residents completed the questionnaires with a response rate of 95.1%, and their demographic characteristics were summarized in Table 1. The median age of the sample was 42 with a range of 18-59, there were more female (55.80%) than male (44.20%). Most of the sample were of Han ethnicity (99.5%), married (90.98%), and non-religious (90.01%), with low education (middle school and below: 84.75%). 61.11% of the sample were employed, and over two thirds had a monthly income of lower than 300 RMB.

Table 1 Socio-demographics of the sample (N=2052)<sup>\$</sup>

Characteristics		n	%
Gender	Male	907	44.20
	Female	1145	55.80
Age (years)	18-25	227	11.06
	26-35	344	16.76
	36-45	687	33.48
	46-60	794	38.69
Ethnicity	Han	2042	99.51
	Non-Han	10	0.49
Education	Primary school or lower	814	39.67
	Middle school	925	45.08
	High school and above	313	15.25
Employment	Unemployed	797	38.84
	Employed	1254	61.11
Income (RMB/Month/person)	150 or less	936	45.61
	151-300	475	23.15

	300 or greater	575	28.02
Marital Status	Never married	145	7.07
	Married/cohabiting	1867	90.98
	Divorced/separated/widowed	40	1.95
Religion	Yes	205	9.99
	No	1847	90.01

Abbreviation: RMB, Ren Ming Bi

<sup>§</sup> Some percentages don't add up to 100 due to missing values

### Correct response rate of the MHKQ

In this sample, the correct response rate of the 20 items ranged from 18.7 to 94.1%, with a mean correct response rate of 58.1%. The computed MHL score ranged from 0 to 20 and the mean (SD) value was 11.6 (2.9). Awareness rate of the four international festivals ranged from 18.7% to 56.8% with “International Day Against Drug Abuse and Illicit Trafficking” as the most widely recognized mental health promotion (56.8%). Less than one-quarter of respondents had heard about the World Sleep Day (20.3%), World Mental Health Day (24.5%), and World Suicide Prevention Day (18.7%). Of the 16 true-false questions, the items that were most likely to be answered correctly were Item 11 “An optimistic attitude towards life, good inter-personal relationships, and healthy living habits are helpful to maintain mental health” (94.1%), Item 5 “The main content of mental health includes normal intelligence, stable emotion, good mood, and harmonious inter-personal relationships” (87.9%), and Item 1 “Is mental health an integral part of health?” (87.2%). Items with the lowest correct response rates were Item 2 “Mental illnesses are caused by ethically (or politically) incorrect thinking” (23.59%), Item 4 “All the mental disorders are due to arousal of violent emotion” (27.34%), and Item 9 “Psychological/psychiatric



disorders can never be prevented” (41.81%). The correct response rate of each question was displayed in table 2.

Table 2. Correct response rate of MHKQ (N=2052)

Item	Question[correct response]	%
16 true-false questions		
11	Positive attitudes, good interpersonal relationships and a healthy life style can help maintain mental health. [true]	94.15
5	Components of mental health include normal intelligence, stable mood, a positive attitude, quality interpersonal relationships, and adaptability. [true]	87.87
1	Mental health is a component of health. [true]	87.23
7	Psychological or psychiatric services should be sought if one suspects the presence of psychological problems or a mental disorder. [true]	86.01
16	Mental problems or disorders may occur when an individual is under psychological stress or facing major life events (e.g. death of family members). [true]	79.68
8	Psychological problems can occur at almost any age. [true]	78.65
3	Many people have mental problems but do not realize it. [true]	76.27
15	Individuals with a bad temperament are more likely to have mental problems. [true]	74.12
13	Psychological problems in adolescents do not influence academic grades. [false]	72.86
12	Individuals with a family history of mental disorders are at a higher risk for psychological problems and mental disorders. [true]	63.99
6	Most mental disorders cannot be cured. [false]	54.04
10	Even for severe mental disorders (e.g. schizophrenia), medications should be taken for a given period of time only; there is no need to take them for a long time. [false]	48.15
14	Middle-aged or elderly individuals are unlikely to develop psychological problems and mental disorders. [false]	46.73
9	Mental disorders and psychological problems cannot be prevented. [false]	41.81
4	All mental disorders are caused by external stressors. [false]	27.34
2	Mental disorders are caused by incorrect thinking. [false]	23.59
4 mental health promotion activities		
18	Have you heard about the International Day against Drug Abuse and Illicit Drug Trafficking? [true]	56.77
17	Have you heard about International Mental Health Day? [true]	24.46
20	Have you heard about World Sleep Day? [true]	20.27
19	Have you heard about the International Suicide Prevention Day? [true]	18.71



## Association between social-demographics and MHL

The mean total score of the sample was  $11.63 \pm 2.9$ . Table 3 showed the mean MHKQ score for different demographic groups of subjects. There were statistically significant differences in the scores by age, education, employment, income, and marital status.

Univariate analyses showed that younger age, higher education, being employed, higher income, and being single is associated with higher mental health knowledge.

Subsequent multiple linear regression with all demographics factors included showed that age, education, and income were independently associated with MHL.

Participants with younger age, higher education and higher income had better MHL (table 4).

Table 3 Univariate analysis of the MHKQ score

Item	n	Mean score	T/F	<i>p</i>
Total	2052	11.63		
Gender				
Male	907	11.74		
Female	1145	11.54	1.58	0.11
Nationality				
Han	2042	11.62		
Non-han	10	12.8	-1.26	0.21
Age				
18-25	227	12.48		
26-35	344	12.54		
36-45	687	11.58		
46-60	794	11.01	29.97	<0.01
Education				
Primary school or less	814	10.45		
Middle school	925	12.06		
College and above	313	13.42	151.88	<0.01
Employment				
Unemployed	797	11.41		
Employed	1254	11.76	2.66	0.01
Income (RMB/Month)				
150 or less	936	11.29		
151-300	475	11.81		
300 or greater	575	12.07	13.84	<0.01
Marital Status				
Married/cohabited	1867	11.58		
Divorced/separated/widowed	40	11.35		
Never married	145	12.37	5.02	0.01
Religion				
Yes	205	11.42		

No	1847	11.65	-1.04	0.30
----	------	-------	-------	------

Table 4 Multiple linear regression of the MHKQ scale score

	Coef.	Std. Coef.	t	$p> t $	95%CI
Age	-0.02	-0.087	-3.6	0.000**	(-0.04, -0.01)
Gender	-0.006	-0.001	-0.04	0.965	(-0.28, 0.26)
Ethnicity	0.27	0.032	1.54	0.125	(-0.07, 0.61)
Education	1.35	0.32	13.61	0.000**	(1.16, 1.55)
Marriage	0.21	0.021	0.94	0.345	(-0.23, 0.66)
Occupation	-0.22	-0.037	-1.61	0.108	(-0.49, 0.05)
Income	0.21	0.061	2.83	0.005**	(0.064, 0.35)
Religion	-0.04	-0.004	-0.20	0.842	(-0.44, 0.36)

\*\* significant at  $p=0.01$

### Association between MHL and health outcomes

We further classified the MHKQ into two categories according to the median score 12---low MHKQ and high MHKQ group, and compared the self-rated health status, depression, and anxiety between the two groups. Our results show that people with higher MHL enjoyed better physical, mental and social health, and also had lower depression and anxiety than those with lower MHL.

Table 5 Comparison of health outcomes between low and high MHKQ score group

Health outcome score	Low MK (n=963)	High MK (n=1089)	T/Z	$p$
SRHMS Physical health	8.27	8.49	-4.52	0.00**
Mental health	7.69	7.92	-3.64	0.00**
Social health	6.73	7.41	-9.98	0.00**
Total health	7.60	7.96	-7.62	0.00**
PHQ Depression	0.43	0.38	2.53	0.01**
GAD Anxiety	0.42	0.36	2.62	0.01**

\*\* significant at  $p=0.01$

## DISCUSSION

1  
2  
3  
4 The study was conducted to assess mental health literacy in rural areas after the issue  
5  
6 of “2002-2010 China Mental Health Work Plan”[25] by the Ministry of Health, which  
7  
8 aims to increase public awareness rate of the characteristics and prevention of mental  
9  
10 disorders to 50% by 2010. The current study in the rural areas of Liuyang is based on  
11  
12 a protocol developed by the China Ministry of Health, which produced data on  
13  
14 community members’ mental health literacy to provide guidance and a basis for future  
15  
16 mental health advocacy and education. The mean overall correct response rate of  
17  
18 mental health literacy identified in this study is 58%, suggesting that the goal of  
19  
20 “2002-2010 China Mental Health Work Plan” has been achieved in rural areas of  
21  
22 Liuyang. However, this rate is lower than those reported in urban areas of China such  
23  
24 as Shanghai (72%)[10], Guangzhou (60.2%)[38], Changsha (68.5%)[11], and Xi’an  
25  
26 (70.3%)[39]. This may be explained by the less developed economy in the rural areas  
27  
28 of China. Mental health literacy in less developed rural areas is in need of  
29  
30 improvement through both population wide interventions and individual training  
31  
32 programs [23].  
33  
34  
35  
36  
37  
38  
39  
40

41 Compared to the 57% awareness rate of the “International Day Against Drug  
42  
43 Abuse and Illicit Trafficking”, the awareness rate of World Mental Health Day, World  
44  
45 Suicide Prevention Day, and World Sleep Day are much lower. The reason may be  
46  
47 that the government has put much greater emphasis on drug abuse and trafficking, due  
48  
49 to its greater potential to threaten and endanger social safety and stability compared to  
50  
51 other mental health problems such as sleep disorders and suicide. Promotion efforts  
52  
53 on the other three days need to be strengthened by the government to arouse public  
54  
55  
56  
57  
58  
59  
60

1  
2  
3  
4 awareness on these issues and popularize knowledge about them. Most people (over  
5  
6 70%) held misbeliefs about the etiology of mental illness, thinking that ethically  
7  
8 incorrect thinking or the arousal of violent emotions causes mental illnesses. These  
9  
10 misattributions are consistent with reports in previous studies in China [10, 11],  
11  
12 implying that misattribution of mental illness is prevalent all over the country. The  
13  
14 misconception of the causes of mental illness may be an important antecedent for the  
15  
16 pervasive negative attitudes towards mentally ill patients. Future targeted intervention  
17  
18 should start with educating the public on accurate recognition of causes of mental  
19  
20 illness.  
21  
22  
23  
24  
25

26 Significant differences in the mental health literacy score between different  
27  
28 demographic groups of respondents were found in the current study. Multivariate  
29  
30 linear regression indicated that younger age, higher education, and higher income  
31  
32 were the most robust factors associated with higher mental health literacy. These  
33  
34 results are consistent with previous studies [10-12]. Higher education, as an indicator  
35  
36 of higher health literacy, can be seen as an indirect indicator of MHL and thus is  
37  
38 associated with higher MHL. Higher income, usually accompanied with higher  
39  
40 education, can also be seen as related to higher MHL. What is interesting is that being  
41  
42 younger, instead of being older is associated with higher MHL. The reason may be  
43  
44 related to the different social political environments that the different generations  
45  
46 have experienced. During the Chinese Cultural Revolution (1966–1976), education  
47  
48 was not valued by the Chinese government and a lot of people were not educated  
49  
50 when they were young. It was not until 1986 when the government introduced the  
51  
52  
53  
54  
55  
56  
57  
58  
59  
60

1  
2  
3  
4 nine-year compulsory education policy that education became popularized to citizens  
5  
6 all over the nation. Since then, the educational level of people has increased  
7  
8 throughout China. The negative correlation found between age and MHL may reflect  
9  
10 China's political history.  
11

12  
13  
14 The positive impact of high MHL on a series of health outcomes including  
15  
16 physical, mental, and social health is established in the present study. The result that  
17  
18 people with higher MHL also enjoyed better physical and social health is a new  
19  
20 finding that has not been reported before. The mechanism behind this association may  
21  
22 be related to the improved help-seeking behavior that has been widely documented  
23  
24 among people with higher MHL [16-19], which may lead to increased general health  
25  
26 outcomes including physical health and social health. The finding that increased MHL  
27  
28 is associated with increased general health provides us with a strong motivation to  
29  
30 enhance population MHL through a series of educational campaigns.  
31  
32  
33  
34

35  
36 One limitation of the present study is the unfavorable internal consistency of the  
37  
38 20-items MHKQ scale ( $\alpha=0.61$ ), which is consistent with previous studies  
39  
40 showing weak to acceptable internal consistency [10, 11, 26]. However, this may be  
41  
42 due to the fact that for knowledge scales measuring various factors of a construct,  
43  
44 knowing the correct answer of one item does not necessarily lead to the right  
45  
46 recognition of another item, thus a very high internal consistency may not be expected.  
47  
48  
49 Indeed, as a standardized government document developed by the Chinese Ministry of  
50  
51 Health (MOH) to assess the public knowledge and awareness of mental health, the  
52  
53 MHKQ has been popularized as a national gold standard to compare MHL across the  
54  
55  
56  
57  
58  
59  
60

1  
2  
3  
4 country. The purpose of the present study is not to test the psychometric properties of  
5  
6 the MHKQ, but to compare the level of MHL in the rural areas of Liuyang with other  
7  
8 parts of China. As a result, the psychometric properties of the MHKQ are not of  
9  
10 primary importance, given that the scale is comparable across different studies.  
11  
12

13  
14 Another limitation is the cross-sectional design of the study, making it  
15  
16 impossible to evaluate temporal sequence of MHL and health outcomes, and causal  
17  
18 relationships cannot be determined. However, according to the scale's design, the  
19  
20 SRHMS assesses self-rated health in the past four weeks [27, 28], and the PHQ [31]  
21  
22 and GAD [35] measure depression and anxiety in the past two weeks, while the  
23  
24 MHKQ measures an individual's lifetime knowledge and belief about mental health,  
25  
26 which may take root in a person's early life. We could infer a potential causal  
27  
28 relationship between MHL and health outcomes.  
29  
30  
31  
32

33  
34 In conclusion, MHL in the rural areas of Liuyang is lower than that reported in  
35  
36 urban areas of China. More efforts are needed to increase public awareness of mental  
37  
38 health promotion activities and more population-level intervention programs are  
39  
40 needed to educate the public about the correct attribution of mental disorders. Younger  
41  
42 age, higher education, and higher income are the three strongest factors related to  
43  
44 higher MHL, so educational interventions may need to be cohort-specific with special  
45  
46 attention paid to those who are older, poorer, and less educated. Higher MHL is  
47  
48 related to better general health including physical, mental, and social health,  
49  
50 suggesting that improvement of MHL may enhance overall population health, which  
51  
52 warrants future exploration.  
53  
54  
55  
56  
57  
58  
59  
60

### **Ethical Statement**

This study was approved by the Institutional Review Boards of the School of Public Health of Central South University and was performed in accordance with the ethical standards laid down in the 1964 Declaration of Helsinki and its later amendments. All participants in the present study gave their informed consent prior to their inclusion in the study. Details that might disclose the identity of the subjects under study were omitted and all data collected were unidentified.

### **Acknowledgement**

We would like to thank the village cadres for guiding us to visit each household in the rural areas of Liuyang county, Hunan province.

### **Conflicts of interest statement**

The authors have no conflicts of interest to declare.

### **Funding**

The study was funded by the National Science and Technology Support Program, China. (No. 2009BAI77B01; No. 2009BAI77B08) and the Hunan Provincial Innovation Foundation For Postgraduate (No.12200150140005)



Figure 1. Flowchart of subject enrollment

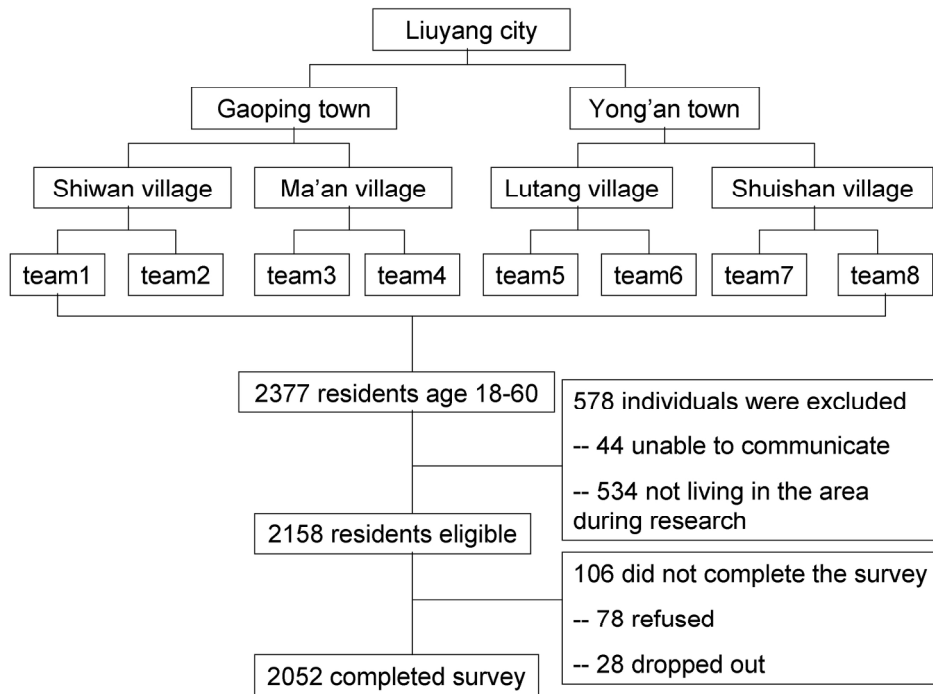
## References

1. Jorm AF, Korten AE, Jacomb PA, et al. "Mental health literacy": a survey of the public's ability to recognise mental disorders and their beliefs about the effectiveness of treatment. *Med J Aust* 1997;166:182-6.
2. O'Connor M, Casey L, Clough B. Measuring mental health literacy--a review of scale-based measures. *J Ment Health* 2014;23:197-204.
3. Olsson DP, Kennedy MG. Mental health literacy among young people in a small US town: Recognition of disorders and hypothetical helping responses. *Early Intervention in Psychiatry* 2010;4:291-98.
4. Coles ME, Coleman SL. Barriers to treatment seeking for anxiety disorders: Initial data on the role of mental health literacy. *Depression and Anxiety* 2010;27:63-71.
5. Okuyama T, Nakane Y, Endo C, et al. Mental health literacy in Japanese cancer patients: ability to recognize depression and preferences of treatments--comparison with Japanese lay public. *Psychooncology* 2007;16:834-42.
6. Loureiro LM, Jorm AF, Oliveira RA, et al. Mental health literacy about schizophrenia: a survey of Portuguese youth. *Early Interv Psychiatry* 2014.
7. Wong DF, Lam AY, Poon A, et al. Gender differences in mental health literacy among Chinese-speaking Australians in Melbourne, Australia. *Int J Soc Psychiatry* 2012;58:178-85.
8. Cotton SM, Wright A, Harris MG, et al. Influence of gender on mental health literacy in young Australians. *Aust N Z J Psychiatry* 2006;40:790-6.
9. Koyama T, Tachimori H, Sawamura K, et al. Mental health literacy of autism spectrum disorders in the Japanese general population. *Soc Psychiatry Psychiatr Epidemiol* 2009;44:651-57.
10. Wang J, He Y, Jiang Q, et al. Mental health literacy among residents in Shanghai. *Shanghai Arch Psychiatry* 2013;25:224-35.
11. Peng Y, Wang XL, Li PF, et al. Mental health literacy in Changsha, China. *Shanghai Archives of Psychiatry* 2011;23:353-59.
12. Furnham A, Annis J, Cleridou K. Gender differences in the mental health literacy of young people. *Int J Adolesc Med Health* 2014;26:283-92.
13. Chiang JCS, Chow ASY, Chan RCK, et al. Pathway to care for patients with first-episode psychosis in Hong Kong. *Hong Kong Journal of Psychiatry* 2005;15:18-23.
14. Li H. Mental health literacy, stigma, and early intervention. *Asian J Psychiatr* 2012;5:209-10.
15. Loo PW, Furnham A. Public knowledge and beliefs about depression among urban and rural Chinese in Malaysia. *Asian J Psychiatr* 2012;5:236-45.
16. Jorm AF, Kelly CM, Wright A, et al. Belief in dealing with depression alone: Results from community surveys of adolescents and adults. *Journal of Affective Disorders* 2006;96:59-65.



17. Mendenhall AN. Predictors of service utilization among youth diagnosed with mood disorders. *Journal of Child and Family Studies* 2011;21:603-11.
18. Mendenhall AN, Fristad MA, Early TJ. Factors influencing service utilization in mood symptom severity in children with mood disorders: Effects of multifamily psychoeducation groups. *Journal of Consulting and Clinical Psychology* 2009;77:463-73.
19. Jorm AF, Christensen H, Medway J, et al. Public belief systems about the helpfulness of interventions for depression: associations with history of depression and professional help-seeking. *Soc Psychiatry Psychiatr Epidemiol* 2000;35:211-9.
20. Jorm AF, Christensen H, Griffiths KM. The public's ability to recognize mental disorders and their beliefs about treatment: changes in Australia over 8 years. *Aust N Z J Psychiatry* 2006;40:36-41.
21. Kitchener BA, Jorm AF. Mental health first aid training: review of evaluation studies. *Aust N Z J Psychiatry* 2006;40:6-8.
22. Christensen H GK, Jorm AF. Delivering interventions for depression by using the Internet: randomised controlled trial. *British Medical Journal* 2004;328:265.
23. Jorm AF, Barney LJ, Christensen H, et al. Research on mental health literacy: what we know and what we still need to know. *Aust N Z J Psychiatry* 2006;40:3-5.
24. Health CMo. Survey evaluation protocol of mental health work from the General Office of the Ministry of Health (MOHCDC[2010] Number 24). Beijing: Ministry of Health. Available from: [http://www.gov.cn/gzdt/201003/08/content\\_1550552.htm](http://www.gov.cn/gzdt/201003/08/content_1550552.htm). (accessed August 1, 2013) (in Chinese)
25. Ministries of Health CA, Public Security, and All China Disabled Persons Federation. Mental Health Work Plan of China (2002-2010). *Shanghai Archives of Psychiatry* 2003;15:125-28.
26. Zhong BL, Chen HH, Xiao SY, et al. Reliability and validity of Mental Health Knowledge Questionnaire for middle school students. *Chinese Journal of School Health* 2011;32:49-50.
27. Xu J, Wang BH, Hu MY, et al. The Development and evaluation of self-rated health measurement scale-prior test version. 2000,9(01):65-8. *Chinese Journal of Behavioral Medical Science* 2000;9:65-68.
28. Xu J, Guo R, Liu YS, et al. The Study of Responsiveness on Self-rated Health Measurement Scale(the Revised Version 1.0). *Chinese Journal of Health Statistics* 20:272-75.
29. Xu J, Zhang J, Feng L, et al. Self-rated health of population in Southern China: association with socio-demographic characteristics measured with multiple-item self-rated health measurement scale. *BMC Public Health* 2010;10:393.
30. Xu Y, Xue ZM. A Comparative Study of SCL-90 and Self-rated Health Measurement Scale in College Students. 2003, 3:232. *Chinese Journal of Clinical Psychology* 2003;3:232.
31. Spitzer RL, Williams JB. Validation and utility of a self-report version of PRIME-MD: the PHQ primary care study. Primary Care Evaluation of Mental Disorders. Patient Health Questionnaire. *JAMA Intern Med* 1999;282:1737-44.
32. Wang W, Bian Q, Zhao Y, et al. Reliability and validity of the Chinese version of the

- 1  
2  
3 Patient Health Questionnaire (PHQ-9) in the general population. *Gen Hosp*  
4 *Psychiatry* 2014;36:539-44.
- 5  
6 33. Chen TM, Huang FY, Chang C, et al. Using the PHQ-9 for depression screening and  
7 treatment monitoring for Chinese Americans in primary care. *Psychiatr Serv*  
8 2006;57:976-81.
- 9  
10 34. Chen S, Chiu H, Xu B, et al. Reliability and validity of the PHQ-9 for screening late-life  
11 depression in Chinese primary care. *Int J Geriatr Psychiatry* 2010;25:1127-33.
- 12  
13 35. Spitzer RL, Kroenke K, Williams JB, et al. A brief measure for assessing generalized  
14 anxiety disorder: the GAD — 7. *Archive of Internal Medicine* 2006;166:1092-97.
- 15  
16 36. Beard C, Bjorgvinsson T. Beyond generalized anxiety disorder: psychometric properties  
17 of the GAD-7 in a heterogeneous psychiatric sample. *J Anxiety Disord*  
18 2014;28:547-52.
- 19  
20 37. Lowe B, Decker O, Muller S, et al. Validation and standardization of the Generalized  
21 Anxiety Disorder Screener (GAD-7) in the general population. *Med Care*  
22 2008;46:266-74.
- 23  
24 38. Hu HY, Yan YZ, Chen LM, et al. Knowledge about mental health and attitude to mental  
25 disorder in urban and rural residents in Guangzhou *Chinese Mental Health Journal*  
26 2012;26:30-35.
- 27  
28 39. Liang XP, Zhu XJ, Liu T, et al. Crosssectional survey on awareness of mental health  
29 knowledge among communities in Xi'an *China Journal of Health Psychology*  
30 2011;25:1200-02.
- 31  
32  
33  
34  
35  
36  
37  
38  
39  
40  
41  
42  
43  
44  
45  
46  
47  
48  
49  
50  
51  
52  
53  
54  
55  
56  
57  
58  
59  
60



Flowchart of subject enrollment  
190x142mm (300 x 300 DPI)

Review only

1  
2  
3  
4  
5  
6  
7  
8  
9  
10  
11  
12  
13  
14  
15  
16  
17  
18  
19  
20  
21  
22  
23  
24  
25  
26  
27  
28  
29  
30  
31  
32  
33  
34  
35  
36  
37  
38  
39  
40  
41  
42  
43  
44  
45  
46  
47  
48  
49  
50  
51  
52  
53  
54  
55  
56  
57  
58  
59  
60

# BMJ Open

## Assessment of Mental Health Literacy Using a Multifaceted Measure among a Chinese Rural Population

Journal:	<i>BMJ Open</i>
Manuscript ID:	bmjopen-2015-009054.R1
Article Type:	Research
Date Submitted by the Author:	04-Aug-2015
Complete List of Authors:	Yu, Yu; School of Public Health, Central South University, Department of Social Medicine and Health Management Liu, Zi-wei; School of Public Health, Central South University, Department of Social Medicine and Health Management Hu, Mi; School of Public Health, Central South University, Department of Social Medicine and Health Management Liu, Xi-guang; School of Public Health, Central South University, Department of Social Medicine and Health Management Liu, Hui-ming; School of Public Health, Central South University, Department of Social Medicine and Health Management Yang, Joyce; University of Washington, Department of Psychology Zhou, Liang; School of Public Health, Central South University, Department of Social Medicine and Health Management Xiao, Shuiyuan; School of Public Health, Central South University, Department of Social Medicine and Health Management
<b>Primary Subject Heading</b>:	Mental health
Secondary Subject Heading:	Public health, Health services research, Epidemiology
Keywords:	MENTAL HEALTH, Anxiety disorders < PSYCHIATRY, Depression & mood disorders < PSYCHIATRY, PUBLIC HEALTH

SCHOLARONE™  
Manuscripts

1  
2  
3  
4 **Assessment of Mental Health Literacy Using a Multifaceted Measure**  
5  
6 **among a Chinese Rural Population**  
7  
8  
9

10  
11 **Authors' information:**  
12

13  
14 **Yu Yu, MPH**

15  
16 **Affiliation:** Department of Social Medicine and Health Management, School of  
17  
18 Public Health, Central South University, China  
19

20  
21 **Mailing address:** School of Public Health, Central South University, Upper  
22  
23 Mayuanlin Road 238, Changsha, Hunan 410008, China  
24  
25

26  
27  
28  
29 **Zi-wei Liu**

30  
31 **Affiliation:** Department of Social Medicine and Health Management, School of  
32  
33 Public Health, Central South University, China  
34

35  
36 **Mailing address:** School of Public Health, Central South University, Upper  
37  
38 Mayuanlin Road 238, Changsha, Hunan 410008, China  
39  
40

41  
42  
43  
44 **Mi Hu, MD**

45  
46 **Affiliation:** Department of Social Medicine and Health Management, School of  
47  
48 Public Health, Central South University, China  
49

50  
51 **Mailing address:** School of Public Health, Central South University, Upper  
52  
53 Mayuanlin Road 238, Changsha, Hunan 410008, China  
54  
55

**Xi-guang Liu**

**Affiliation:** Department of Social Medicine and Health Management, School of Public Health, Central South University, China;

**Mailing address:** School of Public Health, Central South University, Upper Mayuanlin Road 238, Changsha, Hunan 410008, China;

**Hui-ming Liu, PhD**

**Affiliation:** Department of Social Medicine and Health Management, School of Public Health, Central South University, China;

**Mailing address:** School of Public Health, Central South University, Upper Mayuanlin Road 238, Changsha, Hunan 410008, China;

**Joyce P. Yang, M.S.**

**Affiliation:** Department of Psychology, University of Washington, USA

**Mailing address:** 3909 Stevens Way NE, Box 351525, Seattle, WA 98195-1525

**Liang Zhou, MD**

**Affiliation:** Department of Social Medicine and Health Management, School of Public Health, Central South University, China

**Mailing address:** School of Public Health, Central South University, Upper Mayuanlin Road 238, Changsha, Hunan 410008, China

**Corresponding author's information:****Shui-yuan Xiao, MD****Affiliation:** Department of Social Medicine and Health Management, School of Public Health, Central South University, China**Mailing address:** School of Public Health, Central South University, Upper Mayuanlin Road 238, Changsha, Hunan 410008, China**Tel:** +86-(0)731-84805459**Fax:** 84805459**E-mail address:** [xiaosy@csu.edu.cn](mailto:xiaosy@csu.edu.cn)**Keywords:**

Mental health literacy . Depression. Anxiety. Rural. Chinese

**\*Word count:** 3750      **Tables:** 5      **Fig:** 1

## ABSTRACT

**Objectives:** Mental health literacy (MHL) refers to knowledge and beliefs about mental health disorders that aid in their recognition, management, or prevention. Past assessment of MHL was mainly vignette-based, which was disease-specific and devoid of subscales, thus not reflecting a comprehensive picture of MHL. The present study aims to assess MHL using a standardized 20-item instrument developed by the Chinese Ministry of Health among a rural Chinese population.

**Methods:** A total of 2052 residents aged 18-60 selected from 4 villages in Liuyang county completed the survey by face-to-face interviews. Participants completed the 20-item Mental Health Knowledge Questionnaire (MHKQ) along with the Self-Rated Health Measurement Scale (SRHMS), the Patient Health Questionnaire (PHQ-9), and the Generalized Anxiety Disorder Scale (GAD-7).

**Results:** Correct response rates for the 20 MHKQ items ranged from 19 to 94%, with a mean rate of 58%. Most people had inaccurate beliefs about the etiology of mental illness, thinking that mental illness was caused by ethically incorrect thinking (76.4%) or the arousal of violent emotions (72.7%). Less than a quarter of respondents had heard about World Sleep Day, World Mental Health Day, and World Suicide Prevention Day. Younger age, higher education, and higher income were associated with higher MHL, which in turn was associated with better physical, mental, and social health.



1  
2  
3  
4  
5  
6 **Conclusions:** MHL in the rural areas of Liuyang is lower than that reported in urban  
7  
8 areas of China. There is much room for improvement with regard to mental health  
9  
10 literacy promotion in rural areas of China. Younger age, higher education, and higher  
11  
12 income are the three robust factors related to higher MHL, so cohort-specific  
13  
14 educational intervention efforts may be indicated.  
15  
16  
17  
18  
19

## 20 21 **Article summary**

### 22 23 **Strengths**

- 24  
25 • Broadening the definition of mental health literacy (MHL) to include both  
26  
27 “illness literacy”, as well as “health literacy”.
- 28  
29 • Assessing population level MHL in rural China using a multifaceted  
30  
31 measurement tool---the mental health knowledge questionnaire (MHKQ)  
32  
33 instead of vignettes based in Western cultural contexts.
- 34  
35 • Exploring the relationship between MHL and a range of health outcomes,  
36  
37 which is a substantially underdeveloped area of research.  
38  
39  
40  
41  
42  
43

### 44 45 **Limitations**

- 46  
47 • Lack of comprehensive psychometric testing of the MHKQ.
- 48  
49 • The cross-sectional study design makes causal relationships undeterminable.
- 50  
51 • Lack of comparison between MHKQ with other multifaceted scales intending  
52  
53 to measure MHL as the MHKQ has not be utilized outside of China.  
54  
55  
56  
57  
58  
59  
60

## INTRODUCTION

Mental health literacy (MHL) refers to knowledge and beliefs about mental health disorders that aid in their recognition, management, or prevention [1]. First introduced in 1997 by Australian researchers Jorm and colleagues, this definition has become a gold standard within research and practice on MHL [2]. According to Jorm et al., MHL includes seven key components: (1) the ability to recognise specific disorders; (2) knowledge of how to seek mental health information; (3) knowledge of risk factors of mental illness; (4) knowledge of causes of mental illness; (5) knowledge of self-treatments; (6) knowledge of professional help available; and (7) attitudes that promote recognition and appropriate help-seeking. Based on Jorm et al.'s definition, O'Connor et al. grouped the seven key components of MHL into recognition, knowledge of factors relating to mental health, and attitudes and beliefs about mental disorders [2]. Of the various aspects of mental health literacy, recognition of mental disorders is the most common attribute measured in MHL as it is the first step towards mental health literacy and forms a prerequisite for measurement of other attributes.

Ever since the definition of MHL was first proposed, the concept has drawn extensive attention to the public's low level of MHL, with growing evidence showing low recognition rate of common mental disorders among various populations in both developed and developing countries. For example, the recognition rate of depression is less than 50% among adolescents [3] and college students [4] in the US, and is only 11% among cancer patients and 25% among lay people in Japan [5]. One study among Portuguese youth reported the recognition rate of schizophrenia or psychosis

1  
2  
3  
4 as 42.17% and 22.21%, respectively [6], while another study amongst resettled Iraqi  
5  
6 refugees found that only 14.2% of participants recognized posttraumatic stress  
7  
8 disorder. Further investigation of the factors related to MHL has found that female  
9  
10 gender [7-9], higher education [10 11], younger age [10-12] and being employed [11]  
11  
12 are associated with higher MHL. The importance of MHL in help-seeking behavior  
13  
14 has also been studied, with evidence indicating that lack of MHL is a main challenge  
15  
16 that patients and families face in seeking help [13 14], especially in Asian cultures  
17  
18 where utilization of mental health services are lower across the board [15]. There is  
19  
20 also growing evidence showing that higher MHL is associated with better access to  
21  
22 and utilization of mental health services [16 17]. Moreover, increasing MHL can  
23  
24 improve help-seeking behavior, the quality of mental health service and as a result,  
25  
26 patients' symptoms [18 19].  
27  
28  
29  
30  
31  
32

33  
34 Despite the rich and abundant research on MHL all over the world, it is  
35  
36 important to note that there are three major limitations in existing studies on MHL.  
37  
38

39 First, the most widely used definition of MHL by Jorm is problematically narrow  
40  
41 in its scope. Based on the Diagnostic and Statistical Manual of Mental Disorders  
42  
43 (DSM-IV), Jorm's definition of MHL is illness-oriented, neglecting the fact that  
44  
45 health-oriented literacy including self-regulation strategies and techniques to improve  
46  
47 mental health should also be incorporated as an important component of MHL [20].  
48  
49 Kusan [21] and Wei et al. [22] have suggested a broader definition of MHL including  
50  
51 knowledge to enhance and maintain good mental health, knowledge of mental  
52  
53 disorders and their treatments, decreased stigma against mental disorders, and  
54  
55  
56  
57  
58  
59  
60

1  
2  
3  
4 enhanced help-seeking efficacy, however, this definition is rarely used in research  
5  
6 related to MHL.  
7

8  
9 Second, existing assessment of MHL mainly relies on a vignette interview  
10  
11 approach, which may not comprehensively reflect respondents' understanding of  
12  
13 mental health. In the vignette interview approach, a vignette is presented that  
14  
15 describes an individual with a mental health difficulty and asks a series of questions  
16  
17 related to participants' understanding of what is "wrong" with the individual in the  
18  
19 vignette [1, 23]. The vignette interview approach usually targets one specific mental  
20  
21 disorder without reflecting understanding of the multifaceted concept of MHL. It is  
22  
23 especially lacking in assessment of people's health literacy, thus evaluation of MHL  
24  
25 based on the vignette interview approach may be incomplete. Furthermore, the  
26  
27 vignette interview approach does not provide for a total or subscale score to be  
28  
29 generated, nor does it allow for subscales to be included, making it impossible to  
30  
31 make individual-level comparisons on each specific attribute of the multifaceted MHL  
32  
33 [2]. Moreover, the questions of the vignette are not independent, with the answer to  
34  
35 the first question forming the basis for the answers to the remaining questions, which  
36  
37 may not reflect the respondent's true knowledge of the etiology and treatment of  
38  
39 mental disorders[2].  
40  
41  
42  
43  
44  
45  
46  
47

48  
49 Third, most of previous research has focused on the current situation of MHL  
50  
51 and its association with demographics characteristics such as gender, age, education  
52  
53 and employment, without noticing the potential impact of MHL on a series of health  
54  
55 outcomes including physical, mental, and social health. Although improved MHL has  
56  
57  
58  
59  
60

1  
2  
3  
4 been proven to generate improved mental health at the individual level in two  
5  
6 intervention studies [24, 25], whether this could be translated into gains at the  
7  
8 population level remains to be seen [26]. Even less is known about the impact of  
9  
10 improved MHL on other domains of health such as physical and social health.  
11  
12

13  
14 In light of these gaps, in the current study, we administered a 20-item instrument  
15  
16 developed by the Chinese Ministry of Health —the Mental Health Knowledge  
17  
18 Questionnaire (MHKQ) [27]—to assess MHL in a representative sample of rural  
19  
20 adults living in Liuyang City of Hunan Province, China. Based on the broader  
21  
22 definition of MHL raised by Kusan and Wei [21-22], MHKQ assesses both “disorder  
23  
24 literacy” and “health literacy” of individuals. The MHKQ was used as a nationwide  
25  
26 gold standard to assess the public’s MHL, after the “2002-2010 China Mental Health  
27  
28 Work Plan” [28] was issued by the Ministry of Health, with the purpose of increasing  
29  
30 public’s MHL to 50% by 2010. The present study aims to measure the current level of  
31  
32 MHL in the rural areas of Liuyang county in Hunan province, and to explore its  
33  
34 association with social-demographics and a series of health outcomes including  
35  
36 physical, mental, and social health.  
37  
38  
39  
40  
41  
42  
43  
44  
45

## 46 **METHODS**

### 47 **Participants**

48  
49 The target population was residents aged 18-60 who have lived in the rural areas of  
50  
51 Liuyang County, Hunan Province for over 6 months. The survey was conducted from  
52  
53 November 2010 to August 2011. A multistage cluster-sampling method was adopted  
54  
55  
56  
57  
58  
59  
60

1  
2  
3  
4 to identify subjects (See Figure 1). Two towns (Gaoping and Yongan) were randomly  
5  
6 selected from 33 towns of Liuyang county, and then two villages were randomly  
7  
8 selected from each town, followed by two samples randomly selected from each  
9  
10 village, leading to a total sampling frame of 8 samples. Those who were not living in  
11  
12 the areas during the research period, those with difficulty in communication due to  
13  
14 serious physical or mental illness, and those who were cognitively impaired or  
15  
16 actively psychotic were excluded, leading to a final sample of 2052 residents.  
17  
18  
19

20  
21 Interviewers visited each household and conducted face-to-face interview with  
22  
23 each eligible respondent after obtaining written informed consent. Each interview  
24  
25 took approximately 1 hour, and each household was reimbursed with small gifts such  
26  
27 as kitchen utensils (\$2). Completed surveys were checked by a quality control person  
28  
29 to ensure that there were no inconsistencies or missing items. Ethics approval was  
30  
31 granted by the Institutional Review Board of the School of Public Health of Central  
32  
33 South University.  
34  
35  
36  
37  
38  
39  
40

## 41 **Instruments**

42  
43  
44 **MHKQ** The Mental Health Knowledge Questionnaire (MHKQ) is a 20-item  
45  
46 self-report questionnaire developed by the Chinese Ministry of Health (MOH) in 2009  
47  
48 to assess public knowledge and awareness of mental health. The 20 items are shown  
49  
50 in Table 2. Items 1-16 are statements about mental health that require respondents to  
51  
52 choose 'true', 'false', or 'unknown'; correct responses are 'true' for items 1, 3, 5, 7, 8,  
53  
54 11, 12, 15 and 16, and 'false' for items 2, 4, 6, 9, 10 13 and 14. 1 point is given to  
55  
56  
57  
58  
59  
60

1  
2  
3  
4 each correct answer, with incorrect or unknown responses receiving 0 points. Items  
5  
6 17-20 ask about whether the respondents have heard of four mental health promotion  
7  
8 days, with 1 or 0 points given to those answering 'yes' and 'no', respectively. Past  
9  
10 psychometric testing of the scale has reported internal consistency of Cronbach's  $\alpha$   
11  
12 coefficients ranging from 0.57 to 0.73 [10, 11, 29] and a 2-week test-retest reliability  
13  
14 as measured by intra-class correlation coefficients of 0.68 [29]. However, there has  
15  
16 been inconsistency regarding subscales of the MHKQ, with four [11, 29] and five  
17  
18 subscales [10] being reported in various studies. In the present study, the MHKQ had  
19  
20 a Cronbach's  $\alpha$  coefficient of 0.61. An exploratory factor analysis yielded a  
21  
22 three-factor solution, which covers three aspects of MHL including knowledge of the  
23  
24 characteristics of mental health and mental disorders (items 1, 2, 3, 5, 7, 8, 11, 12, 15  
25  
26 and 16), belief in the epidemiology of mental disorders (items 4, 6, 9, 10, 13 and 14),  
27  
28 and awareness of mental health promotion activities (items 17-20), with Cronbach's  $\alpha$   
29  
30 coefficients ranging from 0.62 to 0.67.  
31  
32  
33  
34  
35  
36  
37  
38  
39  
40

41 **SRHMS** The Self-Rated Health Measurement Scale (SRHMS) is a 48-item scale  
42  
43 developed and revised by Xu et al. [30, 31] to assess self-rated health in both  
44  
45 hospitalized and general populations. It is a comprehensive scale measuring 9  
46  
47 domains of health including physical symptoms and organ functions (B1), daily  
48  
49 physical activities (B2), physical mobility (B3), psychological symptoms and negative  
50  
51 emotions (M1), positive emotions (M2), cognitive function (M3), role activity and  
52  
53 social adaptability (S1), social resource and social contact (S2), and social support  
54  
55  
56  
57  
58  
59  
60

(S3), which are grouped into three categories in the present study: physical health (BZT), mental health (MZT) and social health (SZT). Each item is rated on a 10-point scale from 1 = 'extremely poor health' to 10 = 'extremely good health'. Items 4, 5, 7, 24, 25, 26, 27, 28, 29, and 30 are reversed scored and a cumulative score is obtained by adding individual scores. The SRHMS has widespread use in China [30, 32, 33] and demonstrated good internal consistency in the current study, with a Cronbach's  $\alpha$  coefficient of 0.91 for the total scale and 0.80-0.82 for its three subscales.

**PHQ-9** The Patient Health Questionnaire (PHQ-9) is one of the most widely used screening tools for depression in adults. The 9-item questionnaire was based on criteria for depressive disorders in the Diagnostic and Statistical Manual of Mental Disorders (DSM-IV) [34]. Respondents are asked whether they have been bothered by 9 symptoms in the past two weeks on a 4-point Likert scale from 0 = 'not at all' to 3 = 'nearly every day', with higher scores indicating higher depression. A total score is calculated by adding the scores of each item and ranges from 0 to 27. The Chinese version of PHQ-9 has been well validated in multiple studies [35-37] and showed good internal consistency in the current study, with a Cronbach's  $\alpha$  coefficient of 0.81.

**GAD-7** The Generalized Anxiety Disorder Scale (GAD-7) is a 7-item self-report scale developed by Spitzer et al. [38] to assess symptoms of and screen for generalised anxiety disorder in primary care settings. Respondents are asked to choose how often they have been bothered by anxiety symptoms on a 4-point Likert scale



1  
2  
3  
4 from 0 = 'not at all' to 3 = 'nearly every day'. A total score is calculated by adding the  
5  
6 scores of each item and ranges from 0 to 21, with higher scores indicating higher  
7  
8 anxiety. The GAD-7 has been widely used and well validated in both psychiatric  
9  
10 settings [39] and general populations [40] and demonstrated good internal consistency  
11  
12 in the current study with a Cronbach's  $\alpha$  coefficient of 0.88.  
13  
14

### 15 16 17 18 19 **Data analysis**

20  
21 Data were analyzed using STATA software version 12.0. Socio-demographic  
22  
23 characteristics of the sample were examined using descriptive statistics. *t*-tests and  
24  
25 ANOVA were used to compare the MHL score of respondents by gender, age,  
26  
27 ethnicity, education, employment, income, marriage, and religion, followed by  
28  
29 multiple linear regression to identify the characteristics of respondents that were  
30  
31 independently related to the assessed level of MHL. The association between MHL  
32  
33 and each of the health outcomes including self-rated mental health, physical health,  
34  
35 social health, depression and anxiety were analyzed using separate multiple linear  
36  
37 regression models adjusted for all demographics.  
38  
39  
40  
41  
42  
43  
44  
45

## 46 47 **RESULTS**

### 48 49 **Sample characteristics**

50  
51 A total of 2052 residents completed the questionnaires with a response rate of 95.1%,  
52  
53 and their demographic characteristics are summarized in Table 1. The median age of  
54  
55 the sample was 42 with a range of 18-59, with more female (55.80%) than male  
56  
57  
58  
59  
60

(44.20%) participants. Most of the sample were of Han ethnicity (99.5%), married (90.98%), and non-religious (90.01%), with low education (middle school and below: 84.75%). 61.11% of the sample were employed, and over two-thirds had a monthly income of lower than 300 CNY.

Table 1 Socio-demographics of the sample ( $N=2052$ )<sup>a</sup>

Characteristics		<i>n</i>	%
Gender	Male	907	44.20
	Female	1145	55.80
Age (years)	18-25	227	11.06
	26-35	344	16.76
	36-45	687	33.48
	46-60	794	38.69
Ethnicity	Han	2042	99.51
	Non-Han	10	0.49
Education	Primary school or lower	814	39.67
	Middle school	925	45.08
	High school and above	313	15.25
Employment	Unemployed	797	38.84
	Employed	1254	61.11
Income (CNY/Month/person)	150 or less	936	45.61
	151-300	475	23.15
	300 or greater	575	28.02
Marital Status	Never married	145	7.07
	Married/cohabiting	1867	90.98
	Divorced/separated/widowed	40	1.95
Religion	Yes	205	9.99
	No	1847	90.01

Abbreviation: CNY, Chinese Yuan

<sup>a</sup> Some percentages don't add up to 100 due to missing values

### Correct response rate of the MHKQ

In this sample, the correct response rate of the 20 items ranged from 18.7% to 94.1%, with a mean correct response rate of 58.1%. The computed MHL score ranged from 0 to 20 and the mean (SD) value was 11.6 (2.9). Awareness rate of the four international

mental health awareness days ranged from 18.7% to 56.8% with “International Day Against Drug Abuse and Illicit Trafficking” as the most widely recognized mental health promotion day (56.8%). Less than one-quarter of respondents had heard about World Sleep Day (20.3%), World Mental Health Day (24.5%), and World Suicide Prevention Day (18.7%). Of the 16 true-false questions, the items that were most likely to be answered correctly were Item 11, “An optimistic attitude towards life, good inter-personal relationships, and healthy living habits are helpful to maintain mental health” (94.1%), Item 5, “The main content of mental health includes normal intelligence, stable emotion, good mood, and harmonious inter-personal relationships” (87.9%), and Item 1, “Is mental health an integral part of health?” (87.2%). Items with the lowest correct response rates were Item 2, “Mental illnesses are caused by ethically (or politically) incorrect thinking” (23.59%), Item 4, “All the mental disorders are due to arousal of violent emotion” (27.34%), and Item 9, “Psychological/psychiatric disorders can never be prevented” (41.81%). The correct response rate of each question was displayed in table 2.

Table 2. Correct response rate of MHKQ ( $N=2052$ )

Item	Question [correct response]	%
16 true-false questions		
11	Positive attitudes, good interpersonal relationships and a healthy life style can help maintain mental health. [true]	94.15
5	Components of mental health include normal intelligence, stable mood, a positive attitude, quality interpersonal relationships, and adaptability. [true]	87.87
1	Mental health is a component of health. [true]	87.23
7	Psychological or psychiatric services should be sought if one suspects the presence of psychological problems or a mental disorder. [true]	86.01
16	Mental problems or disorders may occur when an individual is under psychological stress or facing major life events (e.g. death of family	79.68

	members). [true]	
8	Psychological problems can occur at almost any age. [true]	78.65
3	Many people have mental problems but do not realize it. [true]	76.27
15	Individuals with a bad temperament are more likely to have mental problems. [true]	74.12
13	Psychological problems in adolescents do not influence academic grades. [false]	72.86
12	Individuals with a family history of mental disorders are at a higher risk for psychological problems and mental disorders. [true]	63.99
6	Most mental disorders cannot be cured. [false]	54.04
10	Even for severe mental disorders (e.g. schizophrenia), medications should be taken for a given period of time only; there is no need to take them for a long time. [false]	48.15
14	Middle-aged or elderly individuals are unlikely to develop psychological problems and mental disorders. [false]	46.73
9	Mental disorders and psychological problems cannot be prevented. [false]	41.81
4	All mental disorders are caused by external stressors. [false]	27.34
2	Mental disorders are caused by incorrect thinking. [false]	23.59
	4 mental health promotion activities	
18	Have you heard about the International Day against Drug Abuse and Illicit Drug Trafficking? [true]	56.77
17	Have you heard about International Mental Health Day? [true]	24.46
20	Have you heard about World Sleep Day? [true]	20.27
19	Have you heard about the International Suicide Prevention Day? [true]	18.71

### Association between social-demographics and MHL

The mean total score of the sample was  $11.63 \pm 2.9$ . Table 3 shows the mean MHKQ scores for different demographic groups of subjects. There were statistically significant differences in the scores by age, education, employment, income, and marital status. Univariate analyses showed that younger age, higher education, being employed, higher income, and being single is associated with higher mental health knowledge. Subsequent multiple linear regressions controlling for all demographics factors showed that age, education, and income were independently associated with MHL (Table 4). Participants with younger age, higher education, and higher income

had better MHL. When age increases by one year, the MHKQ score decreases by a slight 0.02 points. When education increases from primary school to middle school and college, MHKQ score increases by 1.38 and 2.69 points, respectively. When income increases from below 300 CNY/month to above 300 CNY/month, MHKQ score increases by 0.41 points.

Table 3 Univariate analysis of the MHKQ score

Item	n	Mean score	t/F	p
Total	2052	11.63		
Gender				
Male	907	11.74		
Female	1145	11.54	1.58	0.11
Nationality				
Han	2042	11.62		
Non-Han	10	12.8	-1.26	0.21
Age				
18-25	227	12.48		
26-35	344	12.54		
36-45	687	11.58		
46-60	794	11.01	29.97	<0.01
Education				
Primary school or less	814	10.45		
Middle school	925	12.06		
College and above	313	13.42	151.88	<0.01
Employment				
Unemployed	797	11.41		
Employed	1254	11.76	2.66	0.01
Income (CNY/Month)				
150 or less	936	11.29		
151-300	475	11.81		
300 or greater	575	12.07	13.84	<0.01
Marital Status				
Married/cohabited	1867	11.58		
Divorced/separated/widowed	40	11.35		
Never married	145	12.37	5.02	0.01
Religion				
Yes	205	11.42		
No	1847	11.65	-1.04	0.30

Table 4 Multiple linear regression of MHKQ scale scores

Variable		Coef.	Std. Coef	t	p> t	95%CI
Age (continuous)		-0.02	0.01	-3.51	<0.001**	(-0.04, -0.01)
Gender	Male (ref)					
	Female	-0.00	0.14	-0.00	0.997	(-0.27, 0.27)
Nationality	Han (ref)					
	Non-han	1.34	0.87	1.53	0.125	(-0.37, 3.06)
Education	Primary school or less(ref)					
	Middle school	1.38	0.14	9.53	<0.001**	(1.10, 1.66)
	College and above	2.69	0.21	13.03	<0.001**	(2.41, 3.23)
Employment	Unemployed(ref)					
	Employed	-0.22	0.14	-1.60	0.109	(-0.49, 0.05)
Income	150 or less(ref)					
(CNY/Month)	151-300	0.25	0.16	1.63	0.104	(-0.05, 0.56)
	300 or greater	0.41	0.15	2.73	0.006**	(0.12, 0.70)
Marital Status	Married/cohabited (ref)					
	Divorced/separated/widowed	0.13	0.26	0.49	0.624	(-0.39, 0.65)
	Never married	0.58	0.53	1.09	0.276	(-0.46, 1.63)
Religion	Yes(ref)					
	No	-0.04	0.21	-0.21	0.837	(-0.45, 0.36)

\*\*significant at  $p=0.01$

### Association between MHL and health outcomes

To explore the association between MHL and health outcomes, we conducted multiple linear regression for SRHMS, PHQ, and GAD independently, adjusting for all demographics. Our results showed that MHL was independently positively associated with self-rated general health ( $r=2.31$ ,  $p<0.01$ ), including physical health ( $r=0.46$ ,  $p<0.01$ ), mental health ( $r=0.54$ ,  $p<0.01$ ), and social health ( $r=1.07$ ,  $p<0.01$ ), regardless of demographics. A one-point increase in MHL will lead to an increase of 2.31 points in self-rated general health. MHL was also independently negatively associated with depression ( $r= -0.09$ ,  $p<0.01$ ) and anxiety ( $r= -0.07$ ,  $p<0.05$ ), regardless of demographics. A one point increase in MHL leads to 0.09 point decrease in depression scores and 0.07 point decrease in anxiety scores.

Table 5 Association between MHL and each health outcome (SRHMS, PHQ and GAD) using multiple linear regression models adjusted for demographics

Health outcomes	Coef.	Std. Coef.	t	p> t	95%CI
SRHMS Physical health	0.46	0.15	3.14	0.002**	(0.17, 0.75)
Mental health	0.54	0.17	3.20	0.001**	(0.21, 0.87)
Social health	1.07	0.14	7.56	<0.001**	(0.80, 1.35)
Total health	2.31	0.40	5.79	<0.001**	(1.53, 3.09)
PHQ Depression	-0.09	0.03	-2.81	0.005**	(-0.15, -0.03)
GAD Anxiety	-0.07	0.03	-2.50	0.013*	(-0.13, -0.02)

\*significant at  $p=0.05$ , \*\* significant at  $p=0.01$

## DISCUSSION

The study was conducted to assess mental health literacy in rural areas after the Ministry of Health issued the “2002-2010 China Mental Health Work Plan” [28], which aims to increase public awareness rate of the characteristics and prevention of mental disorders to 50% by 2010. The current study in the rural areas of Liuyang is based on a protocol developed by the China Ministry of Health, which produced data on community members’ mental health literacy to provide guidance and a basis for future mental health advocacy and education. The mean overall correct response rate of mental health literacy identified in this study is 58%, suggesting that the goal of “2002-2010 China Mental Health Work Plan” has been achieved in rural areas of Liuyang. However, this rate is lower than those reported in urban areas of China such as Shanghai (72%) [10], Guangzhou (60.2%) [41], Changsha (68.5%) [11], and Xi’an (70.3%) [42]. This may be explained by the less developed economy in the rural areas of China. Mental health literacy in less developed rural areas is in need of improvement through both population wide interventions and individual training



1  
2  
3  
4 programs [26].

5  
6 Compared to the 57% awareness rate of the “International Day Against Drug  
7  
8 Abuse and Illicit Trafficking”, the awareness rate of World Mental Health Day, World  
9  
10 Suicide Prevention Day, and World Sleep Day are much lower. The reason may be  
11  
12 that the government has put much greater emphasis on drug abuse and trafficking, due  
13  
14 to its greater potential to threaten and endanger social safety and stability compared to  
15  
16 other mental health problems such as sleep disorders and suicide. Promotion efforts  
17  
18 on the other three days need to be strengthened by the government to increase public  
19  
20 awareness of these issues and popularize knowledge about them. Most people (over  
21  
22 70%) held misbeliefs about the etiology of mental illness, thinking that ethically  
23  
24 incorrect thinking or the arousal of violent emotions causes mental illnesses. These  
25  
26 misattributions are consistent with reports in previous studies in China [10, 11],  
27  
28 implying that misattribution of mental illness is prevalent all over the country. The  
29  
30 misconception of the causes of mental illness may be an important antecedent for the  
31  
32 pervasive negative attitudes towards mentally ill patients. Future targeted intervention  
33  
34 may benefit from starting with educating the public on accurate recognition of causes  
35  
36 of mental illness.  
37  
38  
39  
40  
41  
42  
43  
44

45  
46 Significant differences in the mental health literacy score between different  
47  
48 demographic groups of respondents were found in the current study. Multivariate  
49  
50 linear regression indicated that younger age, higher education, and higher income  
51  
52 were the most robust factors associated with higher mental health literacy. These  
53  
54 results are consistent with previous studies [10-12]. Higher education, as an indicator  
55  
56  
57  
58  
59  
60



1  
2  
3  
4 of higher health literacy, can be seen as an indirect indicator of MHL and thus is  
5  
6 associated with higher MHL. Higher income, usually accompanied with higher  
7  
8 education, is also related to higher MHL. Interestingly, being younger, instead of  
9  
10 being older is associated with higher MHL. The reason may be related to the different  
11  
12 social political environments that the different generations have experienced. During  
13  
14 the Chinese Cultural Revolution (1966–1976), education was not valued by the  
15  
16 Chinese government, leading to many people not receiving an education when they  
17  
18 were young. It was not until 1986 when the government introduced the nine-year  
19  
20 compulsory education policy that education became popularized to citizens all over  
21  
22 the nation. Since then, the educational level of people has increased throughout China.  
23  
24  
25  
26  
27  
28  
29 The negative correlation found between age and MHL may reflect China's political  
30  
31 history.

32  
33  
34 The positive impact of high MHL on a series of health outcomes including  
35  
36 physical, mental, and social health is established in the present study. The result that  
37  
38 people with higher MHL also enjoy better physical and social health is a novel finding  
39  
40 that has not been reported before in existing literature. The mechanism behind this  
41  
42 association may be related to the improved help-seeking behavior that has been  
43  
44 widely documented among people with higher MHL [16-19], which may lead to  
45  
46 increased general health outcomes including physical health and social health. The  
47  
48 finding that increased MHL is associated with increased general health provides  
49  
50 strong motivation to enhance population MHL through a series of educational  
51  
52 campaigns.  
53  
54  
55  
56  
57  
58  
59  
60

1  
2  
3  
4 One limitation of the present study is the unfavorable internal consistency of the  
5  
6 20-items MHKQ scale (Cronbach's  $\alpha = 0.61$ ), which is consistent with previous  
7  
8 studies showing weak to acceptable internal consistency [10, 11, 29]. However, this  
9  
10 may be due to the fact that for knowledge scales measuring various factors of a  
11  
12 construct, knowing the correct answer of one item does not necessarily lead to the  
13  
14 right recognition of another item, thus a very high internal consistency may not be  
15  
16 expected. Indeed, as a standardized government document developed by the Chinese  
17  
18 Ministry of Health (MOH) to assess the public knowledge and awareness of mental  
19  
20 health, the MHKQ has been popularized as a national gold standard to compare MHL  
21  
22 across the country. The purpose of the present study is not to test the psychometric  
23  
24 properties of the MHKQ, but to compare the level of MHL in the rural areas of  
25  
26 Liuyang with other parts of China. As a result, the psychometric properties of the  
27  
28 MHKQ are not of primary importance, given that the scale is comparable across  
29  
30 different studies.  
31  
32  
33  
34  
35  
36  
37  
38

39 Another limitation is the cross-sectional design of the study, which precludes  
40  
41 evaluation of temporal sequence of MHL and health outcomes, and causal  
42  
43 relationships cannot be determined. However, according to the scale's design, the  
44  
45 SRHMS assesses self-rated health in the past four weeks [30, 31], the PHQ [34] and  
46  
47 GAD [38] measure depression and anxiety in the past two weeks, while the MHKQ  
48  
49 measures an individual's lifetime knowledge and belief about mental health, which  
50  
51 may take root in a person's early life. We could infer a potential causal relationship  
52  
53 between MHL and health outcomes.  
54  
55  
56  
57  
58  
59  
60

1  
2  
3  
4 A third limitation is a lack of comparison between MHKQ with other  
5  
6 multifaceted scales intending to measure MHL. The fact that MHKQ is developed and  
7  
8 used only in China makes it difficult to compare the psychometric properties of the  
9  
10 Chinese version of MHKQ with other scales used in other populations outside China,  
11  
12 since psychometric testing is also sample-dependent [43]. Future research may benefit  
13  
14 from applying the English version of the MHKQ together with other scales in the  
15  
16 same study to compare its feasibility and psychometric properties.  
17  
18  
19

20  
21 In conclusion, MHL in the rural areas of Liuyang is lower than that reported in  
22  
23 urban areas of China. More efforts are needed to increase public awareness of mental  
24  
25 health promotion activities and more population-level intervention programs are  
26  
27 needed to educate the public about the correct attribution of mental disorders. Younger  
28  
29 age, higher education, and higher income are the three strongest factors related to  
30  
31 higher MHL, so educational interventions may need to be cohort-specific with special  
32  
33 attention paid to those who are older, poorer, and less educated. Higher MHL is  
34  
35 related to better general health including physical, mental, and social health,  
36  
37 suggesting that improvement of MHL may enhance overall population health,  
38  
39 warranting future exploration.  
40  
41  
42  
43  
44  
45  
46  
47  
48

#### 49 **Ethical Statement**

50  
51 This study was approved by the Institutional Review Boards of the School of Public  
52  
53 Health of Central South University and was performed in accordance with the ethical  
54  
55 standards laid down in the 1964 Declaration of Helsinki and its later amendments. All  
56  
57  
58  
59  
60

1  
2  
3  
4 participants in the present study gave their informed consent prior to their inclusion in  
5  
6 the study. Details that might disclose the identity of the subjects under study were  
7  
8 omitted and all data collected were unidentified.  
9

### 10 11 12 13 14 **Acknowledgement**

15  
16 We would like to thank the village cadres for guiding us to visit each household in the  
17  
18 rural areas of Liuyang county, Hunan province.  
19

### 20 21 22 23 24 **Conflicts of interest statement**

25  
26 The authors have no conflicts of interest to declare.  
27  
28

### 29 30 31 **Funding**

32  
33 The study was funded by the National Science and Technology Support Program,  
34  
35 China. (No. 2009BAI77B01; No. 2009BAI77B08) and the Hunan Provincial  
36  
37 Innovation Foundation For Postgraduate (No. CX2015B058)  
38  
39  
40  
41  
42  
43

44 Figure 1. Flowchart of subject enrollment  
45  
46  
47  
48  
49  
50  
51  
52  
53  
54  
55  
56  
57  
58  
59  
60

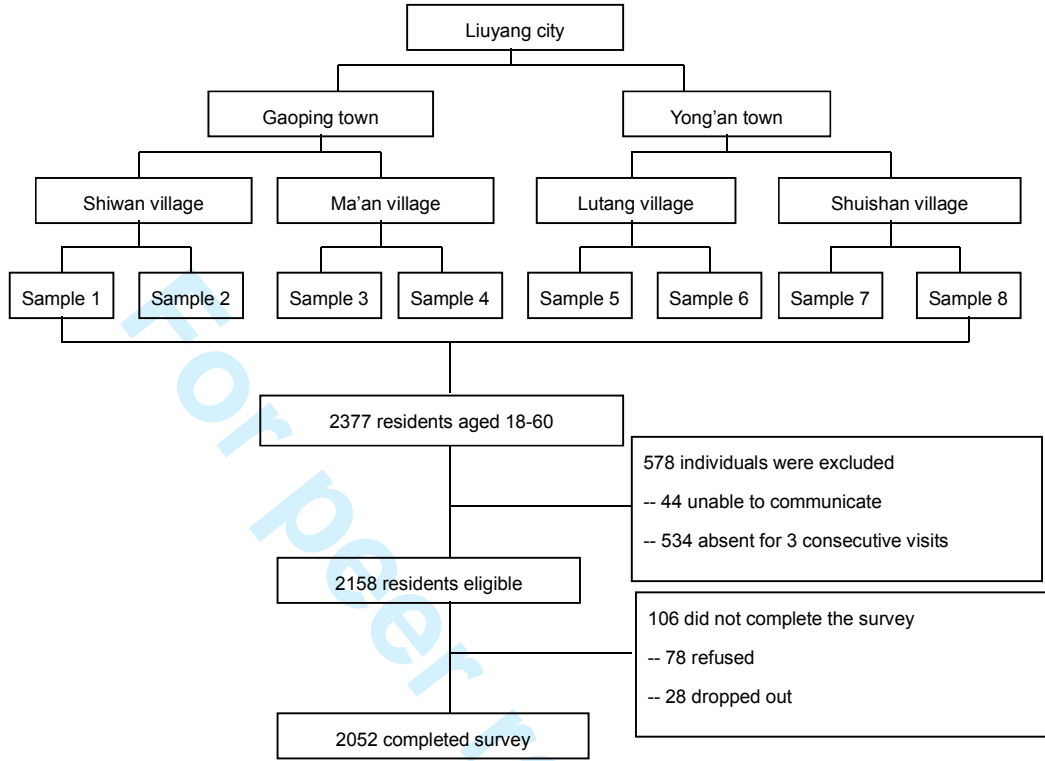


Figure 1. Flowchart of subject enrollment

## References

1. Jorm AF, Korten AE, Jacomb PA, et al. "Mental health literacy": a survey of the public's ability to recognise mental disorders and their beliefs about the effectiveness of treatment. *Med J Aust* 1997;166:182-6.
2. O'Connor M, Casey L, Clough B. Measuring mental health literacy--a review of scale-based measures. *J Ment Health* 2014;23:197-204.
3. Olsson DP, Kennedy MG. Mental health literacy among young people in a small US town: Recognition of disorders and hypothetical helping responses. *Early Intervention in Psychiatry* 2010;4:291-98.
4. Coles ME, Coleman SL. Barriers to treatment seeking for anxiety disorders: initial data on the role of mental health literacy. *Depress Anxiety* 2010;27:63-71.
5. Okuyama T, Nakane Y, Endo C, et al. Mental health literacy in Japanese cancer patients: ability to recognize depression and preferences of treatments-comparison with Japanese lay public. *Psychooncology* 2007;16:834-42.
6. Loureiro LM, Jorm AF, Oliveira RA, et al. Mental health literacy about schizophrenia: a survey of Portuguese youth. *Early Interv Psychiatry* 2015;9:234-41.
7. Wong DF, Lam AY, Poon A, et al. Gender differences in mental health literacy among Chinese-speaking Australians in Melbourne, Australia. *Int J Soc Psychiatry* 2012;58:178-85.
8. Cotton SM, Wright A, Harris MG, et al. Influence of gender on mental health literacy in young Australians. *Aust N Z J Psychiatry* 2006;40:790-6.
9. Koyama T, Tachimori H, Sawamura K, et al. Mental health literacy of autism spectrum disorders in the Japanese general population. *Soc Psychiatry Psychiatr Epidemiol* 2009;44:651-7.
10. Wang J, He Y, Jiang Q, et al. Mental health literacy among residents in Shanghai. *Shanghai Arch Psychiatry* 2013;25:224-35.
11. Peng Y, Wang XL, Li PF, et al. Mental health literacy in Changsha, China. *Shanghai Archives of Psychiatry* 2011;23:353-59(in Chinese).
12. Furnham A, Annis J, Cleridou K. Gender differences in the mental health literacy of young people. *Int J Adolesc Med Health* 2014;26:283-92.
13. Chiang JCS, Chow ASY, Chan RCK, et al. Pathway to care for patients with first-episode psychosis in Hong Kong. *Hong Kong Journal of Psychiatry* 2005;15:18-23.
14. Li H. Mental health literacy, stigma, and early intervention. *Asian J Psychiatr* 2012;5:209-10.
15. Loo PW, Furnham A. Public knowledge and beliefs about depression among urban and rural Chinese in Malaysia. *Asian J Psychiatr* 2012;5:236-45.
16. Jorm AF, Kelly CM, Wright A, et al. Belief in dealing with depression alone: results from community surveys of adolescents and adults. *J Affect Disord* 2006;96:59-65.
17. Mendenhall AN. Predictors of service utilization among youth diagnosed with mood disorders. *Journal of Child and Family Studies* 2011;21:603-11.
18. Mendenhall AN, Fristad MA, Early TJ. Factors influencing service utilization in mood symptom severity in children with mood disorders: Effects of multifamily psychoeducation groups. *Journal of Consulting and Clinical Psychology* 2009;77:463-73.
19. Jorm AF, Christensen H, Medway J, et al. Public belief systems about the helpfulness of interventions for depression: associations with history of depression and professional help-seeking. *Soc Psychiatry Psychiatr Epidemiol* 2000;35:211-9.

20. Kusan S. Reconstructing the Mental Health Narrative: Bio- cultural Grammar, Symbolic Text Translation and the Coalescence of Meanings. *The International Journal of Learning* 2012;18:442-61.
21. Kusan S. Dialectics of Mind, Body, and Place: Groundwork for a Theory of Mental Health Literacy. *SAGE Open* 2013:1-16.
22. Wei Y, Hayden JA, Kutcher S, et al. The effectiveness of school mental health literacy programs to address knowledge, attitudes and help seeking among youth. *Early Interv Psychiatry* 2013;7:109-21.
23. Jorm AF, Christensen H, Griffiths KM. The public's ability to recognize mental disorders and their beliefs about treatment: changes in Australia over 8 years. *Aust N Z J Psychiatry* 2006;40:36-41.
24. Kitchener BA, Jorm AF. Mental health first aid training: review of evaluation studies. *Aust N Z J Psychiatry* 2006;40:6-8.
25. Christensen H, Griffiths KM, Jorm AF. Delivering interventions for depression by using the internet: randomised controlled trial. *BMJ* 2004;328:265.
26. Jorm AF, Barney LJ, Christensen H, et al. Research on mental health literacy: what we know and what we still need to know. *Aust N Z J Psychiatry* 2006;40:3-5.
27. Health CMO. Survey evaluation protocol of mental health work from the General Office of the Ministry of Health (MOHCDC[2010] Number 24). Beijing: Ministry of Health. Available from: [http://www.gov.cn/gzdt/201003/08/content\\_1550552.htm](http://www.gov.cn/gzdt/201003/08/content_1550552.htm). (accessed August 1, 2013) (in Chinese)
28. Ministries of Health, Civil Affairs, Public Security, et al. Mental Health Work Plan of China (2002-2010). *Shanghai Archives of Psychiatry* 2003;15:125-28.
29. Zhong BL, Chen HH, Xiao SY, et al. Reliability and validity of Mental Health Knowledge Questionnaire for middle school students. *Chinese Journal of School Health* 2011;32:49-50.
30. Xu J, Wang BH, Hu MY, et al. The Development and evaluation of self-rated health measurement scale-prior test version. 2000,9(01):65-8. *Chinese Journal of Behavioral Medical Science* 2000;9:65-68.
31. Xu J, Guo R, Liu YS, et al. The Study of Responsiveness on Self-rated Health Measurement Scale(the Revised Version 1.0). *Chinese Journal of Health Statistics* 20:272-5.
32. Xu J, Zhang J, Feng L, et al. Self-rated health of population in Southern China: association with socio-demographic characteristics measured with multiple-item self-rated health measurement scale. *BMC Public Health* 2010;10:393.
33. Xu Y, Xue ZM. A Comparative Study of SCL-90 and Self-rated Health Measurement Scale in College Students. 2003, 3:232. *Chinese Journal of Clinical Psychology* 2003;3:232.
34. Spitzer RL, Kroenke K, Williams JB. Validation and utility of a self-report version of PRIME-MD: the PHQ primary care study. Primary Care Evaluation of Mental Disorders. Patient Health Questionnaire. *JAMA* 1999;282:1737-44.
35. Wang W, Bian Q, Zhao Y, et al. Reliability and validity of the Chinese version of the Patient Health Questionnaire (PHQ-9) in the general population. *Gen Hosp Psychiatry* 2014;36:539-44.
36. Chen TM, Huang FY, Chang C, et al. Using the PHQ-9 for depression screening and treatment monitoring for Chinese Americans in primary care. *Psychiatr Serv* 2006;57:976-81.
37. Chen S, Chiu H, Xu B, et al. Reliability and validity of the PHQ-9 for screening late-life depression in Chinese primary care. *Int J Geriatr Psychiatry* 2010;25:1127-33.

- 1  
2  
3 38. Spitzer RL, Kroenke K, Williams JB, et al. A brief measure for assessing generalized anxiety disorder:  
4 the GAD-7. *Arch Intern Med* 2006;166:1092-7.  
5  
6 39. Beard C, Bjorgvinsson T. Beyond generalized anxiety disorder: psychometric properties of the  
7 GAD-7 in a heterogeneous psychiatric sample. *J Anxiety Disord* 2014;28:547-52.  
8  
9 40. Lowe B, Decker O, Muller S, et al. Validation and standardization of the Generalized Anxiety  
10 Disorder Screener (GAD-7) in the general population. *Med Care* 2008;46:266-74.  
11  
12 41. Hu HY, Yan YZ, Chen LM, et al. Knowledge about mental health and attitude to mental disorder in  
13 urban and rural residents in Guangzhou *Chinese Mental Health Journal* 2012;26:30-35.  
14  
15 42. Liang XP, Zhu XJ, Liu T, et al. Crosssectional survey on awareness of mental health  
16 knowledge among communities in Xi'an *China Journal of Health Psychology*  
17 2011;25:1200-02.  
18  
19 43. Yu Y, Shiu CS, Yang JP, et al. Factor analyses of a social support scale using two methods. *Qual Life*  
20 *Res* 2015;24:787-94.  
21  
22  
23  
24  
25  
26  
27  
28  
29  
30  
31  
32  
33  
34  
35  
36  
37  
38  
39  
40  
41  
42  
43  
44  
45  
46  
47  
48  
49  
50  
51  
52  
53  
54  
55  
56  
57  
58  
59  
60



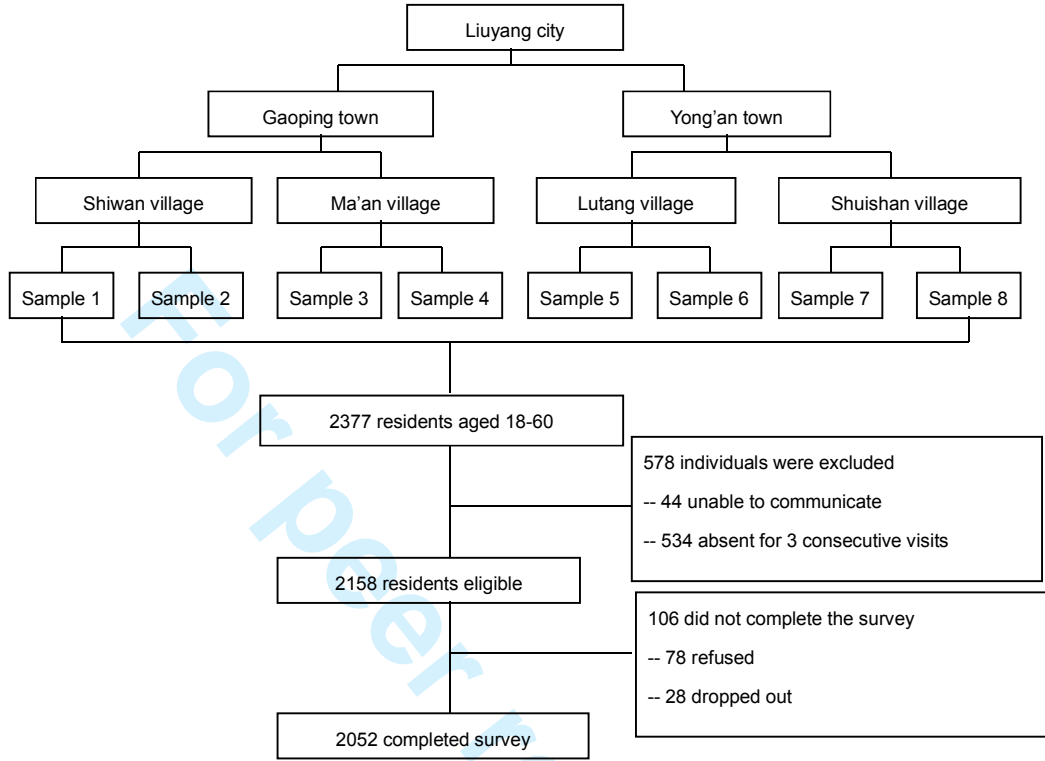


Figure 1. Flowchart of subject enrollment

1  
2  
3  
4  
5  
6  
7  
8  
9  
10  
11  
12  
13  
14  
15  
16  
17  
18  
19  
20  
21  
22  
23  
24  
25  
26  
27  
28  
29  
30  
31  
32  
33  
34  
35  
36  
37  
38  
39  
40  
41  
42  
43  
44  
45  
46  
47  
48  
49  
50  
51  
52  
53  
54  
55  
56  
57  
58  
59  
60

For peer review only

# BMJ Open

## Assessment of Mental Health Literacy Using a Multifaceted Measure among a Chinese Rural Population

Journal:	<i>BMJ Open</i>
Manuscript ID:	bmjopen-2015-009054.R2
Article Type:	Research
Date Submitted by the Author:	22-Aug-2015
Complete List of Authors:	Yu, Yu; School of Public Health, Central South University, Department of Social Medicine and Health Management Liu, Zi-wei; School of Public Health, Central South University, Department of Social Medicine and Health Management Hu, Mi; School of Public Health, Central South University, Department of Social Medicine and Health Management Liu, Xi-guang; School of Public Health, Central South University, Department of Social Medicine and Health Management Liu, Hui-ming; School of Public Health, Central South University, Department of Social Medicine and Health Management Yang, Joyce; University of Washington, Department of Psychology Zhou, Liang; School of Public Health, Central South University, Department of Social Medicine and Health Management Xiao, Shuiyuan; School of Public Health, Central South University, Department of Social Medicine and Health Management
<b>Primary Subject Heading</b>:	Mental health
Secondary Subject Heading:	Public health, Health services research, Epidemiology
Keywords:	MENTAL HEALTH, Anxiety disorders < PSYCHIATRY, Depression & mood disorders < PSYCHIATRY, PUBLIC HEALTH

SCHOLARONE™  
Manuscripts

1  
2  
3  
4 **Assessment of Mental Health Literacy Using a Multifaceted Measure**  
5  
6 **among a Chinese Rural Population**  
7  
8  
9

10  
11 **Authors' information:**  
12

13 **Yu Yu, MPH**

14  
15  
16 **Affiliation:** Department of Social Medicine and Health Management, School of  
17  
18 Public Health, Central South University, China  
19

20  
21 **Mailing address:** School of Public Health, Central South University, Upper  
22  
23 Mayuanlin Road 238, Changsha, Hunan 410008, China  
24  
25  
26  
27

28  
29 **Zi-wei Liu**

30  
31 **Affiliation:** Department of Social Medicine and Health Management, School of  
32  
33 Public Health, Central South University, China  
34

35  
36 **Mailing address:** School of Public Health, Central South University, Upper  
37  
38 Mayuanlin Road 238, Changsha, Hunan 410008, China  
39  
40  
41  
42

43  
44 **Mi Hu, MD**

45  
46 **Affiliation:** Department of Social Medicine and Health Management, School of  
47  
48 Public Health, Central South University, China  
49

50  
51 **Mailing address:** School of Public Health, Central South University, Upper  
52  
53 Mayuanlin Road 238, Changsha, Hunan 410008, China  
54  
55  
56  
57

**Xi-guang Liu**

**Affiliation:** Department of Social Medicine and Health Management, School of Public Health, Central South University, China;

**Mailing address:** School of Public Health, Central South University, Upper Mayuanlin Road 238, Changsha, Hunan 410008, China;

**Hui-ming Liu, PhD**

**Affiliation:** Department of Social Medicine and Health Management, School of Public Health, Central South University, China;

**Mailing address:** School of Public Health, Central South University, Upper Mayuanlin Road 238, Changsha, Hunan 410008, China;

**Joyce P. Yang, M.S.**

**Affiliation:** Department of Psychology, University of Washington, USA

**Mailing address:** 3909 Stevens Way NE, Box 351525, Seattle, WA 98195-1525

**Liang Zhou, MD**

**Affiliation:** Department of Social Medicine and Health Management, School of Public Health, Central South University, China

**Mailing address:** School of Public Health, Central South University, Upper Mayuanlin Road 238, Changsha, Hunan 410008, China

**Corresponding author's information:****Shui-yuan Xiao, MD****Affiliation:** Department of Social Medicine and Health Management, School of Public Health, Central South University, China**Mailing address:** School of Public Health, Central South University, Upper Mayuanlin Road 238, Changsha, Hunan 410008, China**Tel:** +86-(0)731-84805459**Fax:** 84805459**E-mail address:** [xiaosy@live.com](mailto:xiaosy@live.com)**Keywords:**

Mental health literacy . Depression. Anxiety. Rural. Chinese

**\*Word count:** 3750      **Tables:** 5      **Fig:** 1

## ABSTRACT

**Objectives:** The present study aims to assess Mental health literacy (MHL) using a standardized multifaceted 20-item instrument called Mental health knowledge questionnaire (MHKQ) developed by the Chinese Ministry of Health among a rural Chinese population.

**Setting:** Four villages in Liuyang county of Hunan province, China

**Participants:** This was a cross-sectional study. A multistage cluster-sampling method was adopted, leading to a final sampling frame of 2377 residents aged 18-60 from 4 villages of Liuyang county. Inclusion criteria were all residents aged 18-60 living in the village for at least half a year; exclusion criteria were those who were not living in the areas during the research period, those with difficulty in communication due to serious physical or mental illness, and those who were cognitively impaired or actively psychotic. Finally, 2052 completed the survey.

**Primary and secondary outcome measures:** Primary outcome was correct response rate of the MHKQ, secondary outcome measures were association between socio-demographics and MHL, and association between MHL and health outcomes.

**Results:** Correct response rates for the 20 MHKQ items ranged from 19 to 94%, with a mean rate of 58%. Younger age ( $r = -0.02$ ,  $p < 0.01$ ), higher education ( $r = 1.38 - 2.69$ ,

p<0.01), and higher income ( $r= 0.41$ ,  $p<0.01$ ) were independently associated with higher MHL. MHL was independently associated with self-rated general health ( $r=2.31$ ,  $p<0.01$ ), depression ( $r= -0.09$ ,  $p<0.01$ ) and anxiety ( $r= -0.07$ ,  $p<0.05$ ).

**Conclusions:** MHL in the rural areas of Liuyang is lower than that reported in urban areas of China. There is much room for improvement with regard to mental health literacy promotion in rural areas of China. Younger age, higher education, and higher income are the three robust factors related to higher MHL, so cohort-specific educational intervention efforts may be indicated.

## Article summary

### Strengths

- Broadening the definition of mental health literacy (MHL) to include both “illness literacy”, as well as “health literacy”.
- Assessing population level MHL in rural China using a multifaceted measurement tool---the mental health knowledge questionnaire (MHKQ) instead of vignettes based in Western cultural contexts.
- Exploring the relationship between MHL and a range of health outcomes, which is a substantially underdeveloped area of research.

### Limitations

- Lack of comprehensive psychometric testing of the MHKQ.
- The cross-sectional study design makes causal relationships undeterminable.



- Lack of comparison between MHKQ with other multifaceted scales intending to measure MHL as the MHKQ has not be utilized outside of China.

## INTRODUCTION

Mental health literacy (MHL) refers to knowledge and beliefs about mental health disorders that aid in their recognition, management, or prevention [1]. First introduced in 1997 by Australian researchers Jorm and colleagues, this definition has become a gold standard within research and practice on MHL [2]. According to Jorm et al., MHL includes seven key components: (1) the ability to recognise specific disorders; (2) knowledge of how to seek mental health information; (3) knowledge of risk factors of mental illness; (4) knowledge of causes of mental illness; (5) knowledge of self-treatments; (6) knowledge of professional help available; and (7) attitudes that promote recognition and appropriate help-seeking. Based on Jorm et al.'s definition, O'Connor et al. grouped the seven key components of MHL into recognition, knowledge of factors relating to mental health, and attitudes and beliefs about mental disorders [2]. Of the various aspects of mental health literacy, recognition of mental disorders is the most common attribute measured in MHL as it is the first step towards mental health literacy and forms a prerequisite for measurement of other attributes.

Ever since the definition of MHL was first proposed, the concept has drawn extensive attention to the public's low level of MHL, with growing evidence showing low recognition rate of common mental disorders among various populations in both developed and developing countries. For example, the recognition rate of depression

1  
2  
3  
4 is less than 50% among adolescents [3] and college students [4] in the US, and is only  
5  
6 11% among cancer patients and 25% among lay people in Japan [5]. One study  
7  
8 among Portuguese youth reported the recognition rate of schizophrenia or psychosis  
9  
10 as 42.17% and 22.21%, respectively [6], while another study amongst resettled Iraqi  
11  
12 refugees found that only 14.2% of participants recognized posttraumatic stress  
13  
14 disorder. Further investigation of the factors related to MHL has found that female  
15  
16 gender [7-9], higher education [10 11], younger age [10-12] and being employed [11]  
17  
18 are associated with higher MHL. The importance of MHL in help-seeking behavior  
19  
20 has also been studied, with evidence indicating that lack of MHL is a main challenge  
21  
22 that patients and families face in seeking help [13 14], especially in Asian cultures  
23  
24 where utilization of mental health services are lower across the board [15]. There is  
25  
26 also growing evidence showing that higher MHL is associated with better access to  
27  
28 and utilization of mental health services [16 17]. Moreover, increasing MHL can  
29  
30 improve help-seeking behavior, the quality of mental health service and as a result,  
31  
32 patients' symptoms [18 19].  
33  
34  
35  
36  
37  
38  
39  
40

41 Despite the rich and abundant research on MHL all over the world, it is  
42  
43 important to note that there are three major limitations in existing studies on MHL.  
44  
45

46 First, the most widely used definition of MHL by Jorm is problematically narrow  
47  
48 in its scope. Based on the Diagnostic and Statistical Manual of Mental Disorders  
49  
50 (DSM-IV), Jorm's definition of MHL is illness-oriented, neglecting the fact that  
51  
52 health-oriented literacy including self-regulation strategies and techniques to improve  
53  
54 mental health should also be incorporated as an important component of MHL [20].  
55  
56  
57  
58  
59  
60

1  
2  
3  
4 Kusan [21] and Wei et al. [22] have suggested a broader definition of MHL including  
5  
6 knowledge to enhance and maintain good mental health, knowledge of mental  
7  
8 disorders and their treatments, decreased stigma against mental disorders, and  
9  
10 enhanced help-seeking efficacy, however, this definition is rarely used in research  
11  
12 related to MHL.  
13  
14

15  
16 Second, existing assessment of MHL mainly relies on a vignette interview  
17  
18 approach, which may not comprehensively reflect respondents' understanding of  
19  
20 mental health. In the vignette interview approach, a vignette is presented that  
21  
22 describes an individual with a mental health difficulty and asks a series of questions  
23  
24 related to participants' understanding of what is "wrong" with the individual in the  
25  
26 vignette [1, 23]. The vignette interview approach usually targets one specific mental  
27  
28 disorder without reflecting understanding of the multifaceted concept of MHL. It is  
29  
30 especially lacking in assessment of people's health literacy, thus evaluation of MHL  
31  
32 based on the vignette interview approach may be incomplete. Furthermore, the  
33  
34 vignette interview approach does not provide for a total or subscale score to be  
35  
36 generated, nor does it allow for subscales to be included, making it impossible to  
37  
38 make individual-level comparisons on each specific attribute of the multifaceted MHL  
39  
40 [2]. Moreover, the questions of the vignette are not independent, with the answer to  
41  
42 the first question forming the basis for the answers to the remaining questions, which  
43  
44 may not reflect the respondent's true knowledge of the etiology and treatment of  
45  
46 mental disorders[2].  
47  
48  
49  
50  
51  
52  
53  
54

55  
56 Third, most of previous research has focused on the current situation of MHL  
57  
58  
59  
60

1  
2  
3  
4 and its association with demographics characteristics such as gender, age, education  
5  
6 and employment, without noticing the potential impact of MHL on a series of health  
7  
8 outcomes including physical, mental, and social health. Although improved MHL has  
9  
10 been proven to generate improved mental health at the individual level in two  
11  
12 intervention studies [24, 25], whether this could be translated into gains at the  
13  
14 population level remains to be seen [26]. Even less is known about the impact of  
15  
16 improved MHL on other domains of health such as physical and social health.  
17  
18  
19

20  
21 In light of these gaps, in the current study, we administered a 20-item instrument  
22  
23 developed by the Chinese Ministry of Health —the Mental Health Knowledge  
24  
25 Questionnaire (MHKQ) [27]—to assess MHL in a representative sample of rural  
26  
27 adults living in Liuyang City of Hunan Province, China. Based on the broader  
28  
29 definition of MHL raised by Kusan and Wei [21-22], MHKQ assesses both “disorder  
30  
31 literacy” and “health literacy” of individuals. The MHKQ was used as a nationwide  
32  
33 gold standard to assess the public’s MHL, after the “2002-2010 China Mental Health  
34  
35 Work Plan” [28] was issued by the Ministry of Health, with the purpose of increasing  
36  
37 public’s MHL to 50% by 2010. The present study aims to measure the current level of  
38  
39 MHL in the rural areas of Liuyang county in Hunan province, and to explore its  
40  
41 association with social-demographics and a series of health outcomes including  
42  
43 physical, mental, and social health.  
44  
45  
46  
47  
48  
49  
50

## 51 52 53 54 **METHODS**

### 55 56 57 **Participants**

1  
2  
3  
4 This was a cross-sectional study. The target population was residents aged 18-60 who  
5  
6 have lived in the rural areas of Liuyang County, Hunan Province for over 6 months.

7  
8  
9 The survey was conducted from November 2010 to August 2011. A multistage  
10  
11 cluster-sampling method was adopted to identify subjects (See Figure 1). Two towns  
12  
13 (Gaoping and Yongan) were randomly selected from 33 towns of Liuyang county, and  
14  
15 then two villages were randomly selected from each town, followed by two samples  
16  
17 randomly selected from each village, leading to a total sampling frame of 8 samples.  
18  
19 Those who were not living in the areas during the research period, those with  
20  
21 difficulty in communication due to serious physical or mental illness, and those who  
22  
23 were cognitively impaired or actively psychotic were excluded, leading to a final  
24  
25 sample of 2052 residents.  
26  
27  
28  
29

30  
31 Interviewers visited each household and conducted face-to-face interview with  
32  
33 each eligible respondent after obtaining written informed consent. Each interview  
34  
35 took approximately 1 hour, and each household was reimbursed with small gifts such  
36  
37 as kitchen utensils (\$2). Completed surveys were checked by a quality control person  
38  
39 to ensure that there were no inconsistencies or missing items. Ethics approval was  
40  
41 granted by the Institutional Review Board of the School of Public Health of Central  
42  
43 South University.  
44  
45  
46  
47  
48  
49  
50

## 51 **Instruments**

52  
53 MHKQ The Mental Health Knowledge Questionnaire (MHKQ) is a 20-item  
54  
55 self-report questionnaire developed by the Chinese Ministry of Health (MOH) in 2009  
56  
57  
58  
59  
60

1  
2  
3  
4 to assess public knowledge and awareness of mental health. Items 1-16 are statements  
5  
6 about mental health that require respondents to choose 'true', 'false', or 'unknown';  
7  
8  
9 correct responses are 'true' for items 1, 3, 5, 7, 8, 11, 12, 15 and 16, and 'false' for  
10  
11 items 2, 4, 6, 9, 10, 13 and 14. 1 point is given to each correct answer, with incorrect  
12  
13 or unknown responses receiving 0 points. Items 17-20 ask about whether the  
14  
15 respondents have heard of four mental health promotion days, with 1 or 0 points given  
16  
17 to those answering 'yes' and 'no', respectively. Past psychometric testing of the scale  
18  
19 has reported internal consistency of Cronbach's  $\alpha$  coefficients ranging from 0.57 to  
20  
21 0.73 [10, 11, 29] and a 2-week test-retest reliability as measured by intra-class  
22  
23 correlation coefficients of 0.68 [29]. However, there has been inconsistency regarding  
24  
25 subscales of the MHKQ, with four [11, 29] and five subscales [10] being reported in  
26  
27 various studies. In the present study, the MHKQ had a Cronbach's  $\alpha$  coefficient of  
28  
29 0.61. An exploratory factor analysis yielded a three-factor solution, which covers  
30  
31 three aspects of MHL including knowledge of the characteristics of mental health and  
32  
33 mental disorders (items 1, 2, 3, 5, 7, 8, 11, 12, 15 and 16), belief in the epidemiology  
34  
35 of mental disorders (items 4, 6, 9, 10, 13 and 14), and awareness of mental health  
36  
37 promotion activities (items 17-20), with Cronbach's  $\alpha$  coefficients ranging from 0.62  
38  
39 to 0.67.  
40  
41  
42  
43  
44  
45  
46  
47  
48  
49  
50

51 **SRHMS** The Self-Rated Health Measurement Scale (SRHMS) is a 48-item scale  
52  
53 developed and revised by Xu et al. [30, 31] to assess self-rated health in both  
54  
55 hospitalized and general populations. It is a comprehensive scale measuring 9  
56  
57  
58  
59  
60

1  
2  
3  
4 domains of health including physical symptoms and organ functions (B1), daily  
5  
6 physical activities (B2), physical mobility (B3), psychological symptoms and negative  
7  
8 emotions (M1), positive emotions (M2), cognitive function (M3), role activity and  
9  
10 social adaptability (S1), social resource and social contact (S2), and social support  
11  
12 (S3), which are grouped into three categories in the present study: physical health  
13  
14 (BZT), mental health (MZT) and social health (SZT). Each item is rated on a 10-point  
15  
16 scale from 1 = 'extremely poor health' to 10 = 'extremely good health'. Items 4, 5, 7,  
17  
18 24, 25, 26, 27, 28, 29, and 30 are reversed scored and a cumulative score is obtained  
19  
20 by adding individual scores. The SRHMS has widespread use in China [30, 32, 33]  
21  
22 and demonstrated good internal consistency in the current study, with a Cronbach's  $\alpha$   
23  
24 coefficient of 0.91 for the total scale and 0.80-0.82 for its three subscales.  
25  
26  
27  
28  
29  
30  
31  
32

33  
34 PHQ-9 The Patient Health Questionnaire (PHQ-9) is one of the most widely used  
35  
36 screening tools for depression in adults. The 9-item questionnaire was based on  
37  
38 criteria for depressive disorders in the Diagnostic and Statistical Manual of Mental  
39  
40 Disorders (DSM-IV) [34]. Respondents are asked whether they have been bothered by  
41  
42 9 symptoms in the past two weeks on a 4-point Likert scale from 0 = 'not at all' to 3 =  
43  
44 'nearly every day', with higher scores indicating higher depression. A total score is  
45  
46 calculated by adding the scores of each item and ranges from 0 to 27. The Chinese  
47  
48 version of PHQ-9 has been well validated in multiple studies [35-37] and showed  
49  
50 good internal consistency in the current study, with a Cronbach's  $\alpha$  coefficient of 0.81.  
51  
52  
53  
54  
55  
56  
57  
58  
59  
60

1  
2  
3  
4 GAD-7 The Generalized Anxiety Disorder Scale (GAD-7) is a 7-item self-report  
5  
6 scale developed by Spitzer et al. [38] to assess symptoms of and screen for  
7  
8 generalised anxiety disorder in primary care settings. Respondents are asked to choose  
9  
10 how often they have been bothered by anxiety symptoms on a 4-point Likert scale  
11  
12 from 0 = 'not at all' to 3 = 'nearly every day'. A total score is calculated by adding the  
13  
14 scores of each item and ranges from 0 to 21, with higher scores indicating higher  
15  
16 anxiety. The GAD-7 has been widely used and well validated in both psychiatric  
17  
18 settings [39] and general populations [40] and demonstrated good internal consistency  
19  
20 in the current study with a Cronbach's  $\alpha$  coefficient of 0.88.  
21  
22  
23  
24  
25  
26  
27  
28

### 29 **Data analysis**

30  
31 Data were analyzed using STATA software version 12.0. Socio-demographic  
32  
33 characteristics of the sample were examined using descriptive statistics. *t*-tests and  
34  
35 ANOVA were used to compare the MHL score of respondents by gender, age,  
36  
37 ethnicity, education, employment, income, marriage, and religion, followed by  
38  
39 multiple linear regression to identify the characteristics of respondents that were  
40  
41 independently related to the assessed level of MHL. The association between MHL  
42  
43 and each of the health outcomes including self-rated mental health, physical health,  
44  
45 social health, depression and anxiety were analyzed using separate multiple linear  
46  
47 regression models adjusted for all demographics.  
48  
49  
50  
51  
52  
53  
54  
55

### 56 **RESULTS**



## Sample characteristics

A total of 2052 residents completed the questionnaires with a response rate of 95.1%, and their demographic characteristics are summarized in Table 1. The median age of the sample was 42 with a range of 18-59, with more female (55.80%) than male (44.20%) participants. Most of the sample were of Han ethnicity (99.5%), married (90.98%), and non-religious (90.01%), with low education (middle school and below: 84.75%). 61.11% of the sample were employed, and over two-thirds had a monthly income of lower than 300 CNY.

Table 1 Socio-demographics of the sample ( $N=2052$ )<sup>a</sup>

Characteristics		<i>n</i>	%
Gender	Male	907	44.20
	Female	1145	55.80
Age (years)	18-25	227	11.06
	26-35	344	16.76
	36-45	687	33.48
	46-60	794	38.69
Ethnicity	Han	2042	99.51
	Non-Han	10	0.49
Education	Primary school or lower	814	39.67
	Middle school	925	45.08
	High school and above	313	15.25
Employment	Unemployed	797	38.84
	Employed	1254	61.11
Income (CNY/Month/person)	150 or less	936	45.61
	151-300	475	23.15
	300 or greater	575	28.02
Marital Status	Never married	145	7.07
	Married/cohabiting	1867	90.98
	Divorced/separated/widowed	40	1.95
Religion	Yes	205	9.99
	No	1847	90.01

Abbreviation: CNY, Chinese Yuan

<sup>a</sup> Some percentages don't add up to 100 due to missing values

### Correct response rate of the MHKQ

In this sample, the correct response rate of the 20 items ranged from 18.7% to 94.1%, with a mean correct response rate of 58.1%. The computed MHL score ranged from 0 to 20 and the mean (SD) value was 11.6 (2.9). Awareness rate of the four international mental health awareness days ranged from 18.7% to 56.8% with “International Day Against Drug Abuse and Illicit Trafficking” as the most widely recognized mental health promotion day (56.8%). Less than one-quarter of respondents had heard about World Sleep Day (20.3%), World Mental Health Day (24.5%), and World Suicide Prevention Day (18.7%). Of the 16 true-false questions, the items that were most likely to be answered correctly were Item 11, “An optimistic attitude towards life, good inter-personal relationships, and healthy living habits are helpful to maintain mental health” (94.1%), Item 5, “The main content of mental health includes normal intelligence, stable emotion, good mood, and harmonious inter-personal relationships” (87.9%), and Item 1, “Is mental health an integral part of health?” (87.2%). Items with the lowest correct response rates were Item 2, “Mental illnesses are caused by ethically (or politically) incorrect thinking” (23.59%), Item 4, “All the mental disorders are due to arousal of violent emotion” (27.34%), and Item 9, “Psychological/psychiatric disorders can never be prevented” (41.81%). The correct response rate of each question was displayed in table 2.

Table 2. Correct response rate of MHKQ ( $N=2052$ )

Item	Question [correct response]	%
16 true-false questions		
11	Positive attitudes, good interpersonal relationships and a healthy life style can help maintain mental health. [true]	94.15

5	Components of mental health include normal intelligence, stable mood, a positive attitude, quality interpersonal relationships, and adaptability. [true]	87.87
1	Mental health is a component of health. [true]	87.23
7	Psychological or psychiatric services should be sought if one suspects the presence of psychological problems or a mental disorder. [true]	86.01
16	Mental problems or disorders may occur when an individual is under psychological stress or facing major life events (e.g. death of family members). [true]	79.68
8	Psychological problems can occur at almost any age. [true]	78.65
3	Many people have mental problems but do not realize it. [true]	76.27
15	Individuals with a bad temperament are more likely to have mental problems. [true]	74.12
13	Psychological problems in adolescents do not influence academic grades. [false]	72.86
12	Individuals with a family history of mental disorders are at a higher risk for psychological problems and mental disorders. [true]	63.99
6	Most mental disorders cannot be cured. [false]	54.04
10	Even for severe mental disorders (e.g. schizophrenia), medications should be taken for a given period of time only; there is no need to take them for a long time. [false]	48.15
14	Middle-aged or elderly individuals are unlikely to develop psychological problems and mental disorders. [false]	46.73
9	Mental disorders and psychological problems cannot be prevented. [false]	41.81
4	All mental disorders are caused by external stressors. [false]	27.34
2	Mental disorders are caused by incorrect thinking. [false]	23.59
4 mental health promotion activities		
18	Have you heard about the International Day against Drug Abuse and Illicit Drug Trafficking? [true]	56.77
17	Have you heard about International Mental Health Day? [true]	24.46
20	Have you heard about World Sleep Day? [true]	20.27
19	Have you heard about the International Suicide Prevention Day? [true]	18.71

### Association between social-demographics and MHL

The mean total score of the sample was  $11.63 \pm 2.9$ . Table 3 shows the mean MHKQ scores for different demographic groups of subjects. There were statistically significant differences in the scores by age, education, employment, income, and marital status. Univariate analyses showed that younger age, higher education, being

employed, higher income, and being single is associated with higher mental health knowledge. Subsequent multiple linear regressions controlling for all demographics factors showed that age, education, and income were independently associated with MHL (Table 4). Participants with younger age, higher education, and higher income had better MHL. When age increases by one year, the MHKQ score decreases by a slight 0.02 points. When education increases from primary school to middle school and college, MHKQ score increases by 1.38 and 2.69 points, respectively. When income increases from below 150 CNY/month to above 300 CNY/month, MHKQ score increases by 0.41 points.

Table 3 Univariate analysis of the MHKQ score

Item	n	Mean score	t/F	<i>p</i>
Total	2052	11.63		
Gender				
Male	907	11.74		
Female	1145	11.54	1.58	0.11
Nationality				
Han	2042	11.62		
Non-Han	10	12.8	-1.26	0.21
Age				
18-25	227	12.48		
26-35	344	12.54		
36-45	687	11.58		
46-60	794	11.01	29.97	<0.01
Education				
Primary school or less	814	10.45		
Middle school	925	12.06		
College and above	313	13.42	151.88	<0.01
Employment				
Unemployed	797	11.41		
Employed	1254	11.76	2.66	0.01
Income (CNY/Month)				
150 or less	936	11.29		
151-300	475	11.81		
300 or greater	575	12.07	13.84	<0.01
Marital Status				
Married/cohabited	1867	11.58		
Divorced/separated/widowed	40	11.35		
Never married	145	12.37	5.02	0.01
Religion				
Yes	205	11.42		
No	1847	11.65	-1.04	0.30

Table 4 Multiple linear regression of MHKQ scale scores

Variable	Coef.	Std. Coef	t	p> t	95%CI
Age (continuous)	-0.02	0.01	-3.51	<0.001**	(-0.04, -0.01)
Gender					
Male (ref)					
Female	-0.00	0.14	-0.00	0.997	(-0.27, 0.27)
Nationality					
Han (ref)					
Non-han	1.34	0.87	1.53	0.125	(-0.37, 3.06)
Education					
Primary school or less(ref)					
Middle school	1.38	0.14	9.53	<0.001**	(1.10, 1.66)
College and above	2.69	0.21	13.03	<0.001**	(2.41, 3.23)
Employment					
Unemployed(ref)					
Employed	-0.22	0.14	-1.60	0.109	(-0.49, 0.05)
Income					
150 or less(ref)					
(CNY/Month) 151-300	0.25	0.16	1.63	0.104	(-0.05, 0.56)
300 or greater	0.41	0.15	2.73	0.006**	(0.12, 0.70)
Marital Status					
Married/cohabited (ref)					
Divorced/separated/widowed	0.13	0.26	0.49	0.624	(-0.39, 0.65)
Never married	0.58	0.53	1.09	0.276	(-0.46, 1.63)
Religion					
Yes(ref)					
No	-0.04	0.21	-0.21	0.837	(-0.45, 0.36)

\*\*significant at  $p=0.01$

### Association between MHL and health outcomes

To explore the association between MHL and health outcomes, we conducted multiple linear regression for SRHMS, PHQ, and GAD independently, adjusting for all demographics. Our results showed that MHL was independently positively associated with self-rated general health ( $r=2.31, p<0.01$ ), including physical health ( $r=0.46, p<0.01$ ), mental health ( $r=0.54, p<0.01$ ), and social health ( $r=1.07, p<0.01$ ),

regardless of demographics. A one-point increase in MHL will lead to an increase of 2.31 points in self-rated general health. MHL was also independently negatively associated with depression ( $r = -0.09$ ,  $p < 0.01$ ) and anxiety ( $r = -0.07$ ,  $p < 0.05$ ), regardless of demographics. A one point increase in MHL leads to 0.09 point decrease in depression scores and 0.07 point decrease in anxiety scores.

Table 5 Association between MHL and each health outcome (SRHMS, PHQ and GAD) using multiple linear regression models adjusted for demographics<sup>b</sup>

Health outcomes		Coef.	Std. Coef.	t	p> t	95%CI
SRHMS	Physical health	0.46	0.15	3.14	0.002**	(0.17, 0.75)
	Mental health	0.54	0.17	3.20	0.001**	(0.21, 0.87)
	Social health	1.07	0.14	7.56	<0.001**	(0.80, 1.35)
	Total health	2.31	0.40	5.79	<0.001**	(1.53, 3.09)
PHQ	Depression	-0.09	0.03	-2.81	0.005**	(-0.15, -0.03)
GAD	Anxiety	-0.07	0.03	-2.50	0.013*	(-0.13, -0.02)

<sup>b</sup> adjusted demographics included: age, gender, nationality, education, employment, income, marital status, and religion.

\*significant at  $p=0.05$ , \*\* significant at  $p=0.01$

## DISCUSSION

The study was conducted to assess mental health literacy in rural areas after the Ministry of Health issued the “2002-2010 China Mental Health Work Plan” [28], which aims to increase public awareness rate of the characteristics and prevention of mental disorders to 50% by 2010. The current study in the rural areas of Liuyang is based on a protocol developed by the China Ministry of Health, which produced data on community members’ mental health literacy to provide guidance and a basis for future mental health advocacy and education. The mean overall correct response rate of mental health literacy identified in this study is 58%, suggesting that the goal of

1  
2  
3  
4 “2002-2010 China Mental Health Work Plan” has been achieved in rural areas of  
5  
6 Liuyang. However, this rate is lower than those reported in urban areas of China such  
7  
8 as Shanghai (72%) [10], Guangzhou (60.2%) [41], Changsha (68.5%) [11], and Xi’an  
9  
10 (70.3%) [42]. This may be explained by the less developed economy in the rural areas  
11  
12 of China. Mental health literacy in less developed rural areas is in need of  
13  
14 improvement through both population wide interventions and individual training  
15  
16 programs [26].  
17  
18  
19

20  
21 Compared to the 57% awareness rate of the “International Day Against Drug  
22  
23 Abuse and Illicit Trafficking”, the awareness rate of World Mental Health Day, World  
24  
25 Suicide Prevention Day, and World Sleep Day are much lower. The reason may be  
26  
27 that the government has put much greater emphasis on drug abuse and trafficking, due  
28  
29 to its greater potential to threaten and endanger social safety and stability compared to  
30  
31 other mental health problems such as sleep disorders and suicide. Promotion efforts  
32  
33 on the other three days need to be strengthened by the government to increase public  
34  
35 awareness of these issues and popularize knowledge about them. Most people (over  
36  
37 70%) held misbeliefs about the etiology of mental illness, thinking that ethically  
38  
39 incorrect thinking or the arousal of violent emotions causes mental illnesses. These  
40  
41 misattributions are consistent with reports in previous studies in China [10, 11],  
42  
43 implying that misattribution of mental illness is prevalent all over the country. The  
44  
45 misconception of the causes of mental illness may be an important antecedent for the  
46  
47 pervasive negative attitudes towards mentally ill patients. Future targeted intervention  
48  
49 may benefit from starting with educating the public on accurate recognition of causes  
50  
51  
52  
53  
54  
55  
56  
57  
58  
59  
60



1  
2  
3  
4 of mental illness.

5  
6 Significant differences in the mental health literacy score between different  
7  
8 demographic groups of respondents were found in the current study. Multivariate  
9  
10 linear regression indicated that younger age, higher education, and higher income  
11  
12 were the most robust factors associated with higher mental health literacy. These  
13  
14 results are consistent with previous studies [10-12]. Higher education, as an indicator  
15  
16 of higher health literacy, can be seen as an indirect indicator of MHL and thus is  
17  
18 associated with higher MHL. Higher income, usually accompanied with higher  
19  
20 education, is also related to higher MHL. Interestingly, being younger, instead of  
21  
22 being older is associated with higher MHL. The reason may be related to the different  
23  
24 social political environments that the different generations have experienced. During  
25  
26 the Chinese Cultural Revolution (1966–1976), education was not valued by the  
27  
28 Chinese government, leading to many people not receiving an education when they  
29  
30 were young. It was not until 1986 when the government introduced the nine-year  
31  
32 compulsory education policy that education became popularized to citizens all over  
33  
34 the nation. Since then, the educational level of people has increased throughout China.  
35  
36 The negative correlation found between age and MHL may reflect China's political  
37  
38 history.  
39  
40  
41  
42  
43  
44  
45  
46  
47

48  
49 The positive impact of high MHL on a series of health outcomes including  
50  
51 physical, mental, and social health is established in the present study. The result that  
52  
53 people with higher MHL also enjoy better physical and social health is a novel finding  
54  
55 that has not been reported before in existing literature. The mechanism behind this  
56  
57  
58  
59  
60



1  
2  
3  
4 association may be related to the improved help-seeking behavior that has been  
5  
6 widely documented among people with higher MHL [16-19], which may lead to  
7  
8 increased general health outcomes including physical health and social health. The  
9  
10 finding that increased MHL is associated with increased general health provides  
11  
12 strong motivation to enhance population MHL through a series of educational  
13  
14 campaigns.  
15  
16  
17

18  
19 One limitation of the present study is the unfavorable internal consistency of the  
20  
21 20-items MHKQ scale (Cronbach's  $\alpha = 0.61$ ), which is consistent with previous  
22  
23 studies showing weak to acceptable internal consistency [10, 11, 29]. However, this  
24  
25 may be due to the fact that for knowledge scales measuring various factors of a  
26  
27 construct, knowing the correct answer of one item does not necessarily lead to the  
28  
29 right recognition of another item, thus a very high internal consistency may not be  
30  
31 expected. Indeed, as a standardized government document developed by the Chinese  
32  
33 Ministry of Health (MOH) to assess the public knowledge and awareness of mental  
34  
35 health, the MHKQ has been popularized as a national gold standard to compare MHL  
36  
37 across the country. The purpose of the present study is not to test the psychometric  
38  
39 properties of the MHKQ, but to compare the level of MHL in the rural areas of  
40  
41 Liuyang with other parts of China. As a result, the psychometric properties of the  
42  
43 MHKQ are not of primary importance, given that the scale is comparable across  
44  
45 different studies.  
46  
47  
48  
49  
50  
51  
52

53  
54 Another limitation is the cross-sectional design of the study, which precludes  
55  
56 evaluation of temporal sequence of MHL and health outcomes, and causal  
57  
58  
59  
60

relationships cannot be determined. However, according to the scale's design, the SRHMS assesses self-rated health in the past four weeks [30, 31], the PHQ [34] and GAD [38] measure depression and anxiety in the past two weeks, while the MHKQ measures an individual's lifetime knowledge and belief about mental health, which may take root in a person's early life. We could infer a potential causal relationship between MHL and health outcomes.

A third limitation is a lack of comparison between MHKQ with other multifaceted scales intending to measure MHL. The fact that MHKQ is developed and used only in China makes it difficult to compare the psychometric properties of the Chinese version of MHKQ with other scales used in other populations outside China, since psychometric testing is also sample-dependent [43]. Future research may benefit from applying the English version of the MHKQ together with other scales in the same study to compare its feasibility and psychometric properties.

In conclusion, MHL in the rural areas of Liuyang is lower than that reported in urban areas of China. More efforts are needed to increase public awareness of mental health promotion activities and more population-level intervention programs are needed to educate the public about the correct attribution of mental disorders. Younger age, higher education, and higher income are the three strongest factors related to higher MHL, so educational interventions may need to be cohort-specific with special attention paid to those who are older, poorer, and less educated. Higher MHL is related to better general health including physical, mental, and social health, suggesting that improvement of MHL may enhance overall population health,

warranting future exploration.

### **Ethical Statement**

This study was approved by the Institutional Review Boards of the School of Public Health of Central South University and was performed in accordance with the ethical standards laid down in the 1964 Declaration of Helsinki and its later amendments. All participants in the present study gave their informed consent prior to their inclusion in the study. Details that might disclose the identity of the subjects under study were omitted and all data collected were unidentified.

### **Contributorship statement**

Each of the listed authors meets the ICMJE criteria for authorship. Shui-yuan Xiao and Liang Zhou conceived and designed the whole study, Yu Yu, Zi-wei Liu, Mi Hu, Xi-guang Liu and Joyce P. Yang collected the data, Yu Yu and Zi-wei Liu analyzed and interpreted the data. Yu Yu drafted the article, while Shui-yuan Xiao, Liang Zhou, Mi Hu, Liu Zi-Wei, Xi-guang Liu and Joyce P. Yang critically revised it for intellectual content. All authors have got final approval of the version to be published.

### **Acknowledgement**

We would like to thank the village cadres for guiding us to visit each household in the rural areas of Liuyang county, Hunan province.

### Conflicts of interest statement

The authors have no conflicts of interest to declare.

### Funding

The study was funded by the National Science and Technology Support Program, China. (No. 2009BAI77B01; No. 2009BAI77B08) and the Hunan Provincial Innovation Foundation For Postgraduate (No. CX2015B058)

### Data sharing statement

All data underlying the findings in our study are freely available upon request, please contact Yu Yu at [youxiang8864@163.com](mailto:youxiang8864@163.com) for the dataset and the analysis commands

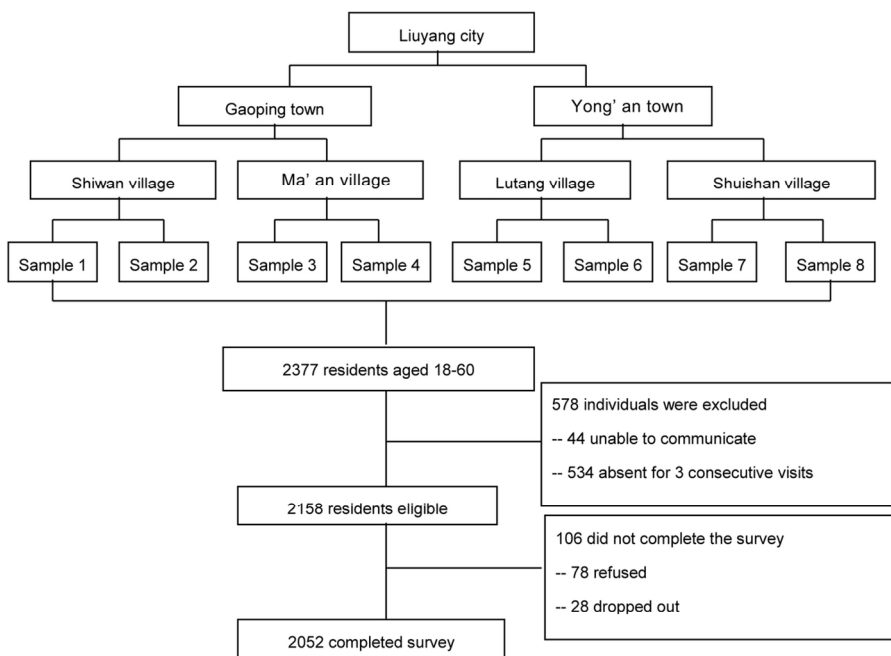
Figure 1. Flowchart of subject enrollment

### References

1. Jorm AF, Korten AE, Jacomb PA, et al. "Mental health literacy": a survey of the public's ability to recognise mental disorders and their beliefs about the effectiveness of treatment. *Med J Aust* 1997;166:182-6.
2. O'Connor M, Casey L, Clough B. Measuring mental health literacy--a review of scale-based measures. *J Ment Health* 2014;23:197-204.
3. Olsson DP, Kennedy MG. Mental health literacy among young people in a small US town: Recognition of disorders and hypothetical helping responses. *Early Intervention in Psychiatry* 2010;4:291-98.
4. Coles ME, Coleman SL. Barriers to treatment seeking for anxiety disorders: initial data on the role of mental health literacy. *Depress Anxiety* 2010;27:63-71.
5. Okuyama T, Nakane Y, Endo C, et al. Mental health literacy in Japanese cancer patients: ability to recognize depression and preferences of treatments-comparison with Japanese lay public. *Psychooncology* 2007;16:834-42.
6. Loureiro LM, Jorm AF, Oliveira RA, et al. Mental health literacy about schizophrenia: a survey of Portuguese youth. *Early Interv Psychiatry* 2015;9:234-41.

- 1
- 2
- 3 7. Wong DF, Lam AY, Poon A, et al. Gender differences in mental health literacy among
- 4 Chinese-speaking Australians in Melbourne, Australia. *Int J Soc Psychiatry* 2012;58:178-85.
- 5
- 6 8. Cotton SM, Wright A, Harris MG, et al. Influence of gender on mental health literacy in young
- 7 Australians. *Aust N Z J Psychiatry* 2006;40:790-6.
- 8
- 9 9. Koyama T, Tachimori H, Sawamura K, et al. Mental health literacy of autism spectrum disorders in
- 10 the Japanese general population. *Soc Psychiatry Psychiatr Epidemiol* 2009;44:651-7.
- 11
- 12 10. Wang J, He Y, Jiang Q, et al. Mental health literacy among residents in Shanghai. *Shanghai Arch*
- 13 *Psychiatry* 2013;25:224-35.
- 14
- 15 11. Peng Y, Wang XL, Li PF, et al. Mental health literacy in Changsha, China. *Shanghai Archives of*
- 16 *Psychiatry* 2011;23:353-59(in Chinese).
- 17
- 18 12. Furnham A, Annis J, Cleridou K. Gender differences in the mental health literacy of young people.
- 19 *Int J Adolesc Med Health* 2014;26:283-92.
- 20
- 21 13. Chiang JCS, Chow ASY, Chan RCK, et al. Pathway to care for patients with first-episode psychosis in
- 22 Hong Kong. *Hong Kong Journal of Psychiatry* 2005;15:18-23.
- 23
- 24 14. Li H. Mental health literacy, stigma, and early intervention. *Asian J Psychiatr* 2012;5:209-10.
- 25
- 26 15. Loo PW, Furnham A. Public knowledge and beliefs about depression among urban and rural
- 27 Chinese in Malaysia. *Asian J Psychiatr* 2012;5:236-45.
- 28
- 29 16. Jorm AF, Kelly CM, Wright A, et al. Belief in dealing with depression alone: results from community
- 30 surveys of adolescents and adults. *J Affect Disord* 2006;96:59-65.
- 31
- 32 17. Mendenhall AN. Predictors of service utilization among youth diagnosed with mood disorders.
- 33 *Journal of Child and Family Studies* 2011;21:603-11.
- 34
- 35 18. Mendenhall AN, Fristad MA, Early TJ. Factors influencing service utilization in mood symptom
- 36 severity in children with mood disorders: Effects of multifamily psychoeducation groups.
- 37 *Journal of Consulting and Clinical Psychology* 2009;77:463-73.
- 38
- 39 19. Jorm AF, Christensen H, Medway J, et al. Public belief systems about the helpfulness of
- 40 interventions for depression: associations with history of depression and professional
- 41 help-seeking. *Soc Psychiatry Psychiatr Epidemiol* 2000;35:211-9.
- 42
- 43 20. Kusan S. Reconstructing the Mental Health Narrative: Bio- cultural Grammar, Symbolic Text
- 44 Translation and the Coalescence of Meanings. *The International Journal of Learning*
- 45 *2012;18:442-61.*
- 46
- 47 21. Kusan S. Dialectics of Mind, Body, and Place: Groundwork for a Theory of Mental Health Literacy.
- 48 *SAGE Open* 2013:1-16.
- 49
- 50 22. Wei Y, Hayden JA, Kutcher S, et al. The effectiveness of school mental health literacy programs to
- 51 address knowledge, attitudes and help seeking among youth. *Early Interv Psychiatry*
- 52 *2013;7:109-21.*
- 53
- 54 23. Jorm AF, Christensen H, Griffiths KM. The public's ability to recognize mental disorders and their
- 55 beliefs about treatment: changes in Australia over 8 years. *Aust N Z J Psychiatry*
- 56 *2006;40:36-41.*
- 57
- 58 24. Kitchener BA, Jorm AF. Mental health first aid training: review of evaluation studies. *Aust N Z J*
- 59 *Psychiatry* 2006;40:6-8.
- 60
25. Christensen H, Griffiths KM, Jorm AF. Delivering interventions for depression by using the internet:
- randomised controlled trial. *BMJ* 2004;328:265.
26. Jorm AF, Barney LJ, Christensen H, et al. Research on mental health literacy: what we know and
- what we still need to know. *Aust N Z J Psychiatry* 2006;40:3-5.

27. Health CMO. Survey evaluation protocol of mental health work from the General Office of the Ministry of Health (MOHCDC[2010] Number 24). Beijing: Ministry of Health. Available from: [http://www.gov.cn/gzdt/201003/08/content\\_1550552.htm](http://www.gov.cn/gzdt/201003/08/content_1550552.htm). (accessed August 1, 2013) (in Chinese)
28. Ministries of Health, Civil Affairs, Public Security, et al. Mental Health Work Plan of China (2002-2010). *Shanghai Archives of Psychiatry* 2003;15:125-28.
29. Zhong BL, Chen HH, Xiao SY, et al. Reliability and validity of Mental Health Knowledge Questionnaire for middle school students. *Chinese Journal of School Health* 2011;32:49-50.
30. Xu J, Wang BH, Hu MY, et al. The Development and evaluation of self-rated health measurement scale-prior test version. 2000,9(01):65-8. *Chinese Journal of Behavioral Medical Science* 2000;9:65-68.
31. Xu J, Guo R, Liu YS, et al. The Study of Responsiveness on Self-rated Health Measurement Scale(the Revised Version 1.0). *Chinese Journal of Health Statistics* 20:272-5.
32. Xu J, Zhang J, Feng L, et al. Self-rated health of population in Southern China: association with socio-demographic characteristics measured with multiple-item self-rated health measurement scale. *BMC Public Health* 2010;10:393.
33. Xu Y, Xue ZM. A Comparative Study of SCL-90 and Self-rated Health Measurement Scale in College Students. 2003, 3:232. *Chinese Journal of Clinical Psychology* 2003;3:232.
34. Spitzer RL, Kroenke K, Williams JB. Validation and utility of a self-report version of PRIME-MD: the PHQ primary care study. Primary Care Evaluation of Mental Disorders. Patient Health Questionnaire. *JAMA* 1999;282:1737-44.
35. Wang W, Bian Q, Zhao Y, et al. Reliability and validity of the Chinese version of the Patient Health Questionnaire (PHQ-9) in the general population. *Gen Hosp Psychiatry* 2014;36:539-44.
36. Chen TM, Huang FY, Chang C, et al. Using the PHQ-9 for depression screening and treatment monitoring for Chinese Americans in primary care. *Psychiatr Serv* 2006;57:976-81.
37. Chen S, Chiu H, Xu B, et al. Reliability and validity of the PHQ-9 for screening late-life depression in Chinese primary care. *Int J Geriatr Psychiatry* 2010;25:1127-33.
38. Spitzer RL, Kroenke K, Williams JB, et al. A brief measure for assessing generalized anxiety disorder: the GAD-7. *Arch Intern Med* 2006;166:1092-7.
39. Beard C, Bjorgvinsson T. Beyond generalized anxiety disorder: psychometric properties of the GAD-7 in a heterogeneous psychiatric sample. *J Anxiety Disord* 2014;28:547-52.
40. Lowe B, Decker O, Muller S, et al. Validation and standardization of the Generalized Anxiety Disorder Screener (GAD-7) in the general population. *Med Care* 2008;46:266-74.
41. Hu HY, Yan YZ, Chen LM, et al. Knowledge about mental health and attitude to mental disorder in urban and rural residents in Guangzhou *Chinese Mental Health Journal* 2012;26:30-35.
42. Liang XP, Zhu XJ, Liu T, et al. Crosssectional survey on awareness of mental health knowledge among communities in Xi'an *China Journal of Health Psychology* 2011;25:1200-02.
43. Yu Y, Shiu CS, Yang JP, et al. Factor analyses of a social support scale using two methods. *Qual Life Res* 2015;24:787-94.



Flowchart of subject enrollment  
122x90mm (300 x 300 DPI)

Review only

1  
2  
3  
4  
5  
6  
7  
8  
9  
10  
11  
12  
13  
14  
15  
16  
17  
18  
19  
20  
21  
22  
23  
24  
25  
26  
27  
28  
29  
30  
31  
32  
33  
34  
35  
36  
37  
38  
39  
40  
41  
42  
43  
44  
45  
46  
47  
48  
49  
50  
51  
52  
53  
54  
55  
56  
57  
58  
59  
60



## STROBE Statement—checklist of items that should be included in reports of observational studies

	Item No	Recommendation	My answer
<b>Title and abstract</b>	1	(a) Indicate the study's design with a commonly used term in the title or the abstract	YES
		(b) Provide in the abstract an informative and balanced summary of what was done and what was found	YES
<b>Introduction</b>			
Background/rationale	2	Explain the scientific background and rationale for the investigation being reported	YES
Objectives	3	State specific objectives, including any prespecified hypotheses	YES
<b>Methods</b>			
Study design	4	Present key elements of study design early in the paper	YES
Setting	5	Describe the setting, locations, and relevant dates, including periods of recruitment, exposure, follow-up, and data collection	YES
Participants	6	(a) <i>Cross-sectional study</i> —Give the eligibility criteria, and the sources and methods of selection of participants	YES
Variables	7	Clearly define all outcomes, exposures, predictors, potential confounders, and effect modifiers. Give diagnostic criteria, if applicable	YES
Data sources/ measurement	8*	For each variable of interest, give sources of data and details of methods of assessment (measurement). Describe comparability of assessment methods if there is more than one group	YES
Bias	9	Describe any efforts to address potential sources of bias	YES
Study size	10	Explain how the study size was arrived at	YES
Quantitative variables	11	Explain how quantitative variables were handled in the analyses. If applicable, describe which groupings were chosen and why	YES
Statistical methods	12	(a) Describe all statistical methods, including those used to control for confounding	YES
		(b) Describe any methods used to examine subgroups and interactions	YES
		(c) Explain how missing data were addressed	YES
		(d) <i>Cross-sectional study</i> —If applicable, describe analytical methods taking account of sampling strategy	YES
		(e) Describe any sensitivity analyses	NA

Continued on next page



<b>Results</b>			
Participants	13*	(a) Report numbers of individuals at each stage of study—eg numbers potentially eligible, examined for eligibility, confirmed eligible, included in the study, completing follow-up, and analysed	See in method
		(b) Give reasons for non-participation at each stage	See in method
		(c) Consider use of a flow diagram	See in method
Descriptive data	14*	(a) Give characteristics of study participants (eg demographic, clinical, social) and information on exposures and potential confounders	YES
		(b) Indicate number of participants with missing data for each variable of interest	YES
		(c) <i>Cohort study</i> —Summarise follow-up time (eg, average and total amount)	NA
Outcome data	15*	<i>Cohort study</i> —Report numbers of outcome events or summary measures over time	
		<i>Case-control study</i> —Report numbers in each exposure category, or summary measures of exposure	
		<i>Cross-sectional study</i> —Report numbers of outcome events or summary measures	YES
Main results	16	(a) Give unadjusted estimates and, if applicable, confounder-adjusted estimates and their precision (eg, 95% confidence interval). Make clear which confounders were adjusted for and why they were included	YES
		(b) Report category boundaries when continuous variables were categorized	YES
		(c) If relevant, consider translating estimates of relative risk into absolute risk for a meaningful time period	NA
Other analyses	17	Report other analyses done—eg analyses of subgroups and interactions, and sensitivity analyses	YES
<b>Discussion</b>			
Key results	18	Summarise key results with reference to study objectives	YES
Limitations	19	Discuss limitations of the study, taking into account sources of potential bias or imprecision. Discuss both direction and magnitude of any potential bias	YES
Interpretation	20	Give a cautious overall interpretation of results considering objectives, limitations, multiplicity of analyses, results from similar studies, and other relevant evidence	YES
Generalisability	21	Discuss the generalisability (external validity) of the study results	YES
<b>Other information</b>			
Funding	22	Give the source of funding and the role of the funders for the present study and, if applicable, for the original study on which the present article is based	YES

\*Give information separately for cases and controls in case-control studies and, if applicable, for exposed and unexposed groups in cohort and cross-sectional studies.

**Note:** An Explanation and Elaboration article discusses each checklist item and gives methodological background and published examples of transparent reporting. The STROBE checklist is best used in conjunction with this article (freely available on the Web sites of PLoS Medicine at <http://www.plosmedicine.org/>, Annals of Internal Medicine at <http://www.annals.org/>, and Epidemiology at <http://www.epidem.com/>). Information on the STROBE Initiative is available at [www.strobe-statement.org](http://www.strobe-statement.org).