



Impact of a pharmacist-prepared interim residential care medication administration chart on continuity of medication management after discharge from hospital to residential care: a prospective pre- and post-intervention study (MedGap Study)

Journal:	<i>BMJ Open</i>
Manuscript ID:	bmjopen-2012-000918
Article Type:	Research
Date Submitted by the Author:	02-Feb-2012
Complete List of Authors:	Elliott, Rohan; Austin Health, Pharmacy Department; Monash University, Centre for Medicine Use and Safety Tran, Tim; Austin Health, Pharmacy Department Taylor, Simone; Austin Health, Pharmacy Department Harvey, Penelope; Northern Health, Aged Care Belfrage, Mary; North East Valley Division of General Practice, Jennings, Rhonda; Northern Health, GP Liaison Marriott, Jennifer; Monash University, Centre for Medicine Use and Safety
Primary Subject Heading:	Geriatric medicine
Secondary Subject Heading:	Pharmacology and therapeutics, Communication, General practice / Family practice, Health services research
Keywords:	GERIATRIC MEDICINE, PRIMARY CARE, Quality in health care < HEALTH SERVICES ADMINISTRATION & MANAGEMENT

SCHOLARONE™
Manuscripts

TITLE PAGE

Title: Impact of a pharmacist-prepared interim residential care medication administration chart on continuity of medication management after discharge from hospital to residential care: a prospective pre- and post-intervention study (MedGap Study)

Authors:Rohan A Elliott,^{1,2}Tim Tran,¹Simone E Taylor,¹Penelope A Harvey,³Mary K Belfrage,^{4,a}Rhonda J Jennings,³Jennifer L Marriott,²

1. Pharmacy Department, Austin Health,
PO Box 5555, Heidelberg VIC 3084
Australia
2. Centre for Medicine Use and Safety,
Faculty of Pharmacy and Pharmaceutical Sciences, Monash University
381 Royal Pde, Parkville VIC 3052
Australia
3. Aged Care Services, Bundoora Extended Care Centre
1231 Plenty Rd, Bundoora VIC 3083
Australia
4. North East Valley Division of General Practice,
Heidelberg Repatriation Hospital,
Heidelberg West, VIC 3081
Australia

a. Dr Mary Belfrage no longer works for the North East Valley Division of General Practice. Her current appointment is: Medical Director, Victorian Aboriginal Health Service, Victorian Aboriginal Health Service, 186 Nicholson St, Fitzroy 3065 Australia

Corresponding author:

Rohan A Elliott

Pharmacy Department, Austin Health,

PO Box 5555, Heidelberg VIC 3084

Australia

Phone: +61 3 9496 2334

Fax: +61 3 9496 4260

Email: rohan.elliott@austin.org.au

Subject headings (MeSH):

Continuity of Patient Care, Medication Errors, Medication Systems, Patient Discharge,
Residential Facilities

Word counts:

Abstract: 295

Main text: 2970

ARTICLE SUMMARY

1) Article Focus

- Medication administration errors are common when patients are discharged from hospital to a residential care facility (RCF). In Australia a contributing factor is the need for the patient's primary care doctor to attend the RCF at short notice to write a medication administration chart; when the doctor cannot attend, doses may be missed or delayed and a locum doctor may be called to write a medication chart.
- The objective of this study was to test the impact of a hospital pharmacist-prepared interim residential care medication administration chart (IRCMAC) on medication administration errors and use of locum medical services after discharge from hospital.

2) Key Messages

- Provision of a hospital pharmacist-prepared IRCMAC resulted in significant reductions in missed or delayed medication doses and use of locum medical services after discharge from hospital.
- RCF staff reported that the IRCMAC improved continuity of care, and primary care doctors reported that it reduced pressure on them to attend RCFs at short notice.

3) Strengths and Limitations.

- This is the first study to evaluate the impact of a hospital-provided IRCMAC on medication errors or use of locum medical services. Strengths were that the two study groups were well matched in terms of demographics, ward-type, number of medications, and number of RCFs (>90 in each group).
- The main limitations were the use of a pre- and post-intervention study design and data collection via RCF staff telephone interview. However quantitative data on medication errors and use of locum services were validated by strongly positive feedback from RCF staff and doctors and widespread uptake of the IRCMAC.

ABSTRACT

Objectives: To test the impact of a hospital pharmacist-prepared interim residential care medication administration chart (IRCMAC) on medication administration errors and use of locum medical services after discharge from hospital to residential care.

Design: Prospective pre- and post-intervention study.

Setting: One major acute care hospital and one subacute aged-care hospital; more than 90 residential care facilities (RCF) in Victoria, Australia.

Participants: 428 patients (median age 84 years, inter-quartile range 79-88) discharged to a RCF from an inpatient ward over two 12 week periods.

Intervention: Seven-day IRCMAC, auto-populated with patient and medication data from the hospitals' pharmacy dispensing software, completed and signed by a hospital pharmacist and sent with the patient to the RCF.

Primary and secondary outcome measures: Primary endpoints were the proportion of patients with one or more missed or significantly delayed (>50% of prescribed dose interval) medication doses, and the proportion of patients whose RCF medication chart was written by a locum doctor, in the 24 hours after discharge. Secondary endpoints included RCF staff and GPs' opinions about the IRCMAC.

Results: The number of patients who experienced one or more missed or delayed doses fell from 37/202 (18.3%) to 6/226 (2.7%) (difference in percentages 15.6%, 95%CI 9.5-21.9%, $p<0.001$). The number of patients whose RCF medication chart was written by a locum doctor fell from 66/202 (32.7%) to 25/226 (11.1%) (difference in percentages 21.6%, 95%CI 13.5-29.7%, $p<0.001$). For 189/226 (83.6%) discharges, RCF staff reported that the IRCMAC improved continuity of care; 31/35 (88.6%) GPs said the IRCMAC reduced the urgency for them to attend the RCF, and 35/35 (100%) said that IRCMACs should be provided for all patients discharged to a RCF.

1
2
3
4
5
6
7
8
9
10
11
12
13
14
15
16
17
18
19
20
21
22
23
24
25
26
27
28
29
30
31
32
33
34
35
36
37
38
39
40
41
42
43
44
45
46
47
48
49
50
51
52
53
54
55
56
57
58
59
60

Conclusions: A hospital pharmacist-prepared IRCMAC significantly reduced medication errors and use of locum medical services after discharge from hospital to residential care.

For peer review only

BMJ Open: first published as 10.1136/bmjopen-2012-000918 on 25 May 2012. Downloaded from <http://bmjopen.bmj.com/> on April 18, 2024 by guest. Protected by copyright.

MAIN TEXT

INTRODUCTION

Continuity of medication management is often compromised when patients are discharged from hospitals to residential care facilities (RCF) such as ‘nursing homes’ and ‘care homes’.[1-8] Missed, delayed or incorrect medication administration is common.

Patients discharged to RCFs have complex and intensive medication needs.[1] An Australian study reported that patients discharged to RCFs were prescribed an average of 11 medications, of which seven were new or had been modified during hospitalisation.[2] The median time between arrival at the RCF and the first scheduled medication dose was three hours, and ‘when required’ (*prn*) medications were sometimes needed sooner.[2]

In a study conducted in the USA, most patients transferred to a RCF had one or more medication doses missed; on average, 3.4 medications per patient were omitted or delayed for an average of 12.5 hours.[5] In another US study, medication discrepancies related to transfers to and from hospitals and RCFs resulted in adverse drug events in 20% patients.[7] In an analysis of medication incidents that resulted in patient harm in Canadian long-term care facilities, patient transfer was identified as a common factor.[8]

Australian studies report that up to 23% of patients experience delays or errors in medication administration after discharge from hospital to a RCF.[2, 3, 9] A key reason is difficulty accessing primary care doctors (general practitioners [GPs]) at short notice to write or update RCF medication charts.[2, 3, 10]

1
2
3 Delays in obtaining an up-to-date medication chart can range from a few hours up to several
4 days.[2, 10, 11] In the absence of an up-to-date medication chart, RCF staff may withhold
5 medications, administer them without a current medication chart, or revert to pre-
6 hospitalisation medication regimens.[2, 11] The clinical significance of delays or errors in
7 medication administration depends on the clinical status of the patient, the nature of the
8 medications involved and the length of the delay. In some cases no adverse event occurs.
9 However, delays in access to medications for symptom control (e.g. analgesics and
10 medications for terminal care) can adversely impact on quality of life, and delays or errors
11 with regularly scheduled medications (e.g. anti-epileptics and antibiotics) may have serious
12 consequences.[11] Unplanned hospital re-admissions have been reported as a result of failure
13 to receive prescribed medications after transfer to a RCF.[11] When the patient's GP is unable
14 to attend, a locum medical service may be called to write RCF medication chart, however this
15 does not eliminate missed doses and errors, and it adds significantly to the cost of care.[2]

16
17
18
19
20
21
22
23
24
25
26
27
28
29
30
31
32
33
34 When GPs (or locums) write RCF medication charts, they often do not have access to
35 accurate discharge medication information.[2, 3, 9, 12] Medication changes made in hospital
36 are frequently not explained in medical discharge summaries, and discrepancies between
37 discharge summaries and discharge prescriptions occur in up to 80% of cases.[2, 9, 12-15]

38
39
40
41
42
43
44
45 Some Australian hospitals have attempted to improve continuity of medication management
46 by providing 5- or 7-day interim residential care medication administration charts
47 (IRCMACs) on discharge. These charts enable medications to be safely administered upon
48 arrival at the RCF, without the need for urgent GP or locum attendance. They enable the GP
49 to attend the RCF and review the patient at a clinically appropriate time, a few days after
50 discharge, rather than on the day of hospital discharge., Use of IRCMACs is not widespread,
51
52
53
54
55
56
57
58
59
60

1
2
3 and where they have been used there has been no evaluation of their impact on medication
4 administration or use of locum medical services. Most Australian hospitals do not use
5 electronic prescribing systems and, based on anecdotal experience, expecting hospital doctors
6 to prepare handwritten interim medication charts at the point of discharge is neither a reliable,
7 safe nor sustainable method for providing IRCMACs. This is because it relies on hospital
8 doctors remembering to write the chart, it introduces risk of discrepancies between the
9 IRCMAC and the discharge prescription(s), and it adds to hospital doctors' workload.
10
11
12
13
14
15
16
17
18
19

20 For this study, a novel method for preparing IRCMACs was developed. IRCMACs were
21 generated via hospital pharmacy dispensing software during the processing of discharge
22 prescriptions, with auto-population of the chart with patient, prescriber and medication data
23 (name, strength and directions). This occurred after the discharge prescription had been
24 reviewed by a pharmacist (including reconciliation with pre-admission medications and
25 inpatient medication charts) and errors corrected. This method was chosen to avoid the need
26 for manual transcription, minimise additional workload, and ensure the IRCMAC and
27 discharge medications were concordant. An additional novel aspect, designed to address gaps
28 in provision of discharge medication information, was inclusion of the 'change status' for
29 each medication (unchanged, new, or dose-changed, with date and reason for change if known
30 to the pharmacist), a list of medications ceased (with the date and reason, if known), and time
31 of last dose given in hospital for each medication. These details were manually added by the
32 pharmacist.
33
34
35
36
37
38
39
40
41
42
43
44
45
46
47
48
49
50

51 The aim of this study was to evaluate the impact of the hospital pharmacist-prepared
52 IRCMAC on continuity of medication administration and use of locum medical services
53 following discharge to RCFs.
54
55
56
57
58
59
60

METHODS

A prospective pre- and post-intervention study was undertaken at a 400-bed acute care hospital and an 80-bed subacute aged care (geriatric assessment and rehabilitation) hospital within a major metropolitan public health service in Melbourne, Australia over two 12-week periods (January-April and September-November 2009). A detailed analysis of the baseline (pre-intervention) data has been previously published;^[2] this paper compares post-implementation data with that baseline data. The study was approved by the Austin Health and Monash University Human Research Ethics Committees.

Patients were eligible for inclusion if they were discharged to a RCF following an overnight stay on an inpatient ward. Exclusion criteria were: discharge under the Transition Care Program (a hospital managed short-term residential care program) or no medication changes made in hospital.

During the pre-intervention (control) period, no IRCMAC was provided. The hospitals' discharge policy included supplying all prescribed medications for patients discharged to a new RCF, or new and changed medications for patients returning to a RCF, dispensed in original packaging. A photocopy of the discharge prescription(s) was provided in the bag of medications.

During the post-intervention period, a 7-day IRCMAC was prepared by a hospital pharmacist. The IRCMAC and a photocopy of the discharge prescription(s) were placed in a transparent red plastic sleeve along with instructions for using the IRCMAC. The red sleeve was placed in a clear plastic bag with the discharge medications and transported with the patient. The

1
2
3 pharmacist telephoned the RCF prior to discharge to notify them that an IRCMAC would be
4
5 provided. No other discharge procedures were changed.
6
7

8
9
10 Prior to implementation of the IRCMAC, stake-holders including hospital and RCF staff, GPs
11 and regulatory, professional and accreditation organisations were consulted (Appendix). They
12 provided input into the design of the IRCMAC and procedures for its preparation and use. All
13 pharmacists involved in hospital discharge management received training in IRCMAC
14 preparation. A standard operating procedure for use of the IRCMAC at RCFs was mailed to
15 all RCFs that accepted patients from the health service during the pre-intervention study
16 period.
17
18
19
20
21
22
23

24 25 26 27 **Data collection**

28
29 Data collection methods have been described in detail previously.[2] Briefly, a structured
30 telephone interview was conducted with a RCF staff member responsible for managing the
31 patient's medications using a pre-piloted questionnaire. Interviews were conducted
32 approximately 24 hours after discharge. In the post-intervention period, for logistical reasons,
33 interviews were not conducted on weekends, therefore interviews for Friday and Saturday
34 discharges occurred 48-72 hours after discharge. Data collected included: time of arrival at
35 the RCF, whether the RCF medication chart had been written/updated in time for the first
36 dose of regularly scheduled medication, who wrote/updated the chart (if written), whether any
37 doses had been missed or delayed since the resident arrived (and if so, the medication name
38 and length of delay). In the post-intervention period, additional questions were asked,
39 including: whether an IRCMAC was received, whether it was used to record medication
40 administration, and whether the RCF staff member felt that the IRCMAC improved the
41 medication transfer process. Also in the post-intervention period, a second structured
42
43
44
45
46
47
48
49
50
51
52
53
54
55
56
57
58
59
60

1
2
3 telephone interview was performed on day 8 post-discharge if the patient had not had their
4 RCF medication chart written/updated at the time of the initial interview (to determine who
5 wrote/updated the RCF medication chart, and whether the IRCMAC avoided or merely
6 delayed locum doctor attendance).
7
8
9
10

11
12
13
14 To assess GP satisfaction with the IRCMAC, a 4 item questionnaire was mailed to the GPs of
15 patients who had been provided with an IRCMAC during the last 4 weeks of the post-
16 intervention period, along with a pre-addressed reply-paid envelope. There was no follow-up
17 of non-responders.
18
19
20
21

22
23
24
25 Primary endpoints were the proportion of patients who experienced one or more missed or
26 significantly delayed medication doses, and the proportion of patients whose RCF medication
27 chart was written/updated by a locum doctor, in the 24 hours after discharge. Missed or
28 significantly delayed doses were defined as: regularly scheduled medication dose completely
29 omitted; regularly scheduled medication dose delayed by more than 50% of the prescribed
30 dose-interval; or 'when required' (*prn*) medication delayed by any length of time if it was
31 required by the patient.
32
33
34
35
36
37
38
39
40
41

42
43 Secondary endpoints were the proportion of patients for whom a 'workaround' was used by
44 RCF staff to avoid a delayed or missed dose when an updated medication chart was not
45 available, and RCF staff and GP satisfaction. A 'workaround' was defined as any action taken
46 by RCF staff that was not usual practice for medication administration at the RCF (eg. using a
47 copy of a hospital inpatient medication chart or administering medications without a
48 medication chart).
49
50
51
52
53
54
55
56
57
58
59
60

1
2
3 The minimum sample size required was 112 patients per group, based on a predicted
4 reduction in the incidence of missed or delayed doses from 25% to 10% (power 80%, level of
5 significance 0.05, 2-sided). Statistical analysis was performed using SPSS Version 19.0 (IBM
6 SPSS Statistics, USA). The chi square test was used to compare categorical data, and Mann-
7 Whitney U for all other (non-parametric) data.
8
9
10
11
12

13 14 15 16 **RESULTS**

17
18 Of 593 patients discharged to a RCF, 428 met the inclusion criteria and had a post-discharge
19 interview completed (Figure 1).
20
21
22

23
24
25 There were no significant differences between the pre- and post-intervention groups in terms
26 of age, gender, length of hospital stay, number of medications, level of residential care, or
27 time from discharge to first scheduled dose (Table 1).
28
29
30

31
32
33 In the pre-intervention period, 75 medications for 37 (18.3%) patients had one or more doses
34 missed or significantly delayed within 24 hours of discharge from hospital. Following
35 implementation of the IRCMAC, 9 medications for 6 (2.7%) patients were missed or delayed
36 (difference in percentages 15.6%, 95% CI 9.5-21.9%, $p < 0.001$). Missed doses accounted for
37 most medication administration errors: 70 (93%) pre-intervention and 9 (100%) post-
38 intervention.
39
40
41
42
43
44
45
46
47
48

49
50 The number of RCF medication charts written or updated by a locum medical service within
51 24 hours of discharge declined following implementation of the IRCMAC, from 66 (32.7%)
52 to 25 (11.1%) (difference in percentages 21.6%, 95% CI 13.5-29.7%, $p < 0.001$). Day 8
53
54
55
56
57
58
59
60

1
2
3 telephone interviews identified only 1 additional patient whose RCF medication chart was
4
5 subsequently written/updated by a locum medical service.
6
7

8
9
10 One hundred and seventy-five (77.4%) patients in the post-intervention period did not have
11
12 their RCF long-term medication chart written/updated by a GP or locum service in time for
13
14 their first scheduled medication dose. In 147 (84%) of these cases, the RCF received and used
15
16 the IRCMAC, 20 (11%) received but did not use the IRCMAC, and 8 (5%) did not receive the
17
18 IRCMAC. The number of patients for whom a 'workaround' was used to avoid a missed or
19
20 delayed dose fell following implementation of the IRCMAC, from 90 (44.6%) to 22 (9.7%) (p
21
22 < 0.001).
23

24
25
26
27 For 189 (83.6%) discharges, the interviewed RCF staff member reported that the IRCMAC
28
29 improved continuity of medication management, and in 139 (61.5%) cases the information
30
31 about medication changes was useful. Examples of comments from RCF staff are provided in
32
33 Table 2, categorised by theme. Questionnaires were sent to 84 GPs. Four were returned as the
34
35 GP was no longer managing the resident's care, and 35 were completed (response rate
36
37 43.8%). GPs were highly satisfied with the IRCMAC and wanted it to become standard
38
39 practice for all discharges to RCFs (Table 3).
40
41
42
43
44

45 **DISCUSSION**

46
47 This is the first study to evaluate a hospital-provided IRCMAC for patients discharged to
48
49 residential care. It demonstrated that an IRCMAC prepared by hospital pharmacists (linked
50
51 with review and processing of discharge prescriptions) improved continuity of medication
52
53 administration, reduced pressure on the GP workforce, and reduced the need for locum
54
55
56
57
58
59
60

1
2
3 medical services to write RCF medication charts. It also led to a reduction in potentially
4
5 unsafe medication administration ‘workarounds’ used by RCF staff.
6
7

8
9
10 Clinical outcomes were not assessed, but case reports and anecdotal evidence indicate that
11
12 ‘workarounds’ and missed doses sometimes result in adverse outcomes.[7, 8, 11, 16] Of the
13
14 75 missed and delayed medications in the pre-intervention period, a moderate or high risk of
15
16 adverse outcome was considered by a multidisciplinary expert panel to be likely in 49
17
18 (65.3%) cases.[2]
19

20
21
22
23 Reduced reliance on locum doctors to write medication charts after hospital discharge also
24
25 has potential to improve patient safety, because the locum would be unfamiliar with the
26
27 patient and may not be the most appropriate person to write the long-term care medication
28
29 chart (which can be used for up to 6 months). The IRCMAC enables the GP to review the
30
31 patient (and write the long-term care medication chart) at a clinically appropriate time, a few
32
33 days after discharge, rather than on the day of hospital discharge.
34
35

36
37
38 Reduced reliance on locum medical services also reduces healthcare costs. If the results of
39
40 this study were replicated across all hospitals in Australia (based on 2001-2 discharge
41
42 data,[17] and the minimum Medicare Australia locum medical consultation rebate in 2010
43
44 [AUD126]), savings to the Australian Government in excess of AUD2.1 million annually
45
46 could be realised. Avoidance of adverse medication events may lead to further cost-savings.
47
48 The IRCMAC could also lead to efficiency gains within the RCF and GP workforce;
49
50 telephone interviews and satisfaction surveys suggested that the IRCMAC resulted in
51
52 considerable (though unquantified) time savings for RCF staff and GPs. Countering these
53
54 savings would be costs incurred by hospitals to deliver the IRCMAC (software, pharmacy
55
56
57
58
59
60

labour and consumables), but in our experience these would be significantly less than the likely savings.

Although RCF medication charts are traditionally written by medical practitioners, the IRCMAC used in this study was able to be legally prepared and signed by the pharmacist because in the RCF setting the chart was an administration record, not a prescription, and therefore did not need the signature of a medical practitioner. Preparing the IRCMAC in this way provided a number of advantages. It ensured that IRCMAC production occurred after the discharge prescription had been reviewed and reconciled by a pharmacist, and errors corrected, and it enabled auto-population of the chart from the pharmacy dispensing software. This ensured a high level of concordance between the IRCMAC and the discharge prescription. An audit of a random selection of 76 IRCMACs prepared during this study revealed a medication discrepancy rate of 9/870 (1.0%).^[18] Although there are no studies that have assessed accuracy of hand-written IRCMACs, medication transcription error rates on hand-written inpatient orders and discharge summaries range from 12% to 56%.^[14, 19-21]

There were some limitations with our methodology. Data on missed and delayed doses was obtained by telephone interview, introducing risk of under-reporting and recall bias. However, as described elsewhere,^[2] we piloted several methods of data collection, and telephone interview 24 hours after discharge was judged to be the most reliable and practical. Any under-reporting and recall bias is likely to have been similar during the pre- and post-intervention periods. Whilst transfer-related medication administration errors may continue for several days after discharge,^[4, 9] our methodology did not enable us to assess what proportion of errors persisted beyond 24 hours after discharge. Use of a pre- and post-

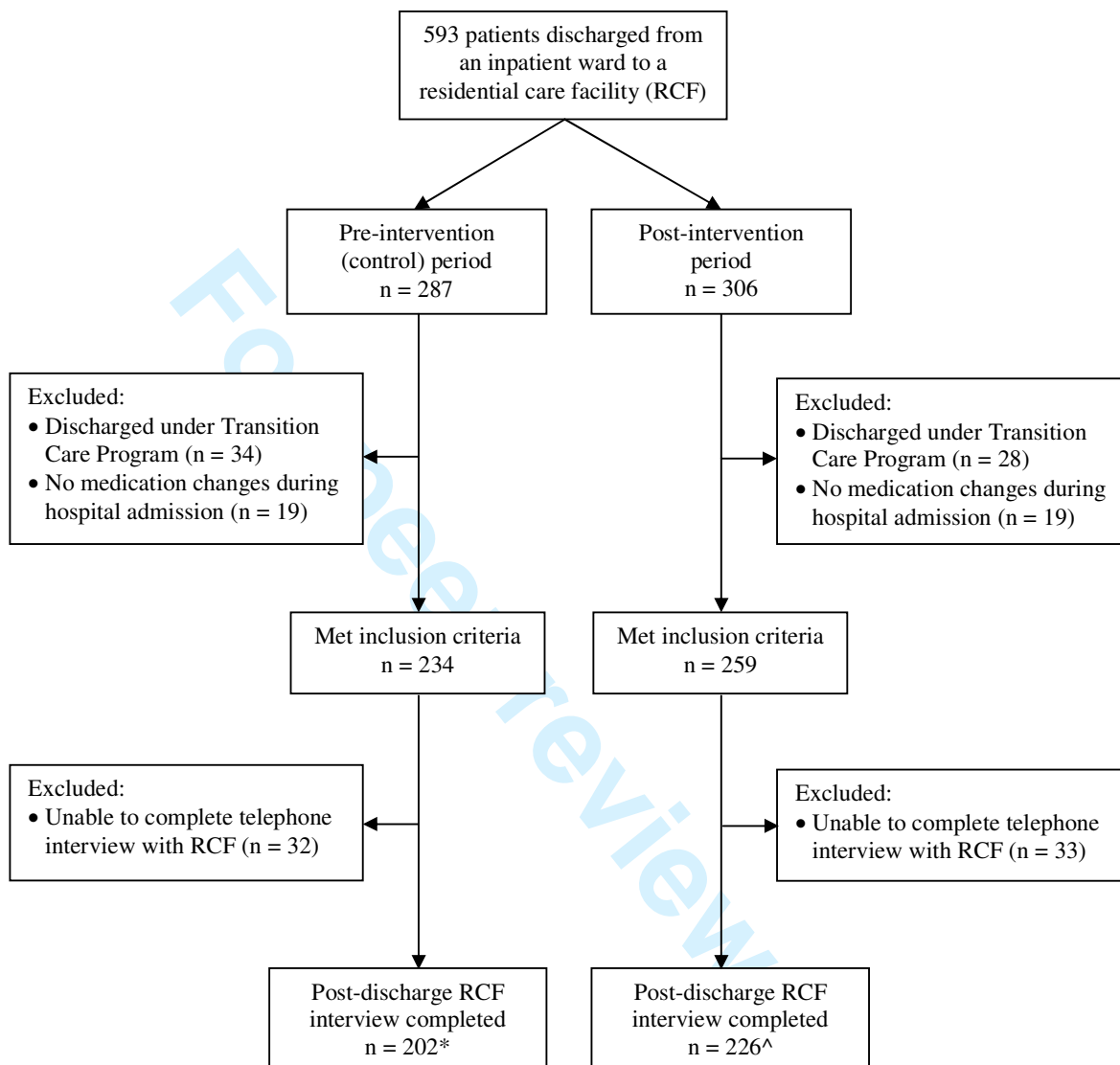
1
2
3 intervention study design meant that the interviewer could not be blinded to group allocation,
4
5 and that factors other than the IRCMAC could have contributed to the reduction in medication
6
7 administration errors and LMS attendances over time. However the strongly positive feedback
8
9 from GPs and RCF staff regarding the impact of the IRCMAC suggests that it was the
10
11 primary cause of the observed improvements. Furthermore, the participating hospitals have
12
13 continued to provide IRCMACs since this study finished, and (unsolicited) positive feedback
14
15 continues to be received. Several RCFs have indicated that they are now happy to accept
16
17 patients on weekends or after hours, provided they receive the IRCMAC, whereas previously
18
19 they would not. A major locum medication service in the area has indicated that since the
20
21 IRCMAC was introduced they infrequently receive calls to write medication charts following
22
23 hospital discharge. Data was collected from RCFs within approximately 24 hours for all
24
25 discharges in the pre-intervention period, but up to 48-72 hours in the post-intervention period
26
27 for Friday and Saturday discharges (24 hours for all others). It is possible that the longer time
28
29 between discharge and interview in the post-intervention period may have increased the risk
30
31 of recall bias. However Saturday discharges were rare (5/226), and it was our experience that
32
33 delaying interviews for Friday discharges until Monday was advantageous, because the
34
35 interview was more likely to involve a RCF staff member who was present on Friday, when
36
37 the patient arrived. Therefore, this minor difference in methodology was unlikely to have
38
39 resulted in under-estimation of error prevalence.
40
41
42
43
44
45
46
47
48
49
50
51
52
53
54
55
56
57
58
59
60

In conclusion, implementation of a hospital pharmacist-prepared IRCMAC led to significant improvements in continuity of medication administration and reduced reliance on locum medical services to write medication charts after discharge from hospital to RCFs. As a result of this study, hospital pharmacist-prepared IRCMACs are being implemented in many Australian hospitals, and national guidelines addressing continuity of medication management

1
2
3 on transfer from hospital to RCF are planned. Although health systems vary between
4
5 countries, problems with continuity of medication management on discharge from hospital to
6
7 residential care have been reported internationally,[2, 5, 8] so the findings of this study may
8
9 be widely applicable.
10
11
12
13
14
15
16
17
18
19
20
21
22
23
24
25
26
27
28
29
30
31
32
33
34
35
36
37
38
39
40
41
42
43
44
45
46
47
48
49
50
51
52
53
54
55
56
57
58
59
60

For peer review only

Figure 1. Patient flow diagram



* discharged to 90 RCFs; ^ discharged to 91 RCFs

RCF: Residential care facility

Table 1. Patient demographics

	Pre- intervention n = 202	Post- intervention n = 226	p-value
Age (years) [median (IQR)]	84 (79-88)	84 (79-88)	0.73
Gender [number (%) female]	119 (58.9)	142 (62.8)	0.43
Length of stay in hospital (days) [median (IQR)]	11.5 (6.0-33)	11.0 (5.8-33)	0.63
Number of medications prescribed on discharge from hospital [median (IQR)]			
Regular	9.0 (6.5-12)	9.0 (7.0-12)	0.41
When required (<i>prn</i>)	1.0 (0-2.0)	1.0 (0-2.0)	0.15
Total	11.0 (7.0-13.5)	10.0 (8.0-14)	0.60
New admission to RCF [Number (%)]	76 (37.6)	79 (35.0)	0.62
Level of care at RCF [Number (%)]			
High*	97 (48.0)	126 (55.7)	0.21
Low†	92 (45.5)	89 (39.4)	
Other‡	13 (6.4)	11 (4.9)	
Time between arrival at RCF and first scheduled dose due [median (IQR), minutes]	180 (60-360)	180 (60-330)	0.17

RCF: Residential care facility

* Australian Government-approved and subsidised residential aged care place for a person who needs a high level of assistance with activities of daily living and 24-hour nursing care.

† Australian Government-approved and subsidised residential aged care place for a person who needs a lower level of personal and nursing care.

‡ Residential care facility providing non-government subsidised personal and/or nursing care (e.g. Supported Residential Service).

Table 2. Examples of comments from residential care staff about the interim residential care medication administration chart (IRCMAC)

Theme	Comments
Reduction in need for urgent medical practitioner attendance	<p>“Avoided us needing to call locum”</p> <p>“Beautiful, perfect, gives time to organise doctor”</p> <p>“So good. Saves getting locum, saves getting a phone order”</p> <p>“Very good, can’t get doctor always. Could accept patients (from hospital) later now. Normally only before 1pm”</p>
Clarity of information	<p>“Brilliant, able to read, very easy to read”</p> <p>“More legible, easier for the doctor. Really good”</p>
Usefulness of information	<p>“Change status alerted nurse of new medications”</p> <p>“Did not need to check when last dose was given”</p>
Reduction in medication administration errors	<p>“Wouldn’t have been able to administer medications (without it)”</p> <p>“...Usually cannot administer from script so this allowed for signing”</p>
Lack of familiarity with IRCMAC (RCF staff who received but didn’t use the IRCMAC)	<p>“.... didn’t realise it could be used til the day after”</p> <p>“Unfamiliar with the chart though fantastic idea”</p> <p>“Would have been helpful if staff familiar”</p>

IRCMAC = Interim Residential Care Medication Administration Chart

Table 3. General practitioner (GP) questionnaire

Survey question	Yes [Number (%)]	No or Not sure [Number (%)]
Did the provision of an IRCMAC reduce the urgency for you to attend the RCF to review this patient after discharge from hospital?	31/35	4/35
Were you comfortable with a hospital-provided IRCMAC being used at the residential care facility (for up to 7 days) until you or another GP were able to review the patient and write the long-term residential care medication chart?	35/35	0
Were the “Change status” and “Medications ceased” sections on the IRCMAC helpful for informing you about medication changes made in hospital?	34/35	1/35
Do you think provision of an IRCMAC should be standard practice for all patients discharged from hospital to a residential care facility?	35/35	0

Examples of comments from GPs about the IRCMAC:

- “This is a great help in arranging an easy move from hospital to residential care facility and helps take the pressure off the first few days – thank you.”
- “Less stress on (RCF) staff chasing the GP’s or locum service to write the medication chart.”
- “The typed nature of these charts helps a lot – some hand written discharge medication lists in the past have been illegible.”
- “Interim chart is very useful. Would be useful if done for every patient discharged to residential facilities on a regular basis.”
- “(I) think this is the best idea ever.”

GP = General practitioner

IRCMAC = Interim Residential Care Medication Administration Chart

1
2
3 **APPENDIX. Stakeholders consulted during development of the interim residential care**
4
5 **medication administration chart**
6
7

8
9 Australian government and professional bodies:

- 10
11
 - Aged Care Standards & Accreditation Agency
 - Australian Nursing Federation
 - North East Valley Division of General Practice
 - Northern Division of General Practice
 - Nurses Board of Victoria
 - Pharmacy Board of Australia
 - Victorian Department of Health – Aged Care Branch
 - Victorian Department of Health – Ambulatory & Continuing Care Programs Branch
 - Victorian Department of Health – Drugs and Poisons Unit
 - Victorian Department of Health – Quality Use of Medicines Program

12
13
14
15
16
17
18
19
20
21
22
23
24
25
26
27

28
29 Individual health professionals and aged care staff:

- 30
31
 - Community pharmacists (n = 4)
 - Hospital pharmacists (n = 6)
 - Hospital doctors (n = 3)
 - Hospital aged care liaison nurse (n = 1)
 - RCF staff (directors of nursing, care coordinators,
32
33
34
35
36
37
38
39
40
41
42
43
44
45
46
47
48
49
50
51
52
53
54
55
56
57
58
59
60
division 1 & 2 registered nurses, personal care assistants) (n = 34)
 - General practitioners (n = 6)

ACKNOWLEDGMENTS:

This study was funded by the JO & JR Wicking Trust. The authors acknowledge the assistance of the following people in the conduct of the study: Clare Chiminello (North East Valley Division of General Practice), Kent Garrett (Austin Health), Stephen Cheung (Austin Health), Liam Carter (Northern Health), Marion Cincotta (Northern Health), the hospital pharmacists who assisted with implementation of the interim residential care medication administration chart, and residential care facility staff who participated in telephone interviews.

COMPETING INTERESTS:

None

FUNDING SOURCE:

JO & JR Wicking Trust

(The JO & JR Wicking Trust had no role in the design, methods, subject recruitment, data collection, data analysis or preparation of paper.)

REFERENCES

1. Coleman EA. Falling through the cracks: challenges and opportunities for improving transitional care for persons with continuous complex care needs. *J Am Geriatr Soc* 2003;51:549-555.
2. Elliott RA, Tran T, Taylor SE, et al. Gaps in continuity of medication management during the transition from hospital to residential care: an observational study (MedGap Study). *Australas J Ageing* (in press).
3. Pierce D, Fraser G. An investigation of medication information transfer and application in aged care facilities in an Australian rural setting. *Rural and Remote Health* 2009;9:1090 (Online). Url: http://www.rrh.org.au/publishedarticles/article_print_1090.pdf (accessed 21 December, 2011).
4. McDonald T. For their sake: Can we improve the quality and safety of resident transfers from acute hospitals to residential aged care? Australian Catholic University; 2007. Available at: http://www.aaaa.com.au/files//generalpapers/for_their_sake_oct_07_final.pdf Accessed 8 December, 2011
5. Ward KT, Bates-Jensen B, Eslami MS, et al. Addressing delays in medication administration for patients transferred from the hospital to the nursing home: A pilot quality improvement project. *Am J Geriatr Pharmacother* 2008;6:205-211.
6. Tjia J, Bonner A, Briesacher BA, et al. Medication discrepancies upon hospital to skilled nursing facility transitions. *J Gen Intern Med* 2009;24:630-635.
7. Boockvar K, Fishman E, Kyriacou CK, et al. Adverse events due to discontinuations in drug use and dose changes in patients transferred between acute and long-term care facilities. *Arch Intern Med* 2004;164:545-550.

- 1
2
3 8. Institute for Safe Medication Practices Canada. Medication incidents occurring in
4 long-term care. ISMP Canada Safety Bulletin. Vol 10: Institute for Safe Medication
5 Practices Canada (ISMP Canada) 2010:1-3. Available at: <http://www.ismp->
6 [canada.org/download/safetyBulletins/ISMPCSB2010-09-MedIncidentsLTC.pdf](http://www.ismp-canada.org/download/safetyBulletins/ISMPCSB2010-09-MedIncidentsLTC.pdf)
7
8 Accessed 8 December, 2011.
9
- 10
11
12
13
14 9. Crotty M, Rowett D, Spurling L, et al. Does the addition of a pharmacist transition
15 coordinator improve evidence-based medication management and health outcomes in
16 older adults moving from the hospital to a long-term care facility? Results of a
17 randomized, controlled trial. *Am J Geriatr Pharmacother* 2004;2:257-264.
18
19
- 20
21
22
23 10. Tran T, Taylor S, Chu M, et al. Complexities of patient transfer from hospital to aged
24 care homes: far from achieving a smooth continuum of care [abstract]. Proceedings of
25 the Society of Hospital Pharmacists of Australia Federal Conference 2007; Sydney.
26
27 p63.
28
29
- 30
31
32 11. Elliott RA, Taylor SE, Harvey PA, et al. Unplanned medication-related hospital
33 readmission following transfer to a residential care facility. *Journal of Pharmacy*
34 *Practice and Research* 2009;39:216-218.
35
36
- 37
38
39 12. Kripalani S, LeFevre F, Phillips CO, et al. Deficits in communication and information
40 transfer between hospital-based and primary care physicians. *JAMA* 2007;297:831-
41
42 841.
43
44
- 45
46
47 13. Witherington EMA, Pirzada OM, Avery AJ. Communication gaps and readmissions to
48 hospital for patients aged 75 years and older: observational study. *Qual Saf Health*
49 *Care* 2008;17:71-75.
50
51
- 52
53
54 14. Callen J, McIntosh J, Li J. Accuracy of medication documentation in hospital
55 discharge summaries: A retrospective analysis of medication transcription errors in
56 manual and electronic discharge summaries. *Int J Med Informatics* 2010;79:58-64.
57
58
59
60

- 1
2
3 15. Wilson S, Ruscoe W, Chapman M, Miller R. General practitioner–hospital
4 communications: A review of discharge summaries. *J Qual Clin Pract* 2001;21:104-
5 108.
6
7
- 8
9 16. Boockvar KS, Liu S, Goldstein N, et al. Prescribing discrepancies likely to cause
10 adverse drug events after patient transfer. *Qual Safety Health Care* 2009;18:32-36.
11
- 12 17. Karmel R, Gibson D, Lloyd J, Anderson P. Transitions from hospital to residential
13 aged care in Australia. *Australas J Ageing* 2009;28:198-205.
14
- 15 18. Tran T, Xin X, Taylor S, Elliott R. Accuracy of interim residential care medication
16 administration charts prepared by hospital pharmacists [abstract]. Proceedings of the
17 Society of Hospital Pharmacists of Australia Federal Conference 2010; Melbourne,
18 p160.
19
- 20 19. van Doormaal JE, van den Bemt PMLA, Mol PGM, et al. Medication errors: the
21 impact of prescribing and transcribing errors on preventable harm in hospitalised
22 patients. *Qual Saf Health Care* 2009;18:22-27.
23
- 24 20. Fahimi F, Nazari MA, Abrishami R, et al. Transcription Errors Observed in a
25 Teaching Hospital. *Arch Iranian Med* 2009;12:173-175.
26
- 27 21. Lisby M, Nielsen LP, Mainz J. Errors in the medication process: frequency, type, and
28 potential clinical consequences. *Int J Qual Health Care* 2005;17:15-22.
29
30
31
32
33
34
35
36
37
38
39
40
41
42
43
44
45
46
47
48
49
50
51
52
53
54
55
56
57
58
59
60

1
2
3 **Gaps in continuity of medication management during the transition from hospital to**
4
5 **residential care: an observational study.**
6
7

8
9 **Accepted for publication in Australasian Journal on Ageing, October 2011**
10

11
12 Abstract
13

14
15 **Objective:** To assess continuity of medication management during transition from hospital to
16 residential care facilities (RCF).
17

18
19 **Method:** Telephone interviews with RCF staff were performed 24hours after patient transfer
20 to determine proportion of patients with: missed or significantly delayed doses; RCF
21 medication chart not written/updated in time for the first dose; suitably packed medications
22 not available for the first dose; and RCF medication chart written/updated by a locum doctor.
23
24
25
26
27
28 Retrospective audit was used to identify discharge summary discrepancies.
29

30
31 **Results:** Seventy-five doses for 37/202 (18.3%) patients were missed or significantly delayed
32 in the 24 hours after discharge. 125 (61.9%) patients did not have their medication chart
33 written/updated and 77 (38.1%) did not have suitably packed medications available for the
34 first dose. Locum doctors wrote RCF medication charts for 66 (32.7%) patients. 197/392
35
36
37
38
39 (50.3%) changes to regularly scheduled medications were communicated.
40

41
42 **Conclusions:** Strategies are needed to address gaps in continuity of medication management.
43
44
45
46
47
48
49
50
51
52
53
54
55
56
57
58
59
60

Introduction

Almost 9% of hospital discharges involving patients aged 65 and over are to residential care facilities (RCF).¹ Current medication management arrangements for these patients in the immediate post-discharge period are complex and associated with significant risks.²⁻⁵ General practitioners (GP), or locum medical services, are called at short notice to write medication charts, often without access to comprehensive discharge medication information.^{3,6} Community pharmacists are called at short notice to supply or pack medications into dose administration aids.^{3,5} RCF staff may be required to act beyond their normal duties to facilitate timely medication administration.^{3,4} These processes can lead to medication administration errors and adverse patient outcomes.⁷⁻⁹

Quality Use of Medicines (QUM) is one of the central objectives of Australia's National Medicines Policy. QUM means using medications judiciously, appropriately, safely, and effectively. There has been considerable investment in Australia over the last 15 years aimed at improving QUM for older people residing in RCFs, including development of medication management guidelines and standards and implementation of medication advisory committees and medication reviews.¹⁰ Guidelines have also been developed to address continuity of medication management. However, none of these policies, guidelines or strategies has addressed medication management during the transition from hospital to RCFs.^{10,11}

Although gaps in continuity of medication management during transitions from hospital to residential care have been recognised,²⁻⁷ there is little quantitative data to inform development, or enable evaluation, of potential solutions.⁷ The purpose of this study was to describe and quantify medication management problems in the 24 hours after discharge from hospital to residential care.

Methods

An observational study of medication management following discharge from a 400 bed acute care hospital and an 80 bed subacute aged care hospital within a major metropolitan public health service was undertaken over 12 weeks (January to April 2009). Patients were eligible for inclusion if they were discharged to a RCF following an overnight stay on an inpatient ward. Exclusion criteria were: discharge under the Transition Care Program (a hospital-managed short-term residential care program), no medication changes made in hospital, or RCF staff unable to complete a telephone interview.

The hospitals' discharge policy included supplying all prescribed medications for patients discharged to a new RCF, or new and changed medications for patients returning to a RCF, dispensed in original packaging. A hospital pharmacist contacted the RCF's community pharmacy prior to discharge and provided a facsimile of the discharge prescription(s) and a summary of medication changes made in hospital. A medical discharge summary with a free-text section about medication management was prepared by a hospital doctor and faxed to the patient's GP.

Patients' pre-admission medication lists and discharge prescriptions were obtained from the medical record to determine changes to the medication regimen in hospital and when the first dose of medication was due after hospital discharge. Pre-admission medication lists were recorded by clinical pharmacists (routine care), using standardised medication reconciliation procedures.¹²

1
2
3 Approximately 24 hours after discharge, a structured telephone interview was conducted with
4 a RCF staff member directly responsible for managing the patient's medications (where
5 possible, a registered nurse, but at RCFs without such staff, an enrolled nurse or patient care
6 assistant). Data collected included: time of arrival at the RCF, whether the RCF medication
7 chart had been written/updated in time for the first dose of regularly scheduled medication,
8 who wrote/updated the chart (if written), whether the resident's medications were available in
9 the RCF's usual format (dose administration aid or original packaging) for the first dose,
10 whether any doses had been missed or delayed since the resident arrived (and if so, the
11 medication name and length of delay), and how medications were administered and recorded
12 if an updated medication chart or medications in the RCF's usual format were not available
13 when the first dose was due and no missed/delayed doses were reported.
14
15
16
17
18
19
20
21
22
23
24
25
26
27
28

29 The interview questionnaire was developed with input from a multidisciplinary reference
30 group that included RCF nurses, GPs and pharmacists to ensure content validity. It was
31 piloted and refined with approximately 10 discharges before the study commenced. Other
32 data collection methods were piloted, but were found to be less reliable than telephone
33 interview and were therefore not utilised (see Discussion section).
34
35
36
37
38
39
40
41
42

43 Medication information included in medical discharge summaries was assessed by an
44 experienced clinical pharmacist for a random sample of approximately 1 in 3 patients. The
45 accuracy of medication lists was determined by comparing the summary with patients'
46 discharge prescriptions (which had been reconciled by a hospital pharmacist against the
47 patient's pre-admission medication list and inpatient medication chart to resolve unintended
48 discrepancies). Medication changes were identified by comparing discharge prescriptions
49 with pre-admission medication lists, and changes were considered to have been
50
51
52
53
54
55
56
57
58
59
60

1
2
3 communicated if the change and its rationale were mentioned in the discharge summary, or
4
5 the change was mentioned and the rationale could be deduced (e.g. bisphosphonate
6
7 commenced after a hip fracture).
8
9

10
11 Re-presentations to hospital within seven days of discharge were identified via the health
12
13 service's patient administration system. Medical records were reviewed by an independent
14
15 geriatrician and clinical pharmacist to determine whether re-presentations were potentially
16
17 related to a medication administration error in the 24 hours after hospital discharge.
18
19

20
21 The primary endpoint was the proportion of patients who experienced one or more missed or
22
23 significantly delayed doses in the 24 hours after discharge, defined as: regularly scheduled
24
25 medication dose completely omitted; regularly scheduled medication dose delayed by more
26
27 than 50% of the prescribed dose-interval; or 'when required' (*prn*) medication delayed by any
28
29 length of time if it was required by the patient.
30
31
32
33
34
35

36
37 Missed and delayed doses were classified into three levels of risk according to the likelihood
38
39 and severity of a potential adverse outcome, using a classification system developed through a
40
41 Delphi process¹³ involving nine experienced aged care professionals (3 geriatricians, 2 GPs, 2
42
43 clinical pharmacists, and 2 registered nurses).
44
45
46

47
48 Secondary endpoints were the proportion of patients with: RCF medication chart
49
50 written/updated by a locum doctor within 24 hours of transfer; updated RCF medication
51
52 administration chart not available for the first dose of regularly scheduled medication;
53
54 medications in RCF's preferred packaging not available for the first dose; one or more
55
56
57
58
59
60

1
2
3 medication discrepancies in the medical discharge summary; re-presentation to hospital
4
5 within 7 days of discharge due to a medication administration error.
6
7

8
9
10 Statistical analysis was performed using SPSS Version 17.0 (SPSS Inc. Chicago).
11
12 Characteristics of patients who had a missed or significantly delayed dose were compared
13
14 with those who did not. Mann-Whitney U test was used for age, length of stay and number of
15
16 medications, and chi square test for categorical data.
17
18

19
20 We estimated that 25% of patients would have doses missed or delayed after discharge to a
21
22 RCF, and if an intervention aimed to reduce this to 10% (power 80%, level of significance
23
24 0.05, 2-sided) at least 112 patients would be required in this study and subsequent
25
26 intervention studies.
27
28

29
30
31 The study was approved by the Austin Health and Monash University Human Research
32
33 Ethics Committees.
34
35

36 37 38 Results

39
40 287 patients were discharged to a RCF during the study period. Eighty five patients were
41
42 excluded: discharged under the Transition Care Program (n=34), unable to complete a
43
44 telephone interview with RCF (n=32), no changes to pre-admission medication regimen
45
46 (n=19). Therefore, 202 patients were included (Table 1). They were discharged to 90 RCFs;
47
48 199 (98.5%) discharges occurred on weekdays.
49
50

51
52
53 On discharge, medications were supplied by the hospital for 177 (88%) patients and by the
54
55 RCF's community pharmacy for 25 (12%) patients. The median time from patient arrival at
56
57 RCF's community pharmacy for 25 (12%) patients. The median time from patient arrival at
58
59
60

1
2
3 the RCF to when the first dose of regularly scheduled medication was due was 180 (IQR 60-
4
5 360) minutes.
6
7

8
9
10 Seventy-five medication doses for 37 (18.3%) patients were missed or significantly delayed in
11
12 the 24 hours after discharge. Seventy (93.3%) were doses of regularly scheduled medications
13
14 that were completely missed, one (1.3%) was a regularly scheduled medication that was
15
16 significantly delayed, and four (5.3%) were *prn* medications not administered when needed
17
18 (oxycodone in 3 cases and salbutamol in one case). Nine (12.0%) missed or delayed doses
19
20 were classified as high risk, 40 (53.3%) as moderate risk, and 26 (34.7%) as low risk (Table
21
22 2).
23
24

25
26
27 One hundred and twenty-five (61.9%) patients did not have their RCF medication chart
28
29 written or updated and 77 (38.1%) did not have medications available in the RCF's preferred
30
31 format in time for the first dose of regularly scheduled medication. Missed or delayed doses
32
33 were more common when an up-to-date medication chart was not available than when
34
35 medications weren't available in the RCF's usual format (Figure 1).
36
37

38
39
40 Locum doctors wrote or updated the RCF medication chart in the 24 hours after hospital
41
42 discharge for 66 (32.7%) patients; 43 (65.2%) of these were not written in time for the first
43
44 dose.
45
46

47
48
49 Patients with missed or delayed doses required their first scheduled dose of medication sooner
50
51 after discharge than those who did not. They were also more likely to have had their
52
53 medication chart written by a locum doctor (Table 3).
54
55

1
2
3 RCF staff reported using one or more 'workarounds' (procedures that weren't usual practice)
4
5 to avoid missed or delayed doses for 116 (57.4%) patients when an updated medication chart
6
7 or medications in the RCF's usual format were not available (Table 4).
8
9

10
11
12 Of 71 reviewed medical discharge summaries, 59 (83.1%) included a discharge medication
13
14 list, of which 47 (79.7%) contained one or more medication or dose discrepancies compared
15
16 to the patients' discharge prescriptions (median 2 discrepancies per patient, range 0-16). A
17
18 median of 7 medication changes per patient were made in hospital (5 involving regularly
19
20 scheduled medications, 2 involving *prn* medications). 197/392 (50.3%) changes to regularly
21
22 scheduled medications and 36/150 (24.0%) changes to *prn* medications were communicated
23
24 in the discharge summary.
25
26

27
28
29 When describing how and when medication charts were written and medications were
30
31 administered, RCF staff described six additional medication errors affecting four patients as a
32
33 result of 'workarounds' or poor communication of medication changes. These were:
34
35 administration of medication that had been ceased in hospital (aspirin, controlled release
36
37 oxycodone and prochlorperazine); administration of pre-hospital dose of medication
38
39 (gabapentin had been reduced during admission from three times to once daily); and wrong
40
41 medication administered (an antidepressant instead of nitrazepam, and an incorrect antibiotic).
42
43 Overall, medication administration errors were identified in 41 (20.3%) patients.
44
45
46
47
48

49
50 Sixteen (7.9%) patients re-presented to hospital within 7 days of discharge. These patients
51
52 were more likely to have experienced a missed or delayed dose than patients who did not re-
53
54 present (8/16 [50.0%] vs 29/186 [15.6%], $p < 0.0001$), but medical record review found no
55
56
57
58
59
60

1
2
3 evidence that any re-presentation was directly related to a medication administration error in
4
5 the 24 hours after discharge.
6
7

8 9 Discussion

10 For RCF staff to administer medications after discharge from hospital, they require an up-to-
11
12 date medication administration chart that reflects changes made in hospital, and medications
13
14 in a format that can be used by the RCF (usually packed in a dose administration aid). We
15
16 found that a majority of patients did not have an up-to-date medication chart in time for their
17
18 first scheduled medication dose, and more than one third did not have medications in the
19
20 RCF's usual format. This is not surprising given that the median time from arrival at the RCF
21
22 to when the first dose of regularly scheduled medication was due was three hours, and *prn*
23
24 medications were sometimes required earlier than that.
25
26
27
28
29

30
31 These delays resulted in RCF staff using 'workarounds', including practicing outside of
32
33 recommended industry standards and guidelines, to avoid missed doses. Some of these
34
35 workarounds may be associated with increased risk of medication errors. For example, we
36
37 identified several cases where use of an old (pre-hospital) RCF medication chart, pre-hospital
38
39 medications, or medications borrowed from another resident, was associated with errors.
40
41 Using a copy of a hospital inpatient medication chart was a common workaround, and
42
43 sometimes resulted in confusion and errors because the inpatient chart is often different to the
44
45 intended discharge medication regimen.
46
47
48
49

50
51 Approximately 1 in 5 patients experienced a medication administration error within 24 hours
52
53 of discharge. Most errors were missed doses, and almost two thirds were high or moderate
54
55 risk errors. Although we did not identify any cases where a medication administration error
56
57
58
59
60

1
2
3 within 24 hours of discharge resulted in hospital readmission, anecdotal evidence, case reports
4
5 and a US study suggest that adverse outcomes do occur due to gaps in continuity of
6
7 medication management during transition from hospital to residential care.^{2,3,7,8,14} These
8
9 include poorly controlled pain, suboptimal terminal care, recurrence of medical problems that
10
11 led to the original hospital admission, and unplanned hospital readmission.
12
13

14
15
16 Our data suggest that not having an up-to-date medication administration chart is a greater
17
18 barrier to continuity of medication administration than not having medications packed in the
19
20 RCF's usual format. When medications were supplied by the hospital in original packaging
21
22 they were often able to be administered, provided there was an up-to-date medication chart.
23
24
25

26
27 Our findings are consistent with an Australian study that examined 59 admissions to rural
28
29 RCFs, including 37 from hospital.⁴ Medication delays were reported for 23% of residents, and
30
31 RCF staff reported that they sometimes had to 'act beyond their normal duties' to ensure
32
33 timely medication delivery. The most commonly reported problem was absence of an up-to-
34
35 date medication administration chart. Medications being unavailable at the RCF was a less
36
37 frequent, but important, problem.⁴ Similar problems following discharge from hospital to
38
39 long-term care have been reported in North America.^{14,15}
40
41
42

43
44
45 The need for a medical practitioner to attend the RCF and write a medication chart on the day
46
47 of discharge from hospital, often within 3 hours of the resident's arrival, creates challenges
48
49 for the GP workforce. It is also not the optimal time for patients to receive a medical review
50
51 following discharge from hospital. Use of locums to write medication charts for one third of
52
53 residents highlights the difficulties experienced by RCFs in accessing residents' GPs at short
54
55 notice, and because locums are unable to attend until after-hours (to be eligible for Medicare
56
57
58
59
60

1
2
3 Benefits Scheme funding), usually the medication chart was not written/updated in time. Use
4
5 of locums to write medication charts is also a poor use of health funding, and poses potential
6
7 patient safety risks since this task should ideally be performed by the patient's regular GP,
8
9 who may have a better understanding of their medical and medication history. Difficulties
10
11 accessing a GP to write the medication chart (and accessing packed medications), also results
12
13 in RCFs often declining to accept transfers from hospital after-hours and at weekends; in this
14
15 study only 1.5% of transfers occurred on weekends.
16
17

18
19
20 We did not assess how often GPs and RCFs received a medical discharge summary on the day
21
22 of discharge. However, consistent with other studies,^{6,16-19} we found that medication changes
23
24 were often not communicated in discharge summaries, and medication regimens listed in
25
26 discharge summaries were frequently inconsistent with the intended discharge regimen. On at
27
28 least one occasion this led to a medication error (incorrect antibiotic prescribed and
29
30 administered).
31
32

33
34
35 Our methodology had some limitations, but these would be more likely to underestimate error
36
37 prevalence rather than overestimate. In most cases the RCF staff member who was
38
39 interviewed was involved in the patient's care when they arrived at the RCF the previous day,
40
41 so had first-hand knowledge about whether doses were missed or delayed and whether a
42
43 locum doctor was called, but there remains a risk of recall bias and deliberate under-reporting.
44
45 In a minority of cases the interviewee wasn't involved in the patient's care and/or could not
46
47 confirm whether there were missed or delayed doses; in these cases no missed/delayed dose
48
49 was recorded. Because interviews were completed approximately 24 hours after discharge (to
50
51 minimise recall bias), some missed or delayed doses could not be detected. This occurred
52
53 when once-daily, morning, doses had not been administered by the time of the telephone
54
55
56
57
58
59
60

1
2
3 interview, but the delay had not yet exceeded 50% of the prescribed dose-interval (12 hours).
4
5 We excluded emergency department discharges (for logistical reasons), but in our experience
6
7 these patients are at high risk of post-discharge medication errors because of the short notice
8
9 of discharge and the fact that a pharmacist is often not involved in the transfer, particularly
10
11 after hours. Whilst transfer-related medication administration errors may continue for several
12
13 days after discharge,^{2,13} our methodology did not enable us to assess what proportion of errors
14
15 persisted beyond 24 hours after discharge.
16
17
18
19

20
21 Alternative data collection methods were considered, but were either not feasible or were
22
23 found to be less reliable than telephone interview. Sending a researcher to RCFs to observe
24
25 medication administration was not feasible because of the number of discharges each day,
26
27 usually at short notice, and the number of different RCFs (90 RCFs received the 202 patients
28
29 in this study). This method may also have been more likely to have a Hawthorn effect. We
30
31 piloted a fax-back form, sent to RCFs with each patient, to be completed prospectively by
32
33 RCF staff. However response rate was poor and again there was risk of a Hawthorn effect.
34
35 Two methods for validating telephone interview data were piloted, but turned out to be
36
37 unreliable and prone to over-estimation of the rate of missed/delayed doses. The first involved
38
39 asking RCF staff to fax a copy of the RCF medication chart once it was written. Response rate
40
41 was poor, and due to the large number of workarounds used by RCF staff to administer and/or
42
43 record medications when the chart wasn't written in time for the first dose, the faxed chart
44
45 could not always confirm whether doses were given (eg. the chart indicated no dose was
46
47 given, but the phone interview indicated it was given, for example without signing a drug
48
49 chart, or by getting a family member to administer it). The second method involved a
50
51 researcher visiting RCFs several days after discharge to retrospectively collect data, but again
52
53
54
55
56
57
58
59
60

1
2
3 this was unable to confirm whether doses were administered, due to variable documentation
4
5 and workarounds.
6
7

8
9
10 In conclusion, there are significant gaps in continuity of medication management across the
11 hospital-residential care interface. Strategies to improve continuity of care are urgently
12 needed. One potential method to reduce the risk of missed doses and pressure on the GP
13 workforce is a hospital-provided 7-day interim residential care medication administration
14 chart (IRCMAC) which can be used by RCF staff to administer and record medications until
15 the patient's GP prepares a new medication chart. Such interim charts have been implemented
16 on a limited basis at some Australian hospitals, however their effectiveness and safety has not
17 been evaluated. A potential method to ensure timely availability of appropriately packed
18 medications is a hospital-provided interim residential care multi-dose medication pack;
19 however there are a number of barriers to this approach, such as variability in packing
20 preferences amongst RCFs, and hospital discharge medication funding arrangements. Further
21 work is needed to identify and evaluate strategies to address these problems.
22
23
24
25
26
27
28
29
30
31
32
33
34
35
36
37
38
39
40
41
42
43
44
45
46
47
48
49
50
51
52
53
54
55
56
57
58
59
60

Table 1. Patient characteristics

	Subacute ward discharges (n = 63)	Acute ward discharges (n = 139)	All patients (n = 202)
Age (years) [median (IQR)]	85 (81-89)	84 (81-89)	84 (79-88)
Gender [number (%) female]	39 (62%)	80 (58%)	119 (59%)
Length of stay in hospital (days) [median (IQR)]	40 (30-63)	7 (5-13)*	11.5 (6-33)
Number of medications prescribed on discharge [median (IQR)]			
Regular	9.0 (6.0-12.0)	9.0 (6.0-12.0)	9.0 (6.5-12.0)
When required (<i>prn</i>)	2.0 (1.0-3.0)	1.0 (0-2.0)*	1.0 (0-2.0)
Total	11.0 (9.0-13.0)	10.5 (7.0-14.3)	11.0 (7.0-13.5)
Discharged to a new RCF [Number (%)]	44 (70%)	32 (23%)*	76 (37%)
Level of care at RCF [Number (%)]			
High	35 (56%)	62 (45%)	97 (48%)
Low	25 (39%)	67 (48%)	92 (45%)
Supported Residential Service	3 (5%)	10 (7%)	13 (7%)
One or more missed or significantly delayed doses within 24 hours of discharge [Number (%)]	11 (17.5%)	26 (18.7%)*	37 (18.3%)

* p < 0.05 (acute versus subacute)

Table 2: Medications missed or significantly delayed within 24 hours of discharge from hospital.

Risk [†]	Medication	Number of occurrences
High	Strong analgesics: oxycodone immediate release (OxyNorm), oxycodone slow release (OxyContin)	4
	Anticoagulants: enoxaparin, warfarin	3
	Antiparkinsonian medications: levodopa/carbidopa	1
	Bronchodilators: salbutamol	1
Moderate	Anti-infectives: amoxicillin, amoxicillin/clavulanic acid, cephalexin, doxycycline, flucloxacillin, metronidazole	11
	Cardiovascular medications: atenolol, captopril, frusemide, metoprolol, prazosin, propranolol	8
	Milder analgesics: paracetamol	7
	Glaucoma medications: bimatoprost, brimonidine, pilocarpine, timolol	4
	Anticonvulsants: carbamazepine, sodium valproate	3
	Antiemetics: domperidone, metoclopramide	3
	Antipsychotics: olanzapine, quetiapine	2
	Antidiarrhoeals: diphenoxylate/atropine	1
	Colchicine	1
	Low	Laxatives: docusate/senna, lactulose, polyethylene glycol oral solution
Lipid-lowering medications: atorvastatin, pravastatin, simvastatin		7
Mineral & vitamin supplements : potassium, calcium, cholecalciferol		4
Antiplatelet medications: aspirin/dipyridamole		2
Cholinesterase inhibitors: donepezil		1

Acid suppressing medications / antacids: Gastrogel	1
Antidepressants: mirtazapine	1
Lubricant eye drops: Polytears	1
Topical medications: nystatin oral drops	1

† Risk based on ‘average’ residential care patient (84 years of age, multiple morbidities, 11 medications). High risk defined as “Moderate to high likelihood of a high-severity adverse consequence”; Moderate risk defined as “Moderate to high likelihood of a medium-severity adverse consequence OR low likelihood of a high-severity adverse consequence”; Low risk defined as “Any likelihood of a low-severity adverse consequence OR low likelihood of a medium-severity adverse consequence”. ‘High severity adverse consequence’ defined as any adverse consequence that could cause major patient discomfort or harm, medical practitioner attendance or readmission to hospital; ‘Medium-severity adverse consequence’ defined as any adverse consequence that could cause mild to moderate patient discomfort or harm or that may require telephone consultation with a medical practitioner; ‘Low-severity adverse consequence’ defined as any situation other than the above.

Table 3. Comparison of patients who did and did not experience a missed or significantly delayed dose in the 24 hours after discharge from hospital

	Missed or delayed medication (n = 37)	No missed or delayed medication (n = 165)	p-value
Age [median (IQR)]	84 (79-89)	84 (80-88)	NS
Gender [number (%) female]	25 (68%)	94 (57%)	NS
Hospital ward-type			
- Acute	26 (70%)	113 (68%)	NS
- Subacute	11 (30%)	52 (32%)	
Length of hospital stay [median (IQR), days]	12 (6-36.5)	11 (6-33)	NS
Discharge time			
- am	21 (57%)	79 (48%)	NS
- pm	16 (43%)	86 (52%)	
RCF admission-type			
- New admission to RCF	18 (49%)	58 (35%)	NS
- Returning to RCF	19 (51%)	107 (65%)	
RCF level of care			
- High	18 (49%)	78 (47%)	NS
- Low or SRS	19 (51%)	87 (53%)	
Number of medications [median (IQR)]	10.0 (7.0-14.0)	11.0 (7.0-13.75)	NS
Medications supplied by the hospital on discharge			
- Yes	33 (89%)	144 (87%)	NS
- No	4 (11%)	21 (13%)	
Time between arrival at RCF and first scheduled dose due [median (IQR), minutes]	120 (30-225)	180 (90-360)	P = 0.03

Medication chart not written or updated in time for first dose [number (%)]	34 (92%)	90 (53%)	P < 0.0001
Medications not available in RCF's preferred format in time for first dose [number (%)]	20 (54%)	57 (35%)	P = 0.02
Locum doctor wrote/updated RCF medication chart [number (%)]	24 (65%)	42 (25%)	P < 0.0001

IQR = interquartile range; RCF = residential care facility; SRS = special residential service

For peer review only

Table 4. Workarounds[†] used by residential care staff to avoid medication delays and missed doses

a) Due to absence on an updated medication administration chart

Type of 'workaround'	Number [‡]
Documented on a medication list obtained from the hospital (e.g. in the margin of a copy of the patient's discharge prescription or hospital inpatient medication chart)	44
Obtained a telephone or facsimile medication administration order from a doctor	19
Community pharmacy provided a medication signing sheet	4
Documented in 'Nurse-Initiated Medication' section of a RCF medication administration chart	4
Documented against RCF chart used prior to hospital admission (e.g. when the only change made in hospital was cessation of one or more medications, or when the pre-admission medication regimen was [incorrectly] continued while waiting for a new medication chart to be written and/or medications to be re-packed in a DAA)	4
Administration of medication(s) not documented	4
Documented administration in the patient's RCF file/progress notes	3
Medication chart transcribed by RCF nurse	3
Retrospectively documented after medication chart updated/written	3
Not specified (RCF staff unable to explain how medication was administered and recorded)	3
Total	91

b) Due to medications being unavailable in the RCF's preferred format

Type of 'workaround'	Number [†]
Medications administered from original packaging supplied by hospital while waiting for medications to be re-packed in a DAA by a community pharmacy.	49

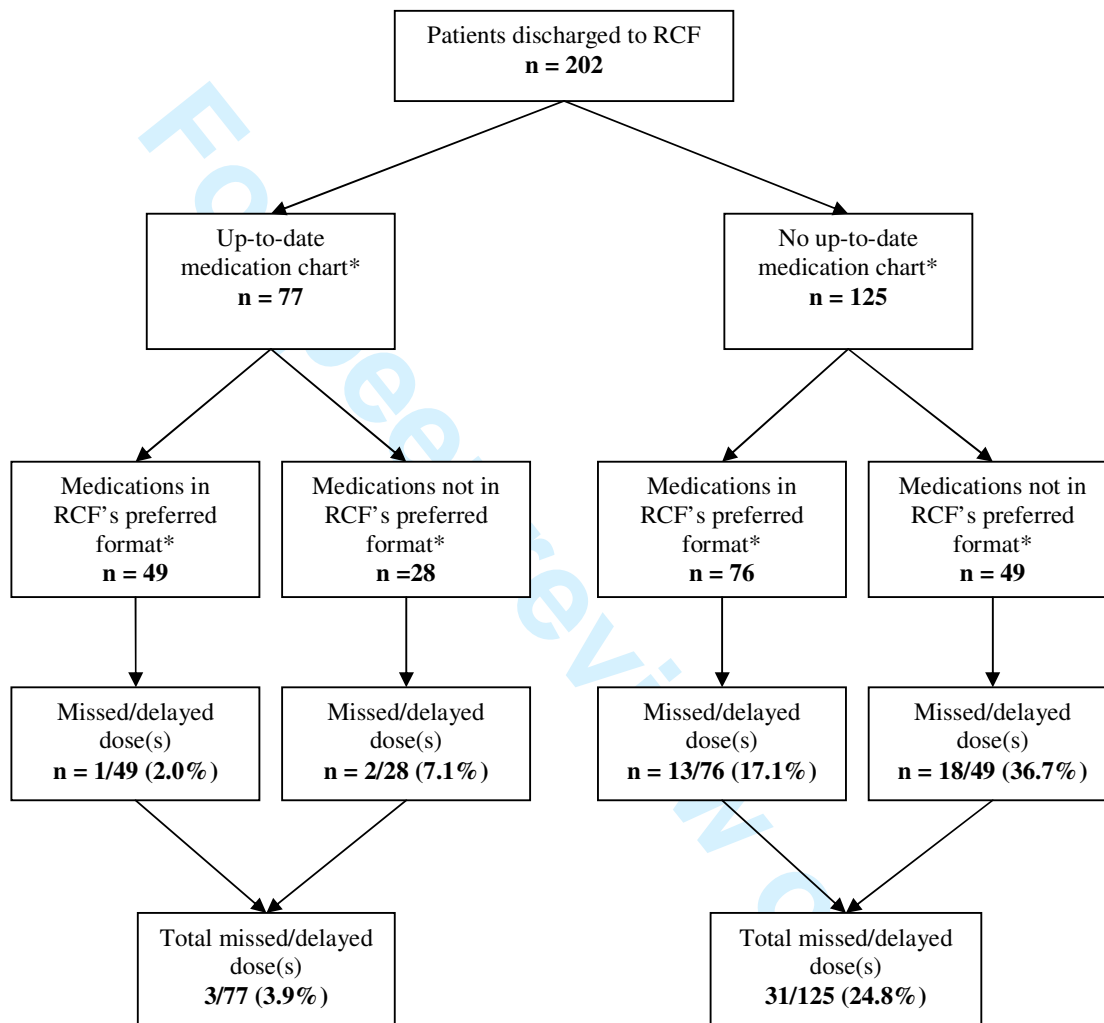
.	
Pre-admission medications (packed in a DAA) used while waiting for new and/or changed medications to be re-packed in a DAA by a community pharmacy	7
RCF registered nurse filled DAA for personal care assistants to administer medications from	3
Borrowed medication from another resident	2
RCF staff asked patient's family to administer medications	1
Not specified (RCF staff unable to explain how medication was administered)	1
Total	63

DAA: dose administration aid (e.g. Webster Pak)

† 'Workarounds' defined as procedures that weren't usual practice for medication administration at the RCF

‡ More than one 'workaround' used for some patients

Figure 1. Relationship between having an up-to-date medication chart and experiencing a missed or significantly delayed dose within 24 hours of discharge from hospital



RCF = residential care facility

* Available at RCF in time for first dose of regularly scheduled medication

References

1. Karmel R, Gibson D, Lloyd J, Anderson P. Transitions from hospital to residential aged care in Australia. *Australas J Ageing* 2009; 28: 198-205.
2. McDonald T. For their sake: Can we improve the quality and safety of resident transfers from acute hospitals to residential aged care? Australian Catholic University; 2007. Url: http://www.acao.com.au/files//generalpapers/for_their_sake_oct_07_final.pdf (accessed 12/9/11).
3. Tran T, Taylor S, Chu M, et al. Complexities of patient transfer from hospital to aged care homes: far from achieving a smooth continuum of care [abstract]. Proceedings of the Society of Hospital Pharmacists of Australia Federal Conference; Sydney; 2007. p 63.
4. Pierce D, Fraser G. An investigation of medication information transfer and application in aged care facilities in an Australian rural setting. *Rural and Remote Health* 2009; 9: 1090 (online). Url: http://www.rrh.org.au/publishedarticles/article_print_1090.pdf (accessed 12/9/11).
5. Lum E, Johnson M, Maclean C. Both sides of the story: the hospital-nursing home interface [abstract]. Proceedings of the Society of Hospital Pharmacists of Australia Federal Conference; Sydney; 2007. p. 63.
6. Crotty M, Rowett D, Spurling L, Giles LC, Phillips PA. Does the addition of a pharmacist transition coordinator improve evidence-based medication management and health outcomes in older adults moving from the hospital to a long-term care facility? Results of a randomized, controlled trial. *Am J Geriatr Pharmacother* 2004; 2: 257-64.
7. Elliott R, Taylor S, Harvey P, Tran T, Belfrage M. Unplanned Medication-Related Hospital Readmission following Transfer to a Residential Care Facility. *J Pharm Pract Res* 2009; 39: 216-8.

- 1
2
3 8. Boockvar K, Fishman E, Kyriacou C, Monias A, Gavi S, Cortes T. Adverse events due to
4
5 discontinuations in drug use and dose changes in patients transferred between acute and long-
6
7 term care facilities. *Arch Intern Med* 2004; 164: 545-50.
8
9
10 9. Boockvar KS, LaCorte HC, Giambanco V, Fridman B, Siu A. Medication reconciliation for
11
12 reducing drug-discrepancy adverse events. *Am J Geriatr Pharmacother* 2006; 4: 236-43.
13
14 10. Roughead EE, Semple SJ, Gilbert AL. Quality use of medicines in aged-care facilities in
15
16 Australia. *Drugs Aging* 2003; 20: 643-53.
17
18 11. Cheek J, Gilbert A, Ballantyne A, Penhall R. Factors influencing the implementation of
19
20 quality use of medicines in residential aged care. *Drugs Aging* 2004; 21: 813-24.
21
22 12. The Society of Hospital Pharmacists of Australia. SHPA Standards of Practice for the
23
24 Provision of Medication Reconciliation. *J Pharm Pract Res* 2007; 37: 231-3.
25
26 13. Jones J, Hunter D. Qualitative Research: Consensus methods for medical and health
27
28 services research. *BMJ* 1995; 311: 376.
29
30 14. Institute for Safe Medication Practices Canada. Medication incidents occurring in long-
31
32 term care. *ISMP Canada Safety Bulletin* 2010; 10(9): 1-3. Url: [http://www.ismp-
35
36 canada.org/download/safetyBulletins/ISMPCSB2010-09-MedIncidentsLTC.pdf](http://www.ismp-
33
34 canada.org/download/safetyBulletins/ISMPCSB2010-09-MedIncidentsLTC.pdf) (accessed
37
38 12/9/11)
39
40 15. Ward KT, et al. Addressing delays in medication administration for patients transferred
41
42 from the hospital to the nursing home: a pilot quality improvement project. *Am J Geriatr
43
44 Pharmacother* 2008; 6: 205-11.
45
46 16. Wilson S, Ruscoe W, Chapman M, Miller R. General practitioner-hospital
47
48 communications: A review of discharge summaries. *J Qual Clin Practice* 2001; 21: 104-108.
49
50 17. Callen J, McIntosh J, Li J. Accuracy of medication documentation in hospital discharge
51
52 summaries: A retrospective analysis of medication transcription errors in manual and
53
54 electronic discharge summaries. *Int J Med Inform* 2010;79: 58-64.
55
56
57
58
59
60

1
2
3 18. Kripalani S, LeFevre F, Phillips CO, et al. Deficits in communication and information
4 transfer between hospital-based and primary care physicians. Implications for patient safety
5 and continuity of care. JAMA 2007; 297: 831-41.
6
7

8
9 19. Witherington EMA, Pirzada OM, Avery AJ. Communication gaps and readmissions to
10 hospital for patients aged 75 years and older: observational study. Qual Saf Health Care
11 2008;17: 71-75.
12
13
14
15
16
17
18
19
20
21
22
23
24
25
26
27
28
29
30
31
32
33
34
35
36
37
38
39
40
41
42
43
44
45
46
47
48
49
50
51
52
53
54
55
56
57
58
59
60

For peer review only



Impact of a pharmacist-prepared interim residential care medication administration chart on gaps in continuity of medication management after discharge from hospital to residential care: a prospective pre- and post-intervention study (MedGap Study)

Journal:	<i>BMJ Open</i>
Manuscript ID:	bmjopen-2012-000918.R1
Article Type:	Research
Date Submitted by the Author:	02-Apr-2012
Complete List of Authors:	Elliott, Rohan; Austin Health, Pharmacy Department; Monash University, Centre for Medicine Use and Safety Tran, Tim; Austin Health, Pharmacy Department Taylor, Simone; Austin Health, Pharmacy Department Harvey, Penelope; Northern Health, Aged Care Belfrage, Mary; North East Valley Division of General Practice, Jennings, Rhonda; Northern Health, GP Liaison Marriott, Jennifer; Monash University, Centre for Medicine Use and Safety
Primary Subject Heading:	Geriatric medicine
Secondary Subject Heading:	Pharmacology and therapeutics, Communication, General practice / Family practice, Health services research
Keywords:	GERIATRIC MEDICINE, PRIMARY CARE, Quality in health care < HEALTH SERVICES ADMINISTRATION & MANAGEMENT

SCHOLARONE™
Manuscripts

TITLE PAGE

Title: Impact of a pharmacist-prepared interim residential care medication administration chart on gaps in continuity of medication management after discharge from hospital to residential care: a prospective pre- and post-intervention study (MedGap Study)

Authors:Rohan A Elliott,^{1,2}Tim Tran,¹Simone E Taylor,¹Penelope A Harvey,³Mary K Belfrage,^{4,a}Rhonda J Jennings,³Jennifer L Marriott,²

1. Pharmacy Department, Austin Health,
PO Box 5555, Heidelberg VIC 3084
Australia
2. Centre for Medicine Use and Safety,
Faculty of Pharmacy and Pharmaceutical Sciences, Monash University
381 Royal Pde, Parkville VIC 3052
Australia
3. Aged Care Services, Bundoora Extended Care Centre
1231 Plenty Rd, Bundoora VIC 3083
Australia
4. North East Valley Division of General Practice,
Heidelberg Repatriation Hospital,
Heidelberg West, VIC 3081
Australia

a. Dr Mary Belfrage no longer works for the North East Valley Division of General Practice. Her current appointment is: Medical Director, Victorian Aboriginal Health Service, Victorian Aboriginal Health Service, 186 Nicholson St, Fitzroy 3065 Australia

Corresponding author:

Rohan A Elliott

Pharmacy Department, Austin Health,

PO Box 5555, Heidelberg VIC 3084

Australia

Phone: +61 3 9496 2334

Fax: +61 3 9496 4260

Email: rohan.elliott@austin.org.au

Subject headings (MeSH):

Continuity of Patient Care, Medication Errors, Medication Systems, Patient Discharge,
Residential Facilities

Word counts:

Abstract: 295

Main text: 3590

ARTICLE SUMMARY

1) Article Focus

- Medication administration errors are common when patients are discharged from hospital to a residential care facility (RCF). In Australia a contributing factor is the need for the patient's primary care doctor to attend the RCF at short notice to write a medication administration chart; when the doctor cannot attend, doses may be missed or delayed and a locum doctor may be called to write a medication chart.
- The objective of this study was to test the impact of a hospital pharmacist-prepared interim residential care medication administration chart (IRCMAC) on medication administration errors and use of locum medical services after discharge from hospital.

2) Key Messages

- Provision of a hospital pharmacist-prepared IRCMAC resulted in significant reductions in missed or delayed medication doses and use of locum medical services after discharge from hospital.
- RCF staff reported that the IRCMAC improved continuity of care, and primary care doctors reported that it reduced pressure on them to attend RCFs at short notice.

3) Strengths and Limitations.

- This is the first study to evaluate the impact of a hospital-provided IRCMAC on medication errors or use of locum medical services. Strengths were that the two study groups were well matched in terms of demographics, ward-type, number of medications, and number of RCFs.
- The main limitations were the use of a pre- and post-intervention study design and data collection via RCF staff telephone interview. However quantitative data on medication errors and use of locum services were validated by strongly positive feedback from RCF staff and doctors and widespread uptake and ongoing use of the IRCMAC.

ABSTRACT

Objectives: To test the impact of a hospital pharmacist-prepared interim residential care medication administration chart (IRCMAC) on medication administration errors and use of locum medical services after discharge from hospital to residential care.

Design: Prospective pre- and post-intervention study.

Setting: One major acute care hospital and one subacute aged-care hospital; 128 residential care facilities (RCF) in Victoria, Australia.

Participants: 428 patients (median age 84 years, inter-quartile range 79-88) discharged to a RCF from an inpatient ward over two 12 week periods.

Intervention: Seven-day IRCMAC, auto-populated with patient and medication data from the hospitals' pharmacy dispensing software, completed and signed by a hospital pharmacist and sent with the patient to the RCF.

Primary and secondary outcome measures: Primary endpoints were the proportion of patients with one or more missed or significantly delayed (>50% of prescribed dose interval) medication doses, and the proportion of patients whose RCF medication chart was written by a locum doctor, in the 24 hours after discharge. Secondary endpoints included RCF staff and GPs' opinions about the IRCMAC.

Results: The number of patients who experienced one or more missed or delayed doses fell from 37/202 (18.3%) to 6/226 (2.7%) (difference in percentages 15.6%, 95%CI 9.5-21.9%, $p<0.001$). The number of patients whose RCF medication chart was written by a locum doctor fell from 66/202 (32.7%) to 25/226 (11.1%) (difference in percentages 21.6%, 95%CI 13.5-29.7%, $p<0.001$). For 189/226 (83.6%) discharges, RCF staff reported that the IRCMAC improved continuity of care; 31/35 (88.6%) GPs said the IRCMAC reduced the urgency for them to attend the RCF, and 35/35 (100%) said that IRCMACs should be provided for all patients discharged to a RCF.

1
2
3
4
5
6
7
8
9
10
11
12
13
14
15
16
17
18
19
20
21
22
23
24
25
26
27
28
29
30
31
32
33
34
35
36
37
38
39
40
41
42
43
44
45
46
47
48
49
50
51
52
53
54
55
56
57
58
59
60

Conclusions: A hospital pharmacist-prepared IRCMAC significantly reduced medication errors and use of locum medical services after discharge from hospital to residential care.

For peer review only

BMJ Open: first published as 10.1136/bmjopen-2012-000918 on 25 May 2012. Downloaded from <http://bmjopen.bmj.com/> on April 18, 2024 by guest. Protected by copyright.

MAIN TEXT

INTRODUCTION

Continuity of medication management is often compromised when patients are discharged from hospitals to residential care facilities (RCF) such as ‘nursing homes’ and ‘care homes’.[1-8] Missed, delayed or incorrect medication administration is common.

Patients discharged to RCFs have complex and intensive medication needs.[1] An Australian study reported that patients discharged to RCFs were prescribed an average of 11 medications, of which seven were new or had been modified during hospitalisation.[2] The median time between arrival at the RCF and the first scheduled medication dose was three hours, and ‘when required’ (*prn*) medications were sometimes needed sooner.[2]

In a study conducted in the USA, most patients transferred to a RCF had one or more medication doses missed; on average, 3.4 medications per patient were omitted or delayed for an average of 12.5 hours.[5] In another US study, medication discrepancies related to transfers to and from hospitals and RCFs resulted in adverse drug events in 20% patients.[7] In an analysis of medication incidents that resulted in patient harm in Canadian long-term care facilities, patient transfer was identified as a common factor.[8]

Australian studies report that up to 23% of patients experience delays or errors in medication administration after discharge from hospital to a RCF.[2, 3, 9] A key reason is difficulty accessing primary care doctors (general practitioners [GPs]) at short notice to write or update RCF medication charts.[2, 3, 10]

1
2
3 Delays in obtaining an up-to-date medication chart can range from a few hours up to several
4 days.[2, 10, 11] In the absence of an up-to-date medication chart, RCF staff may withhold
5 medications, administer them without a current medication chart, or revert to pre-
6 hospitalisation medication regimens.[2, 11] The clinical significance of delays or errors in
7 medication administration depends on the clinical status of the patient, the nature of the
8 medications involved and the length of the delay. In some cases no adverse event occurs.
9 However, delays in access to medications for symptom control (e.g. analgesics and
10 medications for terminal care) can adversely impact on quality of life, and delays or errors
11 with regularly scheduled medications (e.g. anti-epileptics and antibiotics) may have serious
12 consequences.[11] Unplanned hospital re-admissions have been reported as a result of failure
13 to receive prescribed medications after transfer to a RCF.[11] When the patient's GP is unable
14 to attend, a locum medical service may be called to write the RCF medication chart, however
15 this does not eliminate missed doses and errors, and it adds significantly to the cost of care.[2]

16
17
18
19
20
21
22
23
24
25
26
27
28
29
30
31
32
33
34 When GPs (or locums) write RCF medication charts, they often do not have access to
35 accurate discharge medication information.[2, 3, 9, 12] Medication changes made in hospital
36 are frequently not explained in medical discharge summaries, and discrepancies between
37 discharge summaries and discharge prescriptions occur in up to 80% of cases.[2, 9, 12-15]

38
39
40
41
42
43
44
45 Some Australian hospitals have attempted to improve continuity of medication management
46 by providing 5- or 7-day interim residential care medication administration charts
47 (IRCMACs) on discharge. These charts enable medications to be safely administered upon
48 arrival at the RCF, without the need for urgent GP or locum attendance. They enable the GP
49 to attend the RCF and review the patient at a clinically appropriate time, a few days after
50 discharge, rather than on the day of hospital discharge., Use of IRCMACs is not widespread,
51
52
53
54
55
56
57
58
59
60

1
2
3 and where they have been used there has been no evaluation of their impact on medication
4 administration or use of locum medical services. Most Australian hospitals do not use
5 electronic prescribing systems and, based on anecdotal experience, expecting hospital doctors
6 to prepare handwritten interim medication charts at the point of discharge is neither a reliable,
7 safe nor sustainable method for providing IRCMACs. This is because it relies on hospital
8 doctors remembering to write the chart, it introduces risk of discrepancies between the
9 IRCMAC and the discharge prescription(s), and it adds to hospital doctors' workload.
10
11
12
13
14
15
16
17
18
19

20 For this study, a novel method for preparing IRCMACs was developed. IRCMACs were
21 generated via hospital pharmacy dispensing software during the processing of discharge
22 prescriptions, with auto-population of the chart with patient, prescriber and medication data
23 (name, strength and directions). This occurred after the discharge prescription had been
24 reviewed by a pharmacist (including reconciliation with pre-admission medications and
25 inpatient medication charts) and errors corrected. This method was chosen to avoid the need
26 for manual transcription, minimise additional workload, and ensure the IRCMAC and
27 discharge medications were concordant. An additional novel aspect, designed to address gaps
28 in provision of discharge medication information, was inclusion of the 'change status' for
29 each medication (unchanged, new, or dose-changed, with date and reason for change if known
30 to the pharmacist), a list of medications ceased (with the date and reason, if known), and time
31 of last dose given in hospital for each medication. These details were manually added by the
32 pharmacist.
33
34
35
36
37
38
39
40
41
42
43
44
45
46
47
48
49
50

51 The aim of this study was to evaluate the impact of the hospital pharmacist-prepared
52 IRCMAC on continuity of medication administration and use of locum medical services
53 following discharge to RCFs.
54
55
56
57
58
59
60

METHODS

A prospective pre- and post-intervention study was undertaken at a 400-bed acute care hospital and an 80-bed subacute aged care (geriatric assessment and rehabilitation) hospital within a major metropolitan public health service in Melbourne, Australia over two 12-week periods (January-April and September-November 2009). A detailed analysis of the baseline (pre-intervention) data has been previously published;^[2] this paper compares post-implementation data with that baseline data. The study was approved by the Austin Health and Monash University Human Research Ethics Committees.

Patients were eligible for inclusion if they were discharged to a RCF following an overnight stay on an inpatient ward. Exclusion criteria were: discharge under the Transition Care Program (a hospital managed short-term residential care program) or returning to an RCF with no medication changes made in hospital.

During the pre-intervention (control) period, no IRCMAC was provided. The hospitals' discharge policy included provision of at least seven days supply of all prescribed medications for patients discharged to a new RCF, or new and changed medications for patients returning to a RCF, dispensed in original packaging. A photocopy of the discharge prescription(s) was provided in the bag of medications.

During the post-intervention period, a 7-day IRCMAC was prepared by a hospital pharmacist. The IRCMAC and a photocopy of the discharge prescription(s) were placed in a transparent red plastic sleeve along with instructions for using the IRCMAC. The red sleeve was placed in a clear plastic bag with the discharge medications and transported with the patient. The

1
2
3 pharmacist telephoned the RCF prior to discharge to notify them that an IRCMAC would be
4
5 provided. No other discharge procedures were changed.
6
7

8
9
10 Prior to implementation of the IRCMAC, stake-holders including hospital and RCF staff, GPs
11 and regulatory, professional and accreditation organisations were consulted (Appendix). They
12 provided input into the design of the IRCMAC and procedures for its preparation and use. All
13 pharmacists involved in hospital discharge management received training in IRCMAC
14 preparation. A standard operating procedure for use of the IRCMAC at RCFs was mailed to
15 all RCFs that accepted patients from the health service during the pre-intervention study
16 period.
17
18
19
20
21
22
23

24 25 26 27 **Data collection**

28
29 Data collection methods have been described in detail previously.[2] Briefly, a structured
30 telephone interview was conducted with a RCF staff member responsible for managing the
31 patient's medications using a pre-piloted questionnaire. Interviews were conducted
32 approximately 24 hours after discharge. In the post-intervention period, for logistical reasons,
33 interviews were not conducted on weekends, therefore interviews for Friday and Saturday
34 discharges occurred 48-72 hours after discharge. Data collected included: time of arrival at
35 the RCF, whether the RCF medication chart had been written/updated in time for the first
36 dose of regularly scheduled medication, who wrote/updated the chart (if written), whether any
37 doses had been missed or delayed since the resident arrived (and if so, the medication name
38 and length of delay). In the post-intervention period, additional questions were asked,
39 including: whether an IRCMAC was received, whether it was used to record medication
40 administration, and whether the RCF staff member felt that the IRCMAC improved the
41 medication transfer process. Also in the post-intervention period, a second structured
42
43
44
45
46
47
48
49
50
51
52
53
54
55
56
57
58
59
60

1
2
3 telephone interview was performed on day 8 post-discharge if the patient had not had their
4 RCF medication chart written/updated at the time of the initial interview (to determine who
5 wrote/updated the RCF medication chart, and whether the IRCMAC avoided or merely
6 delayed locum doctor attendance).
7
8
9

10
11
12
13
14 To assess GP satisfaction with the IRCMAC, a 4 item questionnaire was mailed to the GPs of
15 patients who had been provided with an IRCMAC during the last 4 weeks of the post-
16 intervention period, along with a pre-addressed reply-paid envelope. There was no follow-up
17 of non-responders.
18
19
20
21

22
23
24
25 Primary endpoints were the proportion of patients who experienced one or more missed or
26 significantly delayed medication doses, and the proportion of patients whose RCF medication
27 chart was written/updated by a locum doctor, in the 24 hours after discharge. Missed or
28 significantly delayed doses were defined as: regularly scheduled medication dose completely
29 omitted; regularly scheduled medication dose delayed by more than 50% of the prescribed
30 dose-interval; or 'when required' (*prn*) medication delayed by any length of time if it was
31 required by the patient.
32
33
34
35
36
37
38
39
40

41
42
43 Secondary endpoints were the proportion of patients for whom a 'workaround' was used by
44 RCF staff to avoid a delayed or missed dose when an updated medication chart was not
45 available, and RCF staff and GP satisfaction. A 'workaround' was defined as any action taken
46 by RCF staff that was not usual practice for medication administration at the RCF (eg. using a
47 copy of a hospital inpatient medication chart or administering medications without a
48 medication chart).
49
50
51
52
53
54
55
56
57
58
59
60

1
2
3 The minimum sample size required was 112 patients per group, based on a predicted
4 reduction in the incidence of missed or delayed doses from 25% to 10% (power 80%, level of
5 significance 0.05, 2-sided). Statistical analysis was performed using SPSS Version 19.0 (IBM
6 SPSS Statistics, USA). The chi square test was used to compare categorical data, and Mann-
7 Whitney U for all other (non-parametric) data.
8
9
10
11
12

13 14 15 16 **RESULTS**

17
18 Of 593 patients discharged to a RCF, 428 met the inclusion criteria and had a post-discharge
19 RCF staff interview completed (Figure 1).
20
21
22

23
24 There were no significant differences between the pre- and post-intervention groups in terms
25 of age, gender, length of hospital stay, number of medications, level of residential care, or
26 time from discharge to first scheduled dose (Table 1). The distribution of patients across
27 RCFs was similar in the two study periods, with a median of two patients discharged to each
28 RCF in both periods (Figure 1).
29
30
31
32
33
34
35

36
37 In the pre-intervention period, 75 medications for 37 (18.3%) patients had one or more doses
38 missed or significantly delayed within 24 hours of discharge from hospital. Following
39 implementation of the IRCMAC, 9 medications for 6 (2.7%) patients were missed or delayed
40 (difference in percentages 15.6%, 95% CI 9.5-21.9%, $p < 0.001$). Missed doses accounted for
41 most medication administration errors: 70 (93%) pre-intervention and 9 (100%) post-
42 intervention.
43
44
45
46
47
48
49
50

51
52 The number of RCF medication charts written or updated by a locum medical service within
53 24 hours of discharge declined following implementation of the IRCMAC, from 66 (32.7%)
54
55
56
57
58
59
60

1
2
3 to 25 (11.1%) (difference in percentages 21.6%, 95% CI 13.5-29.7%, $p < 0.001$). Day 8
4
5 telephone interviews identified only 1 additional patient whose RCF medication chart was
6
7 subsequently written/updated by a locum medical service.
8
9

10
11 One hundred and seventy-five (77.4%) patients in the post-intervention period did not have
12
13 their RCF long-term medication chart written/updated by a GP or locum service in time for
14
15 their first scheduled medication dose. In 147 (84%) of these cases, the RCF received and used
16
17 the IRCMAC, 20 (11%) received but did not use the IRCMAC, and 8 (5%) did not receive the
18
19 IRCMAC. The number of patients for whom a 'workaround' was used to avoid a missed or
20
21 delayed dose fell following implementation of the IRCMAC, from 90 (44.6%) to 22 (9.7%) (p
22
23 < 0.001).
24
25
26
27
28

29
30 For 189 (83.6%) discharges, the interviewed RCF staff member reported that the IRCMAC
31
32 improved continuity of medication management, and in 139 (61.5%) cases the information
33
34 about medication changes was useful. Questionnaires were sent to 84 GPs. Four were
35
36 returned as the GP was no longer managing the resident's care, and 35 were completed
37
38 (response rate 43.8%). Thirty-one (88.6%) GPs reported that provision of an IRCMAC reduced
39
40 urgency to attend the RCF after patients were discharge from hospital, 35 (100%) said they were
41
42 comfortable with a hospital-provided IRCMAC being used at the RCF for up to 7 days until they
43
44 reviewed the patient, 34 (97.1%) reported that 'Change status' and 'Medications ceased' sections on
45
46 the IRCMAC were helpful, and 35 (100%) agreed that provision of an IRCMAC should be standard
47
48 practice for all patients discharged from hospital to a RCF. Examples of comments from RCF staff
49
50 and GPs are provided in Table 2, categorised by theme.
51
52
53
54

55 **DISCUSSION**

56
57
58
59
60

1
2
3 This is the first study to evaluate a hospital-provided IRCMAC for patients discharged to
4 residential care. It demonstrated that a 7-day IRCMAC prepared by hospital pharmacists
5 (linked with review and processing of discharge prescriptions) improved continuity of
6 medication administration, reduced pressure on the GP workforce, and reduced the need for
7 locum medical services to write RCF medication charts. It also led to a reduction in
8 potentially unsafe medication administration 'workarounds' used by RCF staff.
9
10
11
12
13
14
15
16
17

18 Clinical outcomes were not assessed, but case reports and anecdotal evidence indicate that
19 'workarounds' and missed doses sometimes result in adverse outcomes.[7, 8, 11, 16] Of the
20 75 missed and delayed medications in the pre-intervention period, a moderate or high risk of
21 adverse outcome was considered by a multidisciplinary expert panel to be likely in 49
22 (65.3%) cases.[2]
23
24
25
26
27
28
29
30
31

32 Reduced reliance on locum doctors to write medication charts after hospital discharge also
33 has potential to improve patient safety, because the locum would be unfamiliar with the
34 patient and may not be the most appropriate person to write the long-term care medication
35 chart (which may be used for up to 6 months). The IRCMAC enabled GPs to review their
36 patients (and write long-term care medication charts) at a clinically appropriate time, a few
37 days after discharge, rather than on the day of hospital discharge (when the patient should not
38 require a clinical review).
39
40
41
42
43
44
45
46
47
48

49 The duration of the IRCMAC was limited to 7 days to ensure that post-discharge medical
50 review could not be excessively delayed, whilst also providing flexibility for GPs in the
51 scheduling of their visit to the RCF (during stakeholder consultation some GPs reported that
52 they usually attend the RCF for routine patient care activities on a set day each week). If the
53
54
55
56
57
58
59
60

1
2
3 patient is stable and the GP's usual day of attendance is 7 days away, a 7 day chart avoids the
4
5 need for the GP to make an extra visit, and/or the need for locum attendance. If the patient is
6
7 clinically unstable the GP can attend sooner.
8
9

10
11 We did not assess whether there was a change in the time from hospital discharge to first GP
12
13 visit. Anecdotally we noted that the chart was usually used for less than 7 days. Whilst there
14
15 is a potential risk that the IRCMAC may delay GP review of an unstable patient, the risk may
16
17 be smaller with the IRCMAC than without the IRCMAC. This is because without the
18
19 IRCMAC a locum medical service is often called to write a long-term care medication chart
20
21 on the day of discharge,[2] and this chart will last for up to 6 months; therefore the patient's
22
23 GP can delay their attendance for much longer than 7 days.
24
25
26
27
28

29
30 Another benefit of reducing reliance on locum medical services is that it reduces healthcare
31
32 costs. If the results of this study were replicated across all hospitals in Australia (based on
33
34 2001-2 discharge data,[17] and the minimum Medicare Australia locum medical consultation
35
36 rebate in 2010 [126 Australian dollars]), savings to the Australian Government in excess of
37
38 AUD2.1 million annually could be realised. Avoidance of adverse medication events may
39
40 lead to further cost-savings. The IRCMAC could also lead to efficiency gains within the RCF
41
42 and GP workforce; telephone interviews and satisfaction surveys suggested that the IRCMAC
43
44 resulted in considerable (though unquantified) time savings for RCF staff and GPs.
45
46 Countering these savings would be costs incurred by hospitals to deliver the IRCMAC, but in
47
48 our experience these are significantly less than the likely savings (approximately 10
49
50 Australian dollars per IRCMAC for labour and consumables, excluding software and set-up
51
52 costs, in a setting in which pharmacists were already conducting admission and discharge
53
54 medication reconciliation and entering discharge medication data into dispensing software;
55
56
57
58
59
60

1
2
3 greater labour costs for IRCMAC provision would be incurred if these tasks needed to be
4
5 introduced).

6
7
8
9
10 Although RCF medication charts are traditionally written by medical practitioners, the
11
12 IRCMAC used in this study was able to be legally prepared and signed by the pharmacist
13
14 because in the RCF setting the chart was an administration record, not a prescription, and
15
16 therefore did not need the signature of a medical practitioner. Preparing the IRCMAC in this
17
18 way provided a number of advantages. It ensured that IRCMAC production occurred after the
19
20 discharge prescription had been reviewed and reconciled by a pharmacist, and errors
21
22 corrected, and it enabled auto-population of the chart from the pharmacy dispensing software.
23
24 This ensured a high level of concordance between the IRCMAC and the discharge
25
26 prescription. An audit of a random selection of 76 IRCMACs prepared during this study
27
28 revealed a medication discrepancy rate of 9/870 (1.0%).^[18] Although there are no studies
29
30 that have assessed accuracy of hand-written IRCMACs, medication transcription error rates
31
32 on hand-written inpatient orders and discharge summaries range from 12% to 56%.<sup>[14, 19-
33
34
35
36
37
38
39
40
41
42
43
44
45
46
47
48
49
50
51
52
53
54
55
56
57
58
59
60</sup> 21]

For 11% of patients the RCF received an IRCMAC but did not use it. In some cases this was
because a doctor attended in time to write a new RCF medication chart. In other cases it was
because the RCF had a policy requiring all admissions to be reviewed/admitted by a medical
practitioner or stating that all medication administration charts must be written by a medical
practitioner. Sometimes RCF staff did not use the chart because they were unfamiliar with it
(Table 2).

1
2
3 In our study, the hospital supplied medications on discharge along with the IRCMAC. In
4 settings in which the hospital does not supply discharge medications the IRCMAC may be
5 less effective, but would still be expected to provide some benefits. It may reduce pressure on
6 the GP workforce and use of locum medical services. And because the IRCMAC provides
7 RCF staff with clarity as to what the intended discharge regimen is, if pre-admission
8 medications are available at the RCF, with an IRCMAC they can be given correctly, without
9 delay. For new or changed medications, whether the IRCMAC would be effective will depend
10 on how the medications are supplied - if delays in medication supply and/or delivery occur
11 then missed doses may still occur until the medications become available, but if the
12 medications are supplied on time (within 1 to 6 hours of discharge) the IRCMAC could
13 facilitate timely and accurate administration.
14
15
16
17
18
19
20
21
22
23
24
25
26
27
28

29 There were some limitations with our study methodology. Data on missed and delayed doses
30 was obtained by telephone interview, introducing risk of under-reporting and recall bias.
31 However, as described elsewhere,[2] we piloted several methods of data collection, and
32 telephone interview 24 hours after discharge was judged to be the most reliable and practical.
33 Any under-reporting and recall bias is likely to have been similar during the pre- and post-
34 intervention periods. Whilst transfer-related medication administration errors may continue
35 for several days after discharge,[4, 9] our methodology did not enable us to assess what
36 proportion of errors persisted beyond 24 hours after discharge. Use of a pre- and post-
37 intervention study design meant that the interviewer could not be blinded to group allocation,
38 and that factors other than the IRCMAC could have contributed to the reduction in medication
39 administration errors and locum medical service attendances over time. However the strongly
40 positive feedback from GPs and RCF staff regarding the impact of the IRCMAC suggests that
41 it was the primary cause of observed improvements, and because the problems addressed by
42
43
44
45
46
47
48
49
50
51
52
53
54
55
56
57
58
59
60

1
2
3 the IRCMAC have been long-standing, it is unlikely that over the space of a few months they
4
5 would decline significantly without specific intervention. Furthermore, the participating
6
7 hospitals have continued to provide IRCMACs since this study finished, and (unsolicited)
8
9 positive feedback continues to be received. Several RCFs have indicated that they are now
10
11 happy to accept patients on weekends or after hours, provided they receive the IRCMAC,
12
13 whereas previously they would not. A major locum medication service in the area has
14
15 indicated that since the IRCMAC was introduced they infrequently receive calls to write
16
17 medication charts following hospital discharge. Data was collected from RCFs within
18
19 approximately 24 hours for all discharges in the pre-intervention period, but up to 48-72 hours
20
21 in the post-intervention period for Friday and Saturday discharges (24 hours for all others). It
22
23 is possible that the longer time between discharge and interview in the post-intervention
24
25 period may have increased the risk of recall bias. However Saturday discharges were rare
26
27 (5/226), and it was our experience that delaying interviews for Friday discharges until
28
29 Monday was advantageous, because the interview was more likely to involve a RCF staff
30
31 member who was present on Friday, when the patient arrived. Therefore, this minor
32
33 difference in methodology was unlikely to have resulted in under-estimation of error
34
35 prevalence.
36
37
38
39
40
41
42

43 In conclusion, implementation of a hospital pharmacist-prepared IRCMAC led to significant
44
45 improvements in continuity of medication administration and reduced reliance on locum
46
47 medical services to write medication charts after discharge from hospital to RCFs. As a result
48
49 of this study, hospital pharmacist-prepared IRCMACs have been implemented in several
50
51 Australian hospitals, and a national IRCMAC and guidelines addressing continuity of
52
53 medication management on transfer from hospital to RCF are planned. Although health
54
55 systems vary between countries, problems with continuity of medication management on
56
57
58
59
60

1
2
3
4
5
6
7
8
9
10
11
12
13
14
15
16
17
18
19
20
21
22
23
24
25
26
27
28
29
30
31
32
33
34
35
36
37
38
39
40
41
42
43
44
45
46
47
48
49
50
51
52
53
54
55
56
57
58
59
60

discharge from hospital to residential care have been reported internationally,[2, 5, 8] so the findings of this study may be widely applicable.

For peer review only

BMJ Open: first published as 10.1136/bmjopen-2012-000918 on 25 May 2012. Downloaded from <http://bmjopen.bmj.com/> on April 18, 2024 by guest. Protected by copyright.

Table 1. Patient demographics

	Pre- intervention n = 202	Post- intervention n = 226	p-value
Age (years) [median (IQR)]	84 (79-88)	84 (79-88)	0.73
Gender [number (%) female]	119 (58.9)	142 (62.8)	0.43
Length of stay in hospital (days) [median (IQR)]	11.5 (6.0-33)	11.0 (5.8-33)	0.63
Number of medications prescribed on discharge from hospital [median (IQR)]			
Regular	9.0 (6.5-12)	9.0 (7.0-12)	0.41
When required (<i>prn</i>)	1.0 (0-2.0)	1.0 (0-2.0)	0.15
Total	11.0 (7.0-13.5)	10.0 (8.0-14)	0.60
New admission to RCF [Number (%)]	76 (37.6)	79 (35.0)	0.62
Level of care at RCF [Number (%)]			
High*	97 (48.0)	126 (55.7)	0.21
Low†	92 (45.5)	89 (39.4)	
Other‡	13 (6.4)	11 (4.9)	
Time between arrival at RCF and first scheduled dose due [median (IQR), minutes]	180 (60-360)	180 (60-330)	0.17

RCF: Residential care facility

* Australian Government-approved and subsidised residential aged care place for a person who needs a high level of assistance with activities of daily living and 24-hour nursing care.

† Australian Government-approved and subsidised residential aged care place for a person who needs a lower level of personal and nursing care.

‡ Residential care facility providing non-government subsidised personal and/or nursing care (e.g. Supported Residential Service).

Table 2. Examples of comments from residential care staff and general practitioners about the interim residential care medication administration chart (IRCMAC)

Theme	Comments
Reduction in need for urgent medical practitioner attendance	<p>“Avoided us needing to call locum” [Nurse]</p> <p>“Beautiful, perfect, gives time to organise doctor” [Nurse]</p> <p>“So good. Saves getting locum, saves getting a phone order” [Nurse]</p> <p>“Very good, can’t get doctor always. Could accept patients (from hospital) later now. Normally only before 1pm” [Nurse Manager]</p> <p>“This is a great help in arranging an easy move from hospital to residential care facility and helps take the pressure off the first few days – thank you” [GP]</p>
Clarity of information	<p>“Brilliant, able to read, very easy to read” [Nurse]</p> <p>”The typed nature of these charts helps a lot – some hand written discharge medication lists in the past have been illegible” [GP]</p>
Usefulness of information	<p>“Change status alerted nurse of new medications” [Nurse]</p> <p>“Did not need to check when last dose was given” [Nurse]</p>
Reduction in medication administration errors	<p>“Wouldn’t have been able to administer medications (without it)” [Nurse]</p> <p>“...Usually cannot administer from script so this allowed for signing” [Nurse]</p>
Lack of familiarity with IRCMAC (RCF staff who received but didn’t use the IRCMAC)	<p>“... didn’t realise it could be used til the day after” [Nurse]</p> <p>“Unfamiliar with the chart though fantastic idea” [Nurse]</p> <p>“Would have been helpful if staff familiar” [Nurse]</p>
Other	<p>“Interim chart is very useful. Would be useful if done for every patient discharged to residential facilities on a regular basis”</p>

[GP]

“(I) think this is the best idea ever” [GP]

GP = General practitioner

IRCMAC = Interim Residential Care Medication Administration Chart

For peer review only

1
2
3 **APPENDIX. Stakeholders consulted during development of the interim residential care**
4
5 **medication administration chart**
6
7
8

9 Australian government and professional bodies:

- 10
11
 - 12 • Aged Care Standards & Accreditation Agency
 - 13 • Australian Nursing Federation
 - 14 • North East Valley Division of General Practice
 - 15 • Northern Division of General Practice
 - 16 • Nurses Board of Victoria
 - 17 • Pharmacy Board of Australia
 - 18 • Victorian Department of Health – Aged Care Branch
 - 19 • Victorian Department of Health – Ambulatory & Continuing Care Programs Branch
 - 20 • Victorian Department of Health – Drugs and Poisons Unit
 - 21 • Victorian Department of Health – Quality Use of Medicines Program

22
23
24
25
26
27
28

29 Individual health professionals and aged care staff:

- 30
31
 - 32 • Community pharmacists (n = 4)
 - 33 • Hospital pharmacists (n = 6)
 - 34 • Hospital doctors (n = 3)
 - 35 • Hospital aged care liaison nurse (n = 1)
 - 36 • RCF staff (directors of nursing, care coordinators,
37 division 1 & 2 registered nurses, personal care assistants) (n = 34)
 - 38 • General practitioners (n = 6)

39
40
41
42
43
44
45
46
47
48
49
50
51
52
53
54
55
56
57
58
59
60

ACKNOWLEDGMENTS:

This study was funded by the JO & JR Wicking Trust. The authors acknowledge the assistance of the following people in the conduct of the study: Clare Chiminello (North East Valley Division of General Practice), Kent Garrett (Austin Health), Stephen Cheung (Austin Health), Liam Carter (Northern Health), Marion Cincotta (Northern Health), the hospital pharmacists who assisted with implementation of the interim residential care medication administration chart, and residential care facility staff who participated in telephone interviews.

COMPETING INTERESTS:

None

FUNDING SOURCE:

JO & JR Wicking Trust

(The JO & JR Wicking Trust had no role in the design, methods, subject recruitment, data collection, data analysis or preparation of paper.)

REFERENCES

1. Coleman EA. Falling through the cracks: challenges and opportunities for improving transitional care for persons with continuous complex care needs. *J Am Geriatr Soc* 2003;51:549-555.
2. Elliott RA, Tran T, Taylor SE, et al. Gaps in continuity of medication management during the transition from hospital to residential care: an observational study (MedGap Study). *Australas J Ageing* Published online 16 Feb 2012; DOI: 10.1111/j.1741-6612.2011.00586.x .
3. Pierce D, Fraser G. An investigation of medication information transfer and application in aged care facilities in an Australian rural setting. *Rural and Remote Health* 2009;9:1090 (Online). Url: http://www.rrh.org.au/publishedarticles/article_print_1090.pdf (accessed 21 December, 2011).
4. McDonald T. For their sake: Can we improve the quality and safety of resident transfers from acute hospitals to residential aged care? Australian Catholic University; 2007. Available at: [http://www.aaa.com.au/files//generalpapers/for their sake oct 07 final.pdf](http://www.aaa.com.au/files//generalpapers/for%20their%20sake%20oct%2007%20final.pdf) Accessed 8 December, 2011
5. Ward KT, Bates-Jensen B, Eslami MS, et al. Addressing delays in medication administration for patients transferred from the hospital to the nursing home: A pilot quality improvement project. *Am J Geriatr Pharmacother* 2008;6:205-211.
6. Tjia J, Bonner A, Briesacher BA, et al. Medication discrepancies upon hospital to skilled nursing facility transitions. *J Gen Intern Med* 2009;24:630-635.

- 1
2
3 7. Boockvar K, Fishman E, Kyriacou CK, et al. Adverse events due to discontinuations
4 in drug use and dose changes in patients transferred between acute and long-term care
5 facilities. *Arch Intern Med* 2004;164:545-550.
6
7
- 8
9 8. Institute for Safe Medication Practices Canada. Medication incidents occurring in
10 long-term care. ISMP Canada Safety Bulletin. Vol 10: Institute for Safe Medication
11 Practices Canada (ISMP Canada) 2010:1-3. Available at: [http://www.ismp-](http://www.ismp-canada.org/download/safetyBulletins/ISMPCSB2010-09-MedIncidentsLTC.pdf)
12 [canada.org/download/safetyBulletins/ISMPCSB2010-09-MedIncidentsLTC.pdf](http://www.ismp-canada.org/download/safetyBulletins/ISMPCSB2010-09-MedIncidentsLTC.pdf)
13
14 Accessed 8 December, 2011.
15
16
- 17
18 9. Crotty M, Rowett D, Spurling L, et al. Does the addition of a pharmacist transition
19 coordinator improve evidence-based medication management and health outcomes in
20 older adults moving from the hospital to a long-term care facility? Results of a
21 randomized, controlled trial. *Am J Geriatr Pharmacother* 2004;2:257-264.
22
23
- 24
25 10. Tran T, Taylor S, Chu M, et al. Complexities of patient transfer from hospital to aged
26 care homes: far from achieving a smooth continuum of care [abstract]. Proceedings of
27 the Society of Hospital Pharmacists of Australia Federal Conference 2007; Sydney.
28 p63.
29
- 30
31 11. Elliott RA, Taylor SE, Harvey PA, et al. Unplanned medication-related hospital
32 readmission following transfer to a residential care facility. *Journal of Pharmacy*
33 *Practice and Research* 2009;39:216-218.
34
35
- 36
37 12. Kripalani S, LeFevre F, Phillips CO, et al. Deficits in communication and information
38 transfer between hospital-based and primary care physicians. *JAMA* 2007;297:831-
39 841.
40
41
- 42
43 13. Witherington EMA, Pirzada OM, Avery AJ. Communication gaps and readmissions to
44 hospital for patients aged 75 years and older: observational study. *Qual Saf Health*
45 *Care* 2008;17:71-75.
46
47
48
49
50
51
52
53
54
55
56
57
58
59
60

- 1
2
3
4
5
6
7
8
9
10
11
12
13
14
15
16
17
18
19
20
21
22
23
24
25
26
27
28
29
30
31
32
33
34
35
36
37
38
39
40
41
42
43
44
45
46
47
48
49
50
51
52
53
54
55
56
57
58
59
60
14. Callen J, McIntosh J, Li J. Accuracy of medication documentation in hospital discharge summaries: A retrospective analysis of medication transcription errors in manual and electronic discharge summaries. *Int J Med Informatics* 2010;79:58-64.
15. Wilson S, Ruscoe W, Chapman M, Miller R. General practitioner-hospital communications: A review of discharge summaries. *J Qual Clin Pract* 2001;21:104-108.
16. Boockvar KS, Liu S, Goldstein N, et al. Prescribing discrepancies likely to cause adverse drug events after patient transfer. *Qual Safety Health Care* 2009;18:32-36.
17. Karmel R, Gibson D, Lloyd J, Anderson P. Transitions from hospital to residential aged care in Australia. *Australas J Ageing* 2009;28:198-205.
18. Tran T, Elliott RA, Taylor S, Garrett K. Development and evaluation of an interim residential care medication administration chart prepared by hospital pharmacists. *Journal of Pharmacy Practice and Research (in press)*.
19. van Doormaal JE, van den Bemt PMLA, Mol PGM, et al. Medication errors: the impact of prescribing and transcribing errors on preventable harm in hospitalised patients. *Qual Saf Health Care* 2009;18:22-27.
20. Fahimi F, Nazari MA, Abrishami R, et al. Transcription Errors Observed in a Teaching Hospital. *Arch Iranian Med* 2009;12:173-175.
21. Lisby M, Nielsen LP, Mainz J. Errors in the medication process: frequency, type, and potential clinical consequences. *Int J Qual Health Care* 2005;17:15-22.

TITLE PAGE

Title: Impact of a pharmacist-prepared interim residential care medication administration chart on [gaps in](#) continuity of medication management after discharge from hospital to residential care: a prospective pre- and post-intervention study (MedGap Study)

Authors:Rohan A Elliott,^{1,2}Tim Tran,¹Simone E Taylor,¹Penelope A Harvey,³Mary K Belfrage,^{4,a}Rhonda J Jennings,³Jennifer L Marriott,²

1. Pharmacy Department, Austin Health,
PO Box 5555, Heidelberg VIC 3084
Australia
2. Centre for Medicine Use and Safety,
Faculty of Pharmacy and Pharmaceutical Sciences, Monash University
381 Royal Pde, Parkville VIC 3052
Australia
3. Aged Care Services, Bundoora Extended Care Centre
1231 Plenty Rd, Bundoora VIC 3083
Australia
4. North East Valley Division of General Practice,
Heidelberg Repatriation Hospital,
Heidelberg West, VIC 3081
Australia

-
- a. Dr Mary Belfrage no longer works for the North East Valley Division of General Practice. Her current appointment is: Medical Director, Victorian Aboriginal Health Service, Victorian Aboriginal Health Service, 186 Nicholson St, Fitzroy 3065 Australia

Corresponding author:

Rohan A Elliott

Pharmacy Department, Austin Health,

PO Box 5555, Heidelberg VIC 3084

Australia

Phone: +61 3 9496 2334

Fax: +61 3 9496 4260

Email: rohan.elliott@austin.org.au

Subject headings (MeSH):

Continuity of Patient Care, Medication Errors, Medication Systems, Patient Discharge,
Residential Facilities

Word counts:

Abstract: 295

Main text: [29703590](#)

ARTICLE SUMMARY

1) Article Focus

- Medication administration errors are common when patients are discharged from hospital to a residential care facility (RCF). In Australia a contributing factor is the need for the patient's primary care doctor to attend the RCF at short notice to write a medication administration chart; when the doctor cannot attend, doses may be missed or delayed and a locum doctor may be called to write a medication chart.
- The objective of this study was to test the impact of a hospital pharmacist-prepared interim residential care medication administration chart (IRCMAC) on medication administration errors and use of locum medical services after discharge from hospital.

2) Key Messages

- Provision of a hospital pharmacist-prepared IRCMAC resulted in significant reductions in missed or delayed medication doses and use of locum medical services after discharge from hospital.
- RCF staff reported that the IRCMAC improved continuity of care, and primary care doctors reported that it reduced pressure on them to attend RCFs at short notice.

3) Strengths and Limitations.

- This is the first study to evaluate the impact of a hospital-provided IRCMAC on medication errors or use of locum medical services. Strengths were that the two study groups were well matched in terms of demographics, ward-type, number of medications, and number of RCFs.
- The main limitations were the use of a pre- and post-intervention study design and data collection via RCF staff telephone interview. However quantitative data on medication errors and use of locum services were validated by strongly positive feedback from RCF staff and doctors and widespread uptake and ongoing use of the IRCMAC.

ABSTRACT

Objectives: To test the impact of a hospital pharmacist-prepared interim residential care medication administration chart (IRCMAC) on medication administration errors and use of locum medical services after discharge from hospital to residential care.

Design: Prospective pre- and post-intervention study.

Setting: One major acute care hospital and one subacute aged-care hospital; 128 residential care facilities (RCF) in Victoria, Australia.

Participants: 428 patients (median age 84 years, inter-quartile range 79-88) discharged to a RCF from an inpatient ward over two 12 week periods.

Intervention: Seven-day IRCMAC, auto-populated with patient and medication data from the hospitals' pharmacy dispensing software, completed and signed by a hospital pharmacist and sent with the patient to the RCF.

Primary and secondary outcome measures: Primary endpoints were the proportion of patients with one or more missed or significantly delayed (>50% of prescribed dose interval) medication doses, and the proportion of patients whose RCF medication chart was written by a locum doctor, in the 24 hours after discharge. Secondary endpoints included RCF staff and GPs' opinions about the IRCMAC.

Results: The number of patients who experienced one or more missed or delayed doses fell from 37/202 (18.3%) to 6/226 (2.7%) (difference in percentages 15.6%, 95%CI 9.5-21.9%, $p<0.001$). The number of patients whose RCF medication chart was written by a locum doctor fell from 66/202 (32.7%) to 25/226 (11.1%) (difference in percentages 21.6%, 95%CI 13.5-29.7%, $p<0.001$). For 189/226 (83.6%) discharges, RCF staff reported that the IRCMAC improved continuity of care; 31/35 (88.6%) GPs said the IRCMAC reduced the urgency for them to attend the RCF, and 35/35 (100%) said that IRCMACs should be provided for all patients discharged to a RCF.

1
2
3 **Conclusions:** A hospital pharmacist-prepared IRCMAC significantly reduced medication
4 errors and use of locum medical services after discharge from hospital to residential care.
5
6
7
8
9
10
11
12
13
14
15
16
17
18
19
20
21
22
23
24
25
26
27
28
29
30
31
32
33
34
35
36
37
38
39
40
41
42
43
44
45
46
47
48
49
50
51
52
53
54
55
56
57
58
59
60

For peer review only

MAIN TEXT

INTRODUCTION

Continuity of medication management is often compromised when patients are discharged from hospitals to residential care facilities (RCF) such as ‘nursing homes’ and ‘care homes’.[1-8] Missed, delayed or incorrect medication administration is common.

Patients discharged to RCFs have complex and intensive medication needs.[1] An Australian study reported that patients discharged to RCFs were prescribed an average of 11 medications, of which seven were new or had been modified during hospitalisation.[2] The median time between arrival at the RCF and the first scheduled medication dose was three hours, and ‘when required’ (*prn*) medications were sometimes needed sooner.[2]

In a study conducted in the USA, most patients transferred to a RCF had one or more medication doses missed; on average, 3.4 medications per patient were omitted or delayed for an average of 12.5 hours.[5] In another US study, medication discrepancies related to transfers to and from hospitals and RCFs resulted in adverse drug events in 20% patients.[7] In an analysis of medication incidents that resulted in patient harm in Canadian long-term care facilities, patient transfer was identified as a common factor.[8]

Australian studies report that up to 23% of patients experience delays or errors in medication administration after discharge from hospital to a RCF.[2, 3, 9] A key reason is difficulty accessing primary care doctors (general practitioners [GPs]) at short notice to write or update RCF medication charts.[2, 3, 10]

1
2
3 Delays in obtaining an up-to-date medication chart can range from a few hours up to several
4 days.[2, 10, 11] In the absence of an up-to-date medication chart, RCF staff may withhold
5 medications, administer them without a current medication chart, or revert to pre-
6 hospitalisation medication regimens.[2, 11] The clinical significance of delays or errors in
7 medication administration depends on the clinical status of the patient, the nature of the
8 medications involved and the length of the delay. In some cases no adverse event occurs.
9 However, delays in access to medications for symptom control (e.g. analgesics and
10 medications for terminal care) can adversely impact on quality of life, and delays or errors
11 with regularly scheduled medications (e.g. anti-epileptics and antibiotics) may have serious
12 consequences.[11] Unplanned hospital re-admissions have been reported as a result of failure
13 to receive prescribed medications after transfer to a RCF.[11] When the patient's GP is unable
14 to attend, a locum medical service may be called to write [the](#) RCF medication chart, however
15 this does not eliminate missed doses and errors, and it adds significantly to the cost of care.[2]
16
17
18
19
20
21
22
23
24
25
26
27
28
29
30
31
32
33

34 When GPs (or locums) write RCF medication charts, they often do not have access to
35 accurate discharge medication information.[2, 3, 9, 12] Medication changes made in hospital
36 are frequently not explained in medical discharge summaries, and discrepancies between
37 discharge summaries and discharge prescriptions occur in up to 80% of cases.[2, 9, 12-15]
38
39
40
41
42
43
44

45 Some Australian hospitals have attempted to improve continuity of medication management
46 by providing 5- or 7-day interim residential care medication administration charts
47 (IRCMACs) on discharge. These charts enable medications to be safely administered upon
48 arrival at the RCF, without the need for urgent GP or locum attendance. They enable the GP
49 to attend the RCF and review the patient at a clinically appropriate time, a few days after
50 discharge, rather than on the day of hospital discharge., Use of IRCMACs is not widespread,
51
52
53
54
55
56
57
58
59
60

1
2
3 and where they have been used there has been no evaluation of their impact on medication
4 administration or use of locum medical services. Most Australian hospitals do not use
5 electronic prescribing systems and, based on anecdotal experience, expecting hospital doctors
6 to prepare handwritten interim medication charts at the point of discharge is neither a reliable,
7 safe nor sustainable method for providing IRCMACs. This is because it relies on hospital
8 doctors remembering to write the chart, it introduces risk of discrepancies between the
9 IRCMAC and the discharge prescription(s), and it adds to hospital doctors' workload.
10
11
12
13
14
15
16
17
18
19

20 For this study, a novel method for preparing IRCMACs was developed. IRCMACs were
21 generated via hospital pharmacy dispensing software during the processing of discharge
22 prescriptions, with auto-population of the chart with patient, prescriber and medication data
23 (name, strength and directions). This occurred after the discharge prescription had been
24 reviewed by a pharmacist (including reconciliation with pre-admission medications and
25 inpatient medication charts) and errors corrected. This method was chosen to avoid the need
26 for manual transcription, minimise additional workload, and ensure the IRCMAC and
27 discharge medications were concordant. An additional novel aspect, designed to address gaps
28 in provision of discharge medication information, was inclusion of the 'change status' for
29 each medication (unchanged, new, or dose-changed, with date and reason for change if known
30 to the pharmacist), a list of medications ceased (with the date and reason, if known), and time
31 of last dose given in hospital for each medication. These details were manually added by the
32 pharmacist.
33
34
35
36
37
38
39
40
41
42
43
44
45
46
47
48
49
50

51 The aim of this study was to evaluate the impact of the hospital pharmacist-prepared
52 IRCMAC on continuity of medication administration and use of locum medical services
53 following discharge to RCFs.
54
55
56
57
58
59
60

METHODS

A prospective pre- and post-intervention study was undertaken at a 400-bed acute care hospital and an 80-bed subacute aged care (geriatric assessment and rehabilitation) hospital within a major metropolitan public health service in Melbourne, Australia over two 12-week periods (January-April and September-November 2009). A detailed analysis of the baseline (pre-intervention) data has been previously published;^[2] this paper compares post-implementation data with that baseline data. The study was approved by the Austin Health and Monash University Human Research Ethics Committees.

Patients were eligible for inclusion if they were discharged to a RCF following an overnight stay on an inpatient ward. Exclusion criteria were: discharge under the Transition Care Program (a hospital managed short-term residential care program) or [returning to an RCF with](#) no medication changes made in hospital.

During the pre-intervention (control) period, no IRCMAC was provided. The hospitals' discharge policy included ~~supplying provision of at least seven days supply of~~ all prescribed medications for patients discharged to a new RCF, or new and changed medications for patients returning to a RCF, dispensed in original packaging. A photocopy of the discharge prescription(s) was provided in the bag of medications.

During the post-intervention period, a 7-day IRCMAC was prepared by a hospital pharmacist. The IRCMAC and a photocopy of the discharge prescription(s) were placed in a transparent red plastic sleeve along with instructions for using the IRCMAC. The red sleeve was placed in a clear plastic bag with the discharge medications and transported with the patient. The

1
2
3 pharmacist telephoned the RCF prior to discharge to notify them that an IRCMAC would be
4
5 provided. No other discharge procedures were changed.
6
7

8
9
10 Prior to implementation of the IRCMAC, stake-holders including hospital and RCF staff, GPs
11 and regulatory, professional and accreditation organisations were consulted (Appendix). They
12 provided input into the design of the IRCMAC and procedures for its preparation and use. All
13 pharmacists involved in hospital discharge management received training in IRCMAC
14 preparation. A standard operating procedure for use of the IRCMAC at RCFs was mailed to
15 all RCFs that accepted patients from the health service during the pre-intervention study
16 period.
17
18
19
20
21
22
23

24 25 26 27 **Data collection**

28
29 Data collection methods have been described in detail previously.[2] Briefly, a structured
30 telephone interview was conducted with a RCF staff member responsible for managing the
31 patient's medications using a pre-piloted questionnaire. Interviews were conducted
32 approximately 24 hours after discharge. In the post-intervention period, for logistical reasons,
33 interviews were not conducted on weekends, therefore interviews for Friday and Saturday
34 discharges occurred 48-72 hours after discharge. Data collected included: time of arrival at
35 the RCF, whether the RCF medication chart had been written/updated in time for the first
36 dose of regularly scheduled medication, who wrote/updated the chart (if written), whether any
37 doses had been missed or delayed since the resident arrived (and if so, the medication name
38 and length of delay). In the post-intervention period, additional questions were asked,
39 including: whether an IRCMAC was received, whether it was used to record medication
40 administration, and whether the RCF staff member felt that the IRCMAC improved the
41 medication transfer process. Also in the post-intervention period, a second structured
42
43
44
45
46
47
48
49
50
51
52
53
54
55
56
57
58
59
60

1
2
3 telephone interview was performed on day 8 post-discharge if the patient had not had their
4 RCF medication chart written/updated at the time of the initial interview (to determine who
5 wrote/updated the RCF medication chart, and whether the IRCMAC avoided or merely
6 delayed locum doctor attendance).
7
8
9
10

11
12
13
14 To assess GP satisfaction with the IRCMAC, a 4 item questionnaire was mailed to the GPs of
15 patients who had been provided with an IRCMAC during the last 4 weeks of the post-
16 intervention period, along with a pre-addressed reply-paid envelope. There was no follow-up
17 of non-responders.
18
19
20
21

22
23
24
25 Primary endpoints were the proportion of patients who experienced one or more missed or
26 significantly delayed medication doses, and the proportion of patients whose RCF medication
27 chart was written/updated by a locum doctor, in the 24 hours after discharge. Missed or
28 significantly delayed doses were defined as: regularly scheduled medication dose completely
29 omitted; regularly scheduled medication dose delayed by more than 50% of the prescribed
30 dose-interval; or 'when required' (*prn*) medication delayed by any length of time if it was
31 required by the patient.
32
33
34
35
36
37
38
39
40

41
42
43 Secondary endpoints were the proportion of patients for whom a 'workaround' was used by
44 RCF staff to avoid a delayed or missed dose when an updated medication chart was not
45 available, and RCF staff and GP satisfaction. A 'workaround' was defined as any action taken
46 by RCF staff that was not usual practice for medication administration at the RCF (eg. using a
47 copy of a hospital inpatient medication chart or administering medications without a
48 medication chart).
49
50
51
52
53
54
55
56
57
58
59
60

1
2
3 The minimum sample size required was 112 patients per group, based on a predicted
4 reduction in the incidence of missed or delayed doses from 25% to 10% (power 80%, level of
5 significance 0.05, 2-sided). Statistical analysis was performed using SPSS Version 19.0 (IBM
6 SPSS Statistics, USA). The chi square test was used to compare categorical data, and Mann-
7 Whitney U for all other (non-parametric) data.
8
9
10
11
12

13 14 15 16 **RESULTS**

17
18 Of 593 patients discharged to a RCF, 428 met the inclusion criteria and had a post-discharge
19 RCF staff interview completed (Figure 1).
20
21
22
23
24

25 There were no significant differences between the pre- and post-intervention groups in terms
26 of age, gender, length of hospital stay, number of medications, level of residential care, or
27 time from discharge to first scheduled dose (Table 1). The distribution of patients across
28 RCFs was similar in the two study periods, with a median of two patients discharged to each
29 RCF in both periods (Figure 1).
30
31
32
33
34
35
36
37

38 In the pre-intervention period, 75 medications for 37 (18.3%) patients had one or more doses
39 missed or significantly delayed within 24 hours of discharge from hospital. Following
40 implementation of the IRCMAC, 9 medications for 6 (2.7%) patients were missed or delayed
41 (difference in percentages 15.6%, 95% CI 9.5-21.9%, $p < 0.001$). Missed doses accounted for
42 most medication administration errors: 70 (93%) pre-intervention and 9 (100%) post-
43 intervention.
44
45
46
47
48
49
50
51

52 The number of RCF medication charts written or updated by a locum medical service within
53 24 hours of discharge declined following implementation of the IRCMAC, from 66 (32.7%)
54
55
56
57
58
59
60

1
2
3 to 25 (11.1%) (difference in percentages 21.6%, 95% CI 13.5-29.7%, $p < 0.001$). Day 8
4
5 telephone interviews identified only 1 additional patient whose RCF medication chart was
6
7 subsequently written/updated by a locum medical service.
8
9

10
11 One hundred and seventy-five (77.4%) patients in the post-intervention period did not have
12
13 their RCF long-term medication chart written/updated by a GP or locum service in time for
14
15 their first scheduled medication dose. In 147 (84%) of these cases, the RCF received and used
16
17 the IRCMAC, 20 (11%) received but did not use the IRCMAC, and 8 (5%) did not receive the
18
19 IRCMAC. The number of patients for whom a 'workaround' was used to avoid a missed or
20
21 delayed dose fell following implementation of the IRCMAC, from 90 (44.6%) to 22 (9.7%) (p
22
23 < 0.001).
24
25
26
27
28

29 For 189 (83.6%) discharges, the interviewed RCF staff member reported that the IRCMAC
30
31 improved continuity of medication management, and in 139 (61.5%) cases the information
32
33 about medication changes was useful. ~~Examples of comments from RCF staff are provided in~~
34
35 ~~Table 2, categorised by theme.~~ Questionnaires were sent to 84 GPs. Four were returned as the
36
37 GP was no longer managing the resident's care, and 35 were completed (response rate
38
39 43.8%). ~~Thirty-one (88.6%) GPs reported that provision of an IRCMAC reduced urgency to~~
40
41 ~~attend the RCF after patients were discharge from hospital, 35 (100%) said they were comfortable~~
42
43 ~~with a hospital-provided IRCMAC being used at the RCF for up to 7 days until they reviewed the~~
44
45 ~~patient, 34 (97.1%) reported that 'Change status' and 'Medications ceased' sections on the IRCMAC~~
46
47 ~~were helpful, and 35 (100%) agreed that provision of an IRCMAC should be standard practice for all~~
48
49 ~~patients discharged from hospital to a RCF. GPs were highly satisfied with the IRCMAC and~~
50
51 ~~wanted it to become standard practice for all discharges to RCFs (Table 3).~~ ~~Examples of~~
52
53 ~~comments from RCF staff and GPs are provided in Table 2, categorised by theme.~~
54
55
56
57
58
59
60

DISCUSSION

This is the first study to evaluate a hospital-provided IRCMAC for patients discharged to residential care. It demonstrated that a 7-day IRCMAC prepared by hospital pharmacists (linked with review and processing of discharge prescriptions) improved continuity of medication administration, reduced pressure on the GP workforce, and reduced the need for locum medical services to write RCF medication charts. It also led to a reduction in potentially unsafe medication administration ‘workarounds’ used by RCF staff.

Clinical outcomes were not assessed, but case reports and anecdotal evidence indicate that ‘workarounds’ and missed doses sometimes result in adverse outcomes.[7, 8, 11, 16] Of the 75 missed and delayed medications in the pre-intervention period, a moderate or high risk of adverse outcome was considered by a multidisciplinary expert panel to be likely in 49 (65.3%) cases.[2]

Reduced reliance on locum doctors to write medication charts after hospital discharge also has potential to improve patient safety, because the locum would be unfamiliar with the patient and may not be the most appropriate person to write the long-term care medication chart (which may be used for up to 6 months). The IRCMAC enabled ~~the~~ GPs to review their patients (and write ~~the~~ long-term care medication charts) at a clinically appropriate time, a few days after discharge, rather than on the day of hospital discharge (when the patient should not require a clinical review).

The duration of the IRCMAC was limited to 7 days to ensure that post-discharge medical review could not be excessively delayed, whilst also providing flexibility for GPs in the scheduling of their visit to the RCF (during stakeholder consultation some GPs reported that

1
2
3 they usually attend the RCF for routine patient care activities on a set day each week). If the
4 patient is stable and the GP's usual day of attendance is 7 days away, a 7 day chart avoids the
5 need for the GP to make an extra visit, and/or the need for locum attendance. If the patient is
6 clinically unstable the GP can attend sooner.
7
8
9

10
11
12
13
14 We did not assess whether there was a change in the time from hospital discharge to first GP
15 visit. Anecdotally we noted that the chart was usually used for less than 7 days. Whilst there
16 is a potential risk that the IRMCAC may delay GP review of an unstable patient, the risk may
17 be smaller with the IRCMAC than without the IRCMAC. This is because without the
18 IRCMAC a locum medical service is often called to write a long-term care medication chart
19 on the day of discharge,[2] and this chart will last for up to 6 months; therefore the patient's
20 GP can delay their attendance for much longer than 7 days.
21
22
23
24
25
26
27
28
29

30
31
32 ~~Reduced~~ Another benefit of reducing reliance on locum medical services ~~also~~ is that is reduces
33 healthcare costs. If the results of this study were replicated across all hospitals in Australia
34 (based on 2001-2 discharge data,[17] and the minimum Medicare Australia locum medical
35 consultation rebate in 2010 [~~AUD~~126 Australian dollars]), savings to the Australian
36 Government in excess of AUD2.1 million annually could be realised. Avoidance of adverse
37 medication events may lead to further cost-savings. The IRCMAC could also lead to
38 efficiency gains within the RCF and GP workforce; telephone interviews and satisfaction
39 surveys suggested that the IRCMAC resulted in considerable (though unquantified) time
40 savings for RCF staff and GPs. Countering these savings would be costs incurred by hospitals
41 to deliver the IRCMAC (~~software, pharmacy labour and consumables~~), but in our experience
42 these ~~would be~~ would be significantly less than the likely savings (approximately 10 Australian
43 dollars per IRCMAC for labour and consumables, excluding software and set-up costs, in a
44
45
46
47
48
49
50
51
52
53
54
55
56
57
58
59
60

setting in which pharmacists were already conducting admission and discharge medication reconciliation and entering discharge medication data into dispensing software; greater labour costs for IRCMAC provision would be incurred if these tasks needed to be introduced).

Although RCF medication charts are traditionally written by medical practitioners, the IRCMAC used in this study was able to be legally prepared and signed by the pharmacist because in the RCF setting the chart was an administration record, not a prescription, and therefore did not need the signature of a medical practitioner. Preparing the IRCMAC in this way provided a number of advantages. It ensured that IRCMAC production occurred after the discharge prescription had been reviewed and reconciled by a pharmacist, and errors corrected, and it enabled auto-population of the chart from the pharmacy dispensing software. This ensured a high level of concordance between the IRCMAC and the discharge prescription. An audit of a random selection of 76 IRCMACs prepared during this study revealed a medication discrepancy rate of 9/870 (1.0%).^[18] Although there are no studies that have assessed accuracy of hand-written IRCMACs, medication transcription error rates on hand-written inpatient orders and discharge summaries range from 12% to 56%.^[14, 19-21]

For 11% of patients the RCF received an IRCMAC but did not use it. In some cases this was because a doctor attended in time to write a new RCF medication chart. In other cases it was because the RCF had a policy requiring all admissions to be reviewed/admitted by a medical practitioner or stating that all medication administration charts must be written by a medical practitioner. Sometimes RCF staff did not use the chart because they were unfamiliar with it (Table 2).

In our study, the hospital supplied medications on discharge along with the IRCMAC. In settings in which the hospital does not supply discharge medications the IRCMAC may be less effective, but would still be expected to provide some benefits. It may reduce pressure on the GP workforce and use of locum medical services. And because the IRCMAC provides RCF staff with clarity as to what the intended discharge regimen is, if pre-admission medications are available at the RCF, with an IRCMAC they can be given correctly, without delay. For new or changed medications, whether the IRCMAC would be effective will depend on how the medications are supplied - if delays in medication supply and/or delivery occur then missed doses may still occur until the medications become available, but if the medications are supplied on time (within 1 to 6 hours of discharge) the IRCMAC could facilitate timely and accurate administration.

There were some limitations with our [study](#) methodology. Data on missed and delayed doses was obtained by telephone interview, introducing risk of under-reporting and recall bias. However, as described elsewhere,[2] we piloted several methods of data collection, and telephone interview 24 hours after discharge was judged to be the most reliable and practical. Any under-reporting and recall bias is likely to have been similar during the pre- and post-intervention periods. Whilst transfer-related medication administration errors may continue for several days after discharge,[4, 9] our methodology did not enable us to assess what proportion of errors persisted beyond 24 hours after discharge. Use of a pre- and post-intervention study design meant that the interviewer could not be blinded to group allocation, and that factors other than the IRCMAC could have contributed to the reduction in medication administration errors and [locum medical service LMS](#) attendances over time. However the strongly positive feedback from GPs and RCF staff regarding the impact of the IRCMAC suggests that it was the primary cause of observed improvements, and because the problems

addressed by the IRCMAC have been long-standing, it is highly improbable unlikely that over the space of a few months they would decline significantly without specific intervention.

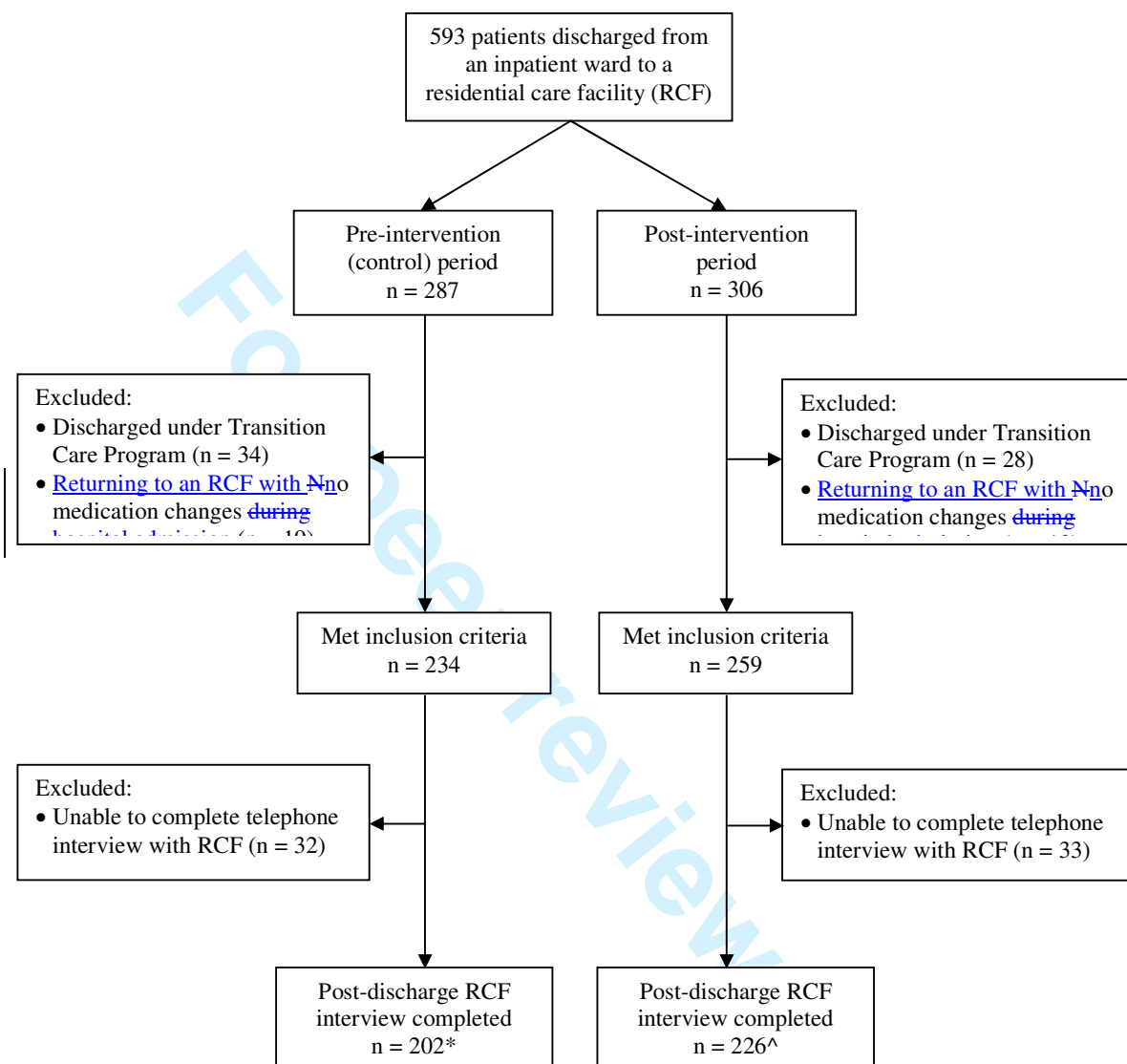
Furthermore, the participating hospitals have continued to provide IRCMACs since this study finished, and (unsolicited) positive feedback continues to be received. Several RCFs have indicated that they are now happy to accept patients on weekends or after hours, provided they receive the IRCMAC, whereas previously they would not. A major locum medication service in the area has indicated that since the IRCMAC was introduced they infrequently receive calls to write medication charts following hospital discharge. Data was collected from RCFs within approximately 24 hours for all discharges in the pre-intervention period, but up to 48-72 hours in the post-intervention period for Friday and Saturday discharges (24 hours for all others). It is possible that the longer time between discharge and interview in the post-intervention period may have increased the risk of recall bias. However Saturday discharges were rare (5/226), and it was our experience that delaying interviews for Friday discharges until Monday was advantageous, because the interview was more likely to involve a RCF staff member who was present on Friday, when the patient arrived. Therefore, this minor difference in methodology was unlikely to have resulted in under-estimation of error prevalence.

In conclusion, implementation of a hospital pharmacist-prepared IRCMAC led to significant improvements in continuity of medication administration and reduced reliance on locum medical services to write medication charts after discharge from hospital to RCFs. As a result of this study, hospital pharmacist-prepared IRCMACs have been implemented in several Australian hospitals, and a national IRCMAC and guidelines addressing continuity of medication management on transfer from hospital to RCF are planned. Although health systems vary between countries, problems with continuity of medication management on

1
2
3 discharge from hospital to residential care have been reported internationally,[2, 5, 8] so the
4
5 findings of this study may be widely applicable.
6
7
8
9
10
11
12
13
14
15
16
17
18
19
20
21
22
23
24
25
26
27
28
29
30
31
32
33
34
35
36
37
38
39
40
41
42
43
44
45
46
47
48
49
50
51
52
53
54
55
56
57
58
59
60

For peer review only

Figure 1. Patient flow diagram



* discharged to 90 RCFs (median 2 patient transfers per RCF, inter-quartile range 1-3, range 1-9);

^ discharged to 84 RCFs (median 2 patient transfers per RCF, inter-quartile range 1-3, range 1-14)

RCF: Residential care facility

Table 1. Patient demographics

	Pre- intervention n = 202	Post- intervention n = 226	p-value
Age (years) [median (IQR)]	84 (79-88)	84 (79-88)	0.73
Gender [number (%) female]	119 (58.9)	142 (62.8)	0.43
Length of stay in hospital (days) [median (IQR)]	11.5 (6.0-33)	11.0 (5.8-33)	0.63
Number of medications prescribed on discharge from hospital [median (IQR)]			
Regular	9.0 (6.5-12)	9.0 (7.0-12)	0.41
When required (<i>prn</i>)	1.0 (0-2.0)	1.0 (0-2.0)	0.15
Total	11.0 (7.0-13.5)	10.0 (8.0-14)	0.60
New admission to RCF [Number (%)]	76 (37.6)	79 (35.0)	0.62
Level of care at RCF [Number (%)]			
High*	97 (48.0)	126 (55.7)	0.21
Low†	92 (45.5)	89 (39.4)	
Other‡	13 (6.4)	11 (4.9)	
Time between arrival at RCF and first scheduled dose due [median (IQR), minutes]	180 (60-360)	180 (60-330)	0.17

RCF: Residential care facility

* Australian Government-approved and subsidised residential aged care place for a person who needs a high level of assistance with activities of daily living and 24-hour nursing care.

† Australian Government-approved and subsidised residential aged care place for a person who needs a lower level of personal and nursing care.

‡ Residential care facility providing non-government subsidised personal and/or nursing care (e.g. Supported Residential Service).

Table 2. Examples of comments from residential care staff and general practitioners about the interim residential care medication administration chart (IRCMAC)

Theme	Comments
Reduction in need for urgent medical practitioner attendance	<p>“Avoided us needing to call locum” [Nurse]</p> <p>“Beautiful, perfect, gives time to organise doctor” [Nurse]</p> <p>“So good. Saves getting locum, saves getting a phone order” [Nurse]</p> <p>“Very good, can’t get doctor always. Could accept patients (from hospital) later now. Normally only before 1pm” [Nurse]</p> <p>[Manager]</p> <p><u>“This is a great help in arranging an easy move from hospital to residential care facility and helps take the pressure off the first few days – thank you”</u> [GP]</p>
Clarity of information	<p>“Brilliant, able to read, very easy to read” [Nurse]</p> <p><u>“More legible, easier for the doctor. Really good”</u>“The typed nature of these charts helps a lot – some hand written discharge medication lists in the past have been illegible” [GP]</p>
Usefulness of information	<p>“Change status alerted nurse of new medications” [Nurse]</p> <p>“Did not need to check when last dose was given” [Nurse]</p>
Reduction in medication administration errors	<p>“Wouldn’t have been able to administer medications (without it)” [Nurse]</p> <p>“...Usually cannot administer from script so this allowed for signing” [Nurse]</p>
Lack of familiarity with IRCMAC (RCF staff who received but didn’t use the IRCMAC)	<p>“.... didn’t realise it could be used til the day after” [Nurse]</p> <p>“Unfamiliar with the chart though fantastic idea” [Nurse]</p> <p>“Would have been helpful if staff familiar” [Nurse]</p>
<u>Other</u>	<u>“Interim chart is very useful. Would be useful if done for every</u>

1
2
3
4
5
6
7
8
9
10
11
12
13
14
15
16
17
18
19
20
21
22
23
24
25
26
27
28
29
30
31
32
33
34
35
36
37
38
39
40
41
42
43
44
45
46
47
48
49
50
51
52
53
54
55
56
57
58
59
60

patient discharged to residential facilities on a regular basis”
[GP]
“(I think this is the best idea ever” [GP]

GP = General practitioner

IRCMAC = Interim Residential Care Medication Administration Chart

For peer review only

Table 3. General practitioner (GP) questionnaire

Survey question	Yes {Number (%)}	No or Not sure {Number (%)}
Did the provision of an IRCMAC reduce the urgency for you to attend the RCF to review this patient after discharge from hospital?	31/35	4/35
Were you comfortable with a hospital provided IRCMAC being used at the residential care facility (for up to 7 days) until you or another GP were able to review the patient and write the long-term residential care medication chart?	35/35	0
Were the “Change status” and “Medications ceased” sections on the IRCMAC helpful for informing you about medication changes made in hospital?	34/35	1/35
Do you think provision of an IRCMAC should be standard practice for all patients discharged from hospital to a residential care facility?	35/35	0
Examples of comments from GPs about the IRCMAC:		
<ul style="list-style-type: none"> • “This is a great help in arranging an easy move from hospital to residential care facility and helps take the pressure off the first few days—thank you.” • “Less stress on (RCF) staff chasing the GP’s or locum service to write the medication chart.” • “The typed nature of these charts helps a lot—some hand written discharge medication lists in the past have been illegible.” • “Interim chart is very useful. Would be useful if done for every patient discharged to residential facilities on a regular basis.” • “(I) think this is the best idea ever.” 		
GP = General practitioner		
IRCMAC = Interim Residential Care Medication Administration Chart		

1
2
3 **APPENDIX. Stakeholders consulted during development of the interim residential care**
4
5 **medication administration chart**
6
7

8
9 Australian government and professional bodies:

- 10
11
 - 12 • Aged Care Standards & Accreditation Agency
 - 13 • Australian Nursing Federation
 - 14 • North East Valley Division of General Practice
 - 15 • Northern Division of General Practice
 - 16 • Nurses Board of Victoria
 - 17 • Pharmacy Board of Australia
 - 18 • Victorian Department of Health – Aged Care Branch
 - 19 • Victorian Department of Health – Ambulatory & Continuing Care Programs Branch
 - 20 • Victorian Department of Health – Drugs and Poisons Unit
 - 21 • Victorian Department of Health – Quality Use of Medicines Program

22
23
24
25
26
27
28

29 Individual health professionals and aged care staff:

- 30
31
 - 32 • Community pharmacists (n = 4)
 - 33 • Hospital pharmacists (n = 6)
 - 34 • Hospital doctors (n = 3)
 - 35 • Hospital aged care liaison nurse (n = 1)
 - 36 • RCF staff (directors of nursing, care coordinators,
37 division 1 & 2 registered nurses, personal care assistants) (n = 34)
 - 38 • General practitioners (n = 6)

39
40
41
42
43
44
45
46
47
48
49
50
51
52
53
54
55
56
57
58
59
60

ACKNOWLEDGMENTS:

This study was funded by the JO & JR Wicking Trust. The authors acknowledge the assistance of the following people in the conduct of the study: Clare Chiminello (North East Valley Division of General Practice), Kent Garrett (Austin Health), Stephen Cheung (Austin Health), Liam Carter (Northern Health), Marion Cincotta (Northern Health), the hospital pharmacists who assisted with implementation of the interim residential care medication administration chart, and residential care facility staff who participated in telephone interviews.

COMPETING INTERESTS:

None

FUNDING SOURCE:

JO & JR Wicking Trust

(The JO & JR Wicking Trust had no role in the design, methods, subject recruitment, data collection, data analysis or preparation of paper.)

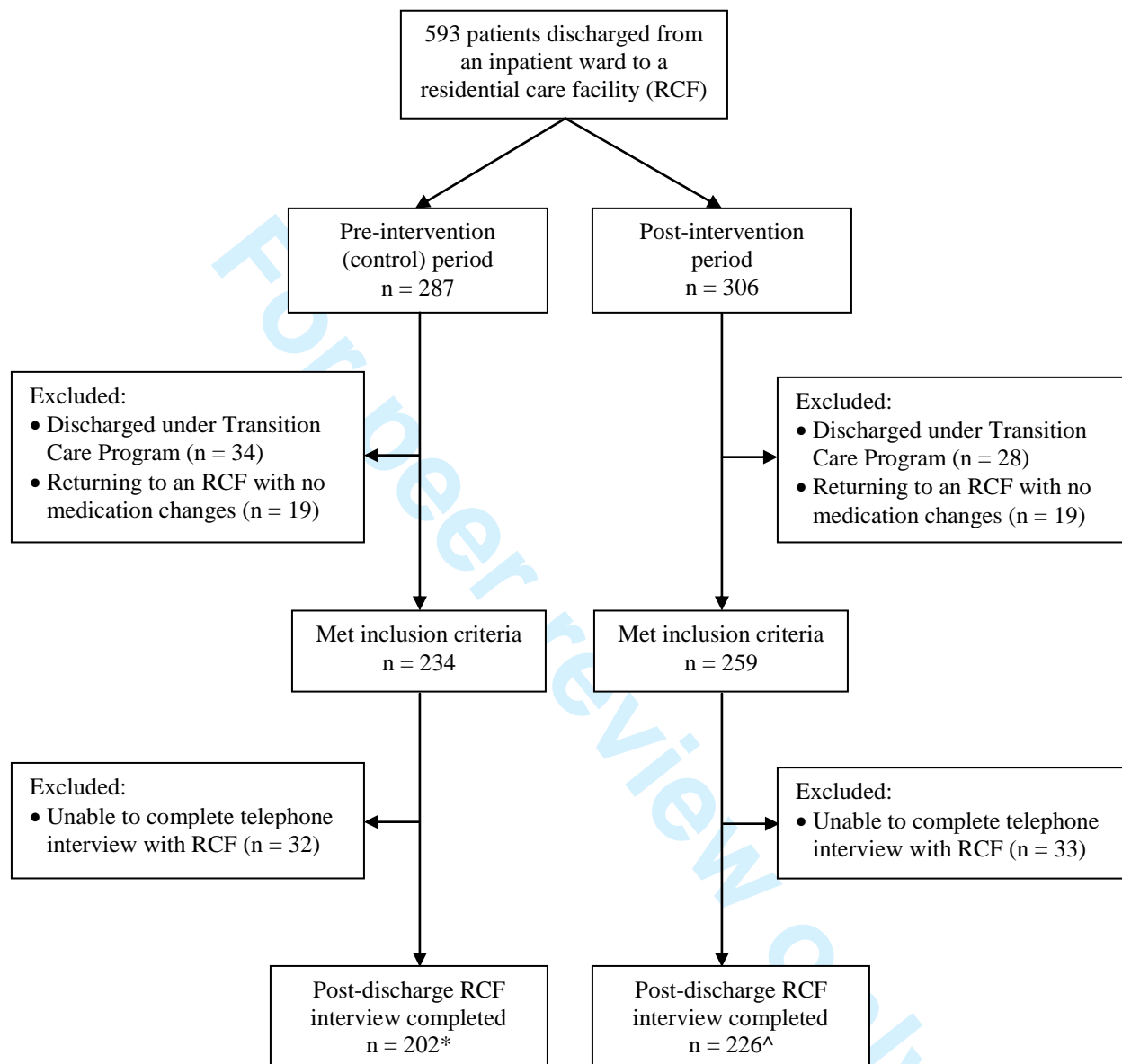
REFERENCES

1. Coleman EA. Falling through the cracks: challenges and opportunities for improving transitional care for persons with continuous complex care needs. *J Am Geriatr Soc* 2003;51:549-555.
2. Elliott RA, Tran T, Taylor SE, et al. Gaps in continuity of medication management during the transition from hospital to residential care: an observational study (MedGap Study). *Australas J Ageing*—[Published online 16 Feb 2012; DOI: 10.1111/j.1741-6612.2011.00586.x \(in press\)](#).
3. Pierce D, Fraser G. An investigation of medication information transfer and application in aged care facilities in an Australian rural setting. *Rural and Remote Health* 2009;9:1090 (Online). Url: http://www.rrh.org.au/publishedarticles/article_print_1090.pdf (accessed 21 December, 2011).
4. McDonald T. For their sake: Can we improve the quality and safety of resident transfers from acute hospitals to residential aged care? Australian Catholic University; 2007. Available at: http://www.aaa.com.au/files//generalpapers/for_their_sake_oct_07_final.pdf Accessed 8 December, 2011
5. Ward KT, Bates-Jensen B, Eslami MS, et al. Addressing delays in medication administration for patients transferred from the hospital to the nursing home: A pilot quality improvement project. *Am J Geriatr Pharmacother* 2008;6:205-211.
6. Tjia J, Bonner A, Briesacher BA, et al. Medication discrepancies upon hospital to skilled nursing facility transitions. *J Gen Intern Med* 2009;24:630-635.

- 1
2
3 7. Boockvar K, Fishman E, Kyriacou CK, et al. Adverse events due to discontinuations
4 in drug use and dose changes in patients transferred between acute and long-term care
5 facilities. *Arch Intern Med* 2004;164:545-550.
6
7
- 8
9 8. Institute for Safe Medication Practices Canada. Medication incidents occurring in
10 long-term care. ISMP Canada Safety Bulletin. Vol 10: Institute for Safe Medication
11 Practices Canada (ISMP Canada) 2010:1-3. Available at: [http://www.ismp-](http://www.ismp-canada.org/download/safetyBulletins/ISMPCSB2010-09-MedIncidentsLTC.pdf)
12 [canada.org/download/safetyBulletins/ISMPCSB2010-09-MedIncidentsLTC.pdf](http://www.ismp-canada.org/download/safetyBulletins/ISMPCSB2010-09-MedIncidentsLTC.pdf)
13
14 Accessed 8 December, 2011.
15
16
- 17 9. Crotty M, Rowett D, Spurling L, et al. Does the addition of a pharmacist transition
18 coordinator improve evidence-based medication management and health outcomes in
19 older adults moving from the hospital to a long-term care facility? Results of a
20 randomized, controlled trial. *Am J Geriatr Pharmacother* 2004;2:257-264.
21
22
- 23 10. Tran T, Taylor S, Chu M, et al. Complexities of patient transfer from hospital to aged
24 care homes: far from achieving a smooth continuum of care [abstract]. Proceedings of
25 the Society of Hospital Pharmacists of Australia Federal Conference 2007; Sydney.
26 p63.
27
28
- 29 11. Elliott RA, Taylor SE, Harvey PA, et al. Unplanned medication-related hospital
30 readmission following transfer to a residential care facility. *Journal of Pharmacy*
31 *Practice and Research* 2009;39:216-218.
32
33
- 34 12. Kripalani S, LeFevre F, Phillips CO, et al. Deficits in communication and information
35 transfer between hospital-based and primary care physicians. *JAMA* 2007;297:831-
36 841.
37
38
- 39 13. Witherington EMA, Pirzada OM, Avery AJ. Communication gaps and readmissions to
40 hospital for patients aged 75 years and older: observational study. *Qual Saf Health*
41 *Care* 2008;17:71-75.
42
43
44
45
46
47
48
49
50
51
52
53
54
55
56
57
58
59
60

- 1
2
3
4
5
6
7
8
9
10
11
12
13
14
15
16
17
18
19
20
21
22
23
24
25
26
27
28
29
30
31
32
33
34
35
36
37
38
39
40
41
42
43
44
45
46
47
48
49
50
51
52
53
54
55
56
57
58
59
60
14. Callen J, McIntosh J, Li J. Accuracy of medication documentation in hospital discharge summaries: A retrospective analysis of medication transcription errors in manual and electronic discharge summaries. *Int J Med Informatics* 2010;79:58-64.
15. Wilson S, Ruscoe W, Chapman M, Miller R. General practitioner-hospital communications: A review of discharge summaries. *J Qual Clin Pract* 2001;21:104-108.
16. Boockvar KS, Liu S, Goldstein N, et al. Prescribing discrepancies likely to cause adverse drug events after patient transfer. *Qual Safety Health Care* 2009;18:32-36.
17. Karmel R, Gibson D, Lloyd J, Anderson P. Transitions from hospital to residential aged care in Australia. *Australas J Ageing* 2009;28:198-205.
18. Tran T, Elliott RA, Taylor S, Garrett K. Development and evaluation of an interim residential care medication administration chart prepared by hospital pharmacists. *Journal of Pharmacy Practice and Research (in press)*.
19. van Doormaal JE, van den Bemt PMLA, Mol PGM, et al. Medication errors: the impact of prescribing and transcribing errors on preventable harm in hospitalised patients. *Qual Saf Health Care* 2009;18:22-27.
20. Fahimi F, Nazari MA, Abrishami R, et al. Transcription Errors Observed in a Teaching Hospital. *Arch Iranian Med* 2009;12:173-175.
21. Lisby M, Nielsen LP, Mainz J. Errors in the medication process: frequency, type, and potential clinical consequences. *Int J Qual Health Care* 2005;17:15-22.

Figure 1. Patient flow diagram



* discharged to 90 RCFs (median 2 patient transfers per RCF, inter-quartile range 1-3, range 1-9);

^ discharged to 84 RCFs (median 2 patient transfers per RCF, inter-quartile range 1-3, range 1-14)

RCF: Residential care facility