






BMJ Open Social and structural determinants of injecting-related bacterial and fungal infections among people who inject drugs: protocol for a mixed studies systematic review

Thomas D Brothers ^{1,2}, Dan Lewer ¹, Matthew Bonn ³,
Duncan Webster ^{2,4}, Magdalena Harris ⁵

To cite: Brothers TD, Lewer D, Bonn M, *et al*. Social and structural determinants of injecting-related bacterial and fungal infections among people who inject drugs: protocol for a mixed studies systematic review. *BMJ Open* 2021;**11**:e049924. doi:10.1136/bmjopen-2021-049924

► Prepublication history and additional supplemental material for this paper are available online. To view these files, please visit the journal online. (<http://dx.doi.org/10.1136/bmjopen-2021-049924>).

Received 04 February 2021
Accepted 26 July 2021



© Author(s) (or their employer(s)) 2021. Re-use permitted under CC BY. Published by BMJ.

For numbered affiliations see end of article.

Correspondence to

Dr Thomas D Brothers;
thomas.brothers@dal.ca

ABSTRACT

Introduction Injecting-related bacterial and fungal infections are a common complication among people who inject drugs (PWID), associated with significant morbidity and mortality. Invasive infections, including infective endocarditis, appear to be increasing in incidence. To date, preventive efforts have focused on modifying individual-level risk behaviours (eg, hand-washing and skin-cleaning) without much success in reducing the population-level impact of these infections. Learning from successes in HIV prevention, there may be great value in looking beyond individual-level risk behaviours to the social determinants of health. Specifically, the risk environment conceptual framework identifies how social, physical, economic and political environmental factors facilitate and constrain individual behaviour, and therefore influence health outcomes. Understanding the social and structural determinants of injecting-related bacterial and fungal infections could help to identify new targets for prevention efforts in the face of increasing incidence of severe disease.

Methods and analysis This is a protocol for a systematic review. We will review studies of PWID and investigate associations between risk factors (both individual-level and social/structural-level) and the incidence of hospitalisation or death due to injecting-related bacterial infections (skin and soft-tissue infections, bacteraemia, infective endocarditis, osteomyelitis, septic arthritis, epidural abscess and others). We will include quantitative, qualitative and mixed methods studies. Using directed content analysis, we will code risk factors for these infection-related outcomes according to their contributions to the risk environment in type (social, physical, economic or political) and level (microenvironmental or macroenvironmental). We will also code and present risk factors at each stage in the process of drug acquisition, preparation, injection, superficial infection care, severe infection care or hospitalisation, and outcomes after infection or hospital discharge.

Ethics and dissemination As an analysis of the published literature, no ethics approval is required. The findings will inform a research agenda to develop and implement social/structural interventions aimed at reducing the burden of disease.

Strengths and limitations of this study

- Injecting-related bacterial and fungal infections are a common problem among people who inject drugs (PWID), associated with significant morbidity and mortality.
- Understanding the social and structural determinants of injecting-related bacterial and fungal infections could help to identify new targets for prevention efforts, in the face of increasing incidence of severe disease.
- People with lived and living expertise of injection drug use, as well as practicing clinicians caring for PWID with injecting-related infections, and experienced qualitative, quantitative and mixed methods researchers, were involved in the development of the protocol and will participate in analysis and synthesis.
- Reviewing quantitative, qualitative and mixed methods studies enables a broad scope and the inclusion of important contextual information that may not be captured in quantitative studies alone.
- This review only includes studies with infection-related outcomes, and so may not include some studies with risk factors for infection (eg, hand-washing and skin-cleaning) as outcomes.

PROSPERO registration number CRD42021231411.

INTRODUCTION

Injecting-related bacterial infections are very common among people who inject drugs (PWID), with up to 39% of PWID reporting skin infections within the past month and 70% reported lifetime prevalence.¹ If not effectively treated, superficial infections can progress and spread through the bloodstream, leading to life-threatening infections such as infective endocarditis, osteomyelitis, septic arthritis or epidural abscess.² Pathogenic bacteria or fungi may be introduced directly



into the bloodstream as endogenous skin flora, or from non-sterile injecting equipment or contaminated drugs.³ As a result, PWID face extremely high risk of disability or death from severe bacterial and fungal infections that require hospitalisation for antibiotics and/or surgery.⁴⁻⁹ The incidence of severe bacterial and fungal infections is increasing among PWID in Canada,¹⁰⁻¹² the United Kingdom,¹³ the USA,¹⁴⁻¹⁹ Australia²⁰ and Sweden.²¹ A recent modelling study suggests that one in five PWID in the USA may die of infective endocarditis alone over the next 10 years.¹⁹ Better approaches to prevention are urgently needed.

To date, prevention efforts for injecting-related bacterial and fungal infections have primarily focused on changing individual-level risk behaviours,^{1 22} including hand-washing before drug preparation,²³ skin-cleaning before injecting²⁴ and avoiding subcutaneous or intramuscular injections.²⁵ Although individual-level interventions may be effective for people who due to their socioeconomic situation can adopt these practices,^{26 27} they have not translated into reductions in the population-level incidence of severe bacterial and fungal infections, which continue to rise.

An appreciation for the importance of social and structural determinants of health has emerged from the understanding that individual health behaviours are shaped by contextual factors.²⁸⁻³² The 'risk environment' conceptual framework, as developed by Rhodes *et al*,³³⁻³⁶ describes how interactions between social and structural factors external to the individual influence individual behaviours, and therefore structure or create health harms.³⁷ The risk environment framework has informed clinical and public health efforts at reducing other drug-related harms, including HIV transmission,^{33 36 38} hepatitis C virus (HCV) treatment³⁹ and drug overdoses.^{29 40} Better understanding of the social determinants of health can help to shift beliefs about responsibility and risk from individual behaviours to the places and social situations in which individuals exist, and inform the development of innovative interventions addressing both social and individual-level factors.^{36 41}

Like other drug-related harms, risk for injecting-related bacterial and fungal infections also likely reflects contributions of multiple, interacting factors external to individuals that influence risk behaviours and therefore shape health outcomes. For example, homelessness may constrain an individual's ability to wash their hands or use sterile water for injecting,⁴² and policy constraints on needle and syringe programs (from criminalisation to reduced operating hours) create a situation in which an individual is more likely to reuse a blunted or contaminated needle. Stigma and criminalisation of people who use drugs may keep people away from primary health-care, causing superficial bacterial infections to remain untreated and progress to enter the bloodstream. In response to the alarming increases in incidence, calls to enhance understanding of the social determinants of injecting-related bacterial and fungal infections have

emerged from both PWID⁴³ and academic communities.^{2 4 26 44} Learning from the successes of HIV-prevention efforts in particular, mapping the risk environment for injecting-related bacterial and fungal infections could inform new prevention efforts that target social and structural causes.^{45 46}

Objectives

To better understand the risk for injecting-related bacterial and fungal infections among PWID, we seek to conduct a systematic mixed studies review (of quantitative, qualitative and mixed methods evidence) to identify social and structural determinants of these infections among PWID, informed by the risk environment framework. The proposed review will seek to answer the question, 'Among people who inject drugs (PWID), what social and structural factors are associated with the development, treatment, and outcomes of injecting-related bacterial and fungal infections?'

METHODS AND ANALYSIS

This systematic review protocol follows the Preferred Reporting Items for Systematic Review and Meta-Analysis Protocols guideline^{47 48} and is informed by guidance on conducting systematic reviews of association (aetiology) by the Joanna Briggs Institute⁴⁹ and on conducting and reporting mixed studies reviews by Pluye and colleagues^{50 51} and by Tricco and colleagues.⁵² We plan to conduct this study over 12 months following the initial full database search on 18 February 2021.

'Mixed studies reviews' incorporate synthesis of quantitative, qualitative and mixed methods studies; they are one of the several emerging methods for systematically incorporating evidence from diverse methodologies (eg, integrative review, realist review, meta-narrative review and critical interpretive synthesis).^{50 52 53} Mixed studies reviews use a mixed methods approach.^{54 55} They are particularly useful for research questions like ours that require detailed contextual information available from qualitative and mixed methods studies, and for synthesis plans like ours that incorporate a qualitative content analysis directed by existing theories and conceptual frameworks.^{50 52}

We have searched the PROSPERO registry of systematic reviews and found none in progress related to our objectives.

Conceptual framework

The risk environment framework is the most prominent social-ecological model for substance use research; it comprises risk factors external to individuals, considering types and levels of environmental influence.^{34 35 37 56} As first developed in the context of HIV prevention, the risk environment framework describes four different types of environmental influences: social, physical, economic and policy. These can occur at two different levels, microenvironmental or macroenvironmental.³⁸

Microenvironmental factors operate at the level of interpersonal relationships, community and group norms, and institutional or organisational responses.³⁶ This could include local norms about the culture of substance use and acceptability of receptive sharing or reuse of potentially contaminated injecting equipment among PWID (a social factor), or increasing housing prices (an economic factor) contributing to homelessness and lack of access to soap and water (physical factors). Macroenvironmental factors operate at the level of states, societies, and laws, and interact with microenvironmental factors.³⁶ This could include state policing crackdowns on heroin importation leading instead to increased importation of fentanyl (a policy factor), which has a shorter half-life and associated risks of increased injecting frequency.⁵⁷

Eligibility criteria

Informed by the Population, Exposures, Outcomes approach,⁴⁹ we will include peer-reviewed papers describing eligible studies according to the following criteria.

Study designs

We will include studies measuring quantitative associations between exposures and outcomes of interest (as described below), and studies reporting qualitative data on relationships between experiences of exposures and outcomes. We will exclude case-reports and case series that do not include analyses of association, and we will exclude reviews, commentaries and editorials, as they do not include the original data.

Participants

We will include studies examining PWID of any age or nationality. By PWID, we are referring to people who inject opioids (eg, heroin, fentanyl, hydromorphone and morphine), stimulants (eg, cocaine and methamphetamines) or other psychoactive substances via intravenous, intramuscular, or subcutaneous routes. We expect there to be differences between studies in how PWID are operationally defined (eg, ever injected or recently injected in past year or past 3 months).¹ Taking a broad perspective, we will include studies that identify participants as PWID at risk for injecting-related infections, and not limit this to self-reported current or recent injecting. Many PWID transition back and forth between injection and non-injection routes of consumption,^{58 59} and PWID who have stopped injecting may experience persistently increased risk for invasive infections such as endocarditis, due to prior damage to vasculature and heart valves.² Studies that focus only on people who inject performance-enhancing drugs (eg, anabolic steroids) or gender-affirming hormones will be excluded as these are not psychoactive substances.

Exposures

We will include studies addressing risk factors or determinants for injecting-related bacterial and fungal infections among PWID, taking a broad perspective. In addition to

studies that directly survey individual participants about potential risk factors, we will consider studies investigating potential associations with social or structural risk factors at microenvironmental and macroenvironmental levels. We will also include studies of interventions that aim to reduce risk, including educational, behavioural or structural (eg, community mobilisation or policy change) interventions.^{26 27 46} Studies that only report on individual-level risk factors (eg, skin-cleaning) will be included in the search, and then classified separately in the data synthesis.

Outcomes

Outcomes of interest include incidence of, hospitalisation with, or mortality due to, injecting-related bacterial and fungal infections. Bacterial and fungal infections include skin and soft-tissue infections (cellulitis, abscess, necrotising fasciitis), bloodstream infections (bacteraemia), vascular infections (endocarditis, septic or suppurative phlebitis), bone and joint infections (osteomyelitis, septic arthritis or discitis) and central nervous system infections (epidural abscess, brain abscess, meningitis or encephalitis). We will also include as outcomes, diseases caused by pathogenic bacteria and fungi associated with drug supply, preparation and injecting practices, including tetanus,²² botulism,³ invasive group A streptococcal disease,⁶⁰ as well as methicillin-sensitive *Staphylococcus aureus* and methicillin-resistant *Staphylococcus aureus* (MRSA).⁶¹ We will exclude studies identifying only non-injecting-related bacterial and fungal infections as outcomes, such as tuberculosis, pneumonia, chlamydia or gonorrhoea, and bacterial infections that are primarily sexually transmitted, for example, syphilis.

We will extract all outcomes as reported. We expect there to be many different methods for identifying these outcomes, including participant self-report of infection or hospitalisation, administrative records of hospital admission and mortality records from vital statistics.

Time frame, setting and language

We will include studies published between 1 January 2000, and the planned search date, 18 February 2021, to capture contemporary research that would be more likely to inform policy and clinical practice. There will be no restrictions by study setting. We will include articles in English and French. A list of potentially relevant titles reported in other languages will be provided as an online supplemental appendix.

Information sources

We will search PubMed, EMBASE, Scopus, CINAHL and PsycINFO databases. Electronic database searches will be supplemented by manually reviewing reference lists of included studies, and forward 'snowball' searching by identifying articles that cite included studies.⁶² We will also circulate a bibliography of the included articles to the systematic review team, which includes people with lived (past) and living (current) expertise of injection drug



use and clinicians who care for people with injection-associated infections. We will include articles identified from the personal files of the systematic review team that were not identified in the bibliography.

Search strategy

Our search strategy is informed by several key existing systematic reviews or review protocols. A 2017 systematic review identified prevalence and individual-level risk factors for injecting-related injuries and diseases among PWID, including bacterial infections.¹ Previous systematic reviews have applied the risk environment framework to understand HIV transmission,³³ HIV⁶³ and HCV³⁹ treatment access, HIV disease progression,⁶⁴ providing or receiving assistance with the transition to injection drug use,⁶⁵ and 'safer environment interventions'⁴¹ among PWID. Two published protocols of systematic reviews in progress focused on health services and interventions to treat or prevent viral and bacterial infections among PWID.^{66 67}

The final search strategy will be developed by our review team in consultation with health information specialist-librarians with systematic review experience. We conducted a pilot search in PubMed and validated by checking for inclusion of key, recent studies known to the authors that assessed either risk factors for severe bacterial or fungal infections among PWID,^{68 69} social/structural determinants of bacterial infections among PWID^{42 70-73} or complex interventions to reduce risk of bacterial infections among PWID²⁶ (online supplemental appendix table 1). This validation process led to several iterative changes, including specific search terms related to 'acidifiers' and 'groin injecting'. See [table 1](#) for the draft search strategy in PubMed, which identified 1752 potentially relevant sources on 1 February 2021.

Data management and reference selection

Search results will be uploaded into Covidence, a cloud-based software programme, where they can be automatically checked for de-duplication. Two reviewers will screen titles and abstracts against the inclusion criteria. We will obtain full text reports for all titles that appear to meet the inclusion criteria, or for where there is uncertainty. Two reviewers will screen these full text reports and mark each as included or excluded, recording reasons for exclusion. We will resolve discrepancies through discussion.

Data collection process

The team will develop and pilot-test a data extraction form, which can be applied in Covidence. We will extract information on the following:

- ▶ Study date (or publication date, if study date unavailable).
- ▶ Study country/region.
- ▶ Methodology (quantitative, qualitative or mixed methods).
- ▶ Study design.
- ▶ Sample size and demographic characteristics (age, gender, race/ethnicity).
- ▶ Inclusion criteria and definition of PWID.
- ▶ Sampling methods and recruitment setting (eg, community recruitment, needle exchange clients, clinic, hospital).
- ▶ Outcomes reported (incident infection/diagnosis, clinic visit, emergency department visit, hospital admission or death).
- ▶ Outcome operational criteria (self-reported, medical record review and administrative data).
- ▶ Infections reported (skin and soft-tissue infections at injection sites (e.g. abscess, cellulitis), bacteraemia, infective endocarditis, osteomyelitis, septic arthritis or other).¹
- ▶ Exposures, risk factors or interventions assessed (including operational criteria).
- ▶ Measures of association between risk factors and outcomes (for quantitative and mixed methods studies).
- ▶ Summary of findings.
- ▶ Implications for policy and/or practice, as reported by authors.⁶⁶
- ▶ Implications for research, as reported.
- ▶ Gaps identified, as reported.

Critical appraisal/risk of bias assessment

We will apply a formal, validated critical appraisal tool for mixed studies reviews, the Mixed Methods Appraisal Tool, 2018 edition, which is designed for use with quantitative, qualitative and mixed methods studies.^{74 74 75} It includes the following five core quality criteria for five categories of study designs: (a) qualitative, (b) randomised controlled/interventional, (c) non-randomised controlled, (d) quantitative descriptive and (e) mixed methods. This tool does not assign an overall quality score; rather, we will consider

Table 1 A model of the risk environment tabular summary

	Microenvironmental	Macroenvironmental
Social environment		
Physical environment		
Economic environment		
Policy environment		

Modified from the study by Rhodes.³⁴

each item in the risk of bias assessment independently. Owing to the broad scope of this review, we will not exclude studies deemed low quality. Study quality and risk of bias will inform interpretation of the data.

Data synthesis and analysis

We will perform data synthesis and analysis over several stages. We will perform a quantitative tabular synthesis of included studies, by year; country/region; methodology (quantitative, qualitative or mixed methods), infection type (cellulitis, endocarditis, etc.) and outcome (incident infection, care of superficial infection, care of severe infection/hospitalisation or outcomes after infection).

We will then conduct a qualitative, directed content analysis, as described by Hsieh and Shannon,⁷⁶ to map the risk environment for injecting-related bacterial and fungal infections. We will first code each included exposure or risk factor according to the risk environment framework as individual-level or social/structural. Social/structural factors are those that are external to the individual, and together make up the risk environment. We will then code each social/structural factor according to the type (social, economic, political or physical) and level (macroenvironmental or microenvironmental) of the risk environment. We will use a hybrid deductive–inductive approach, as described by Pluye and Hong⁵⁰; we will start with the existing risk environment conceptual framework but allow for new concepts related to the classification of specific factors to emerge. To improve reliability, coding will be performed in tandem by a reviewer pair for three studies, with discrepancies resolved through discussion.

Coding will then be discussed with the whole review team to identify improvements to the coding approach and framework. The remaining studies will be coded by one reviewer. We will present a tabular synthesis categorising each social/structural factor according to type and level in the risk environment framework,⁴⁹ and a narrative synthesis of the existing evidence for each social/structural factor.³⁹ See [table 1](#) for the model table framework.

To explore how different macroenvironmental and microenvironmental factors influence individual-level risk behaviours, we will present a narrative synthesis of identified individual-level and social/structural factors affecting each step of a potential pathway from (a) drug acquisition; (b) drug preparation; (c) drug injection; (d) development of and care for superficial infections (eg, self-treatment or primary/emergency department care); (e) development of and care for severe or invasive infections (eg, self-care or hospital care) and (f) outcomes after infection or hospital discharge, including infection-related mortality.² See [figures 1 and 2](#) for illustrative schematics of how macroenvironmental and microenvironmental factors influence individual-level factors and may increase risks of injecting-related bacterial infections at two different stages in the pathway from drug acquisition to outcomes after severe/invasive infections. We plan to develop and refine these figures to reflect findings of the review. Note that because this review includes only studies with infection-related outcomes, we may not identify or include all published studies that identify determinants of intermediate risk factors or behaviours;

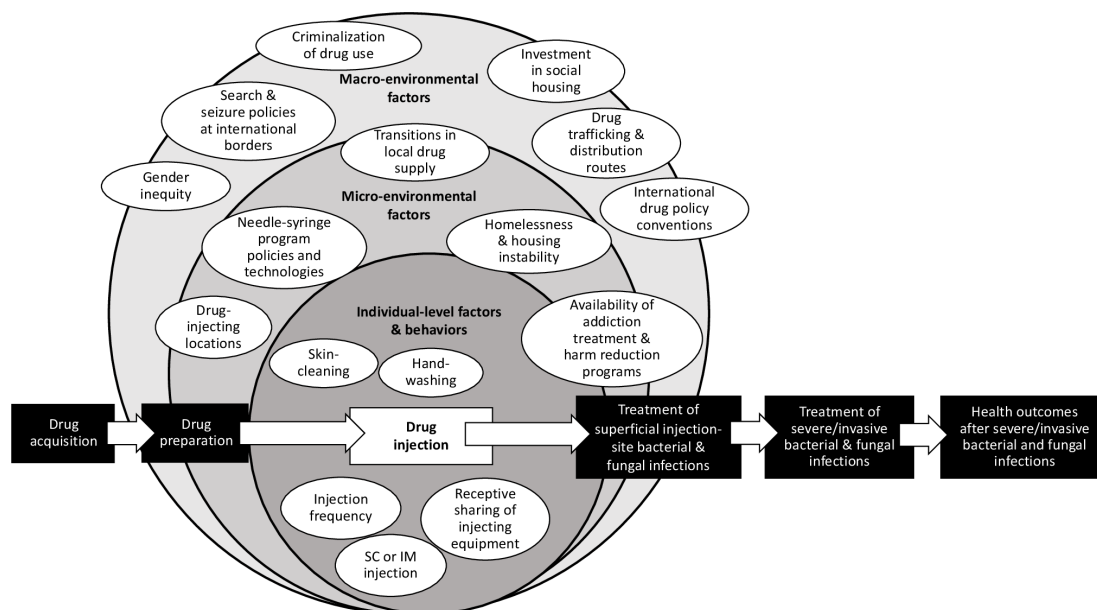


Figure 1 Illustrative schematic of a potential risk environment for injecting-related bacterial and fungal infections, as it may structure or create infection risk during the process of drug injection/consumption. Environmental factors, which are external to individuals, interact to influence individual-level factors and health behaviours across stages of a potential pathway: drug acquisition; drug preparation; drug injection; treatment of superficial injection-site bacterial and fungal infections (eg, in primary care or emergency departments); treatment of severe/invasive bacterial and fungal infections (eg, in hospital for intravenous antibiotics and/or surgery) and health outcomes after severe/invasive bacterial and fungal infections (eg, disability, death). IM, intramuscular; SC, subcutaneous.

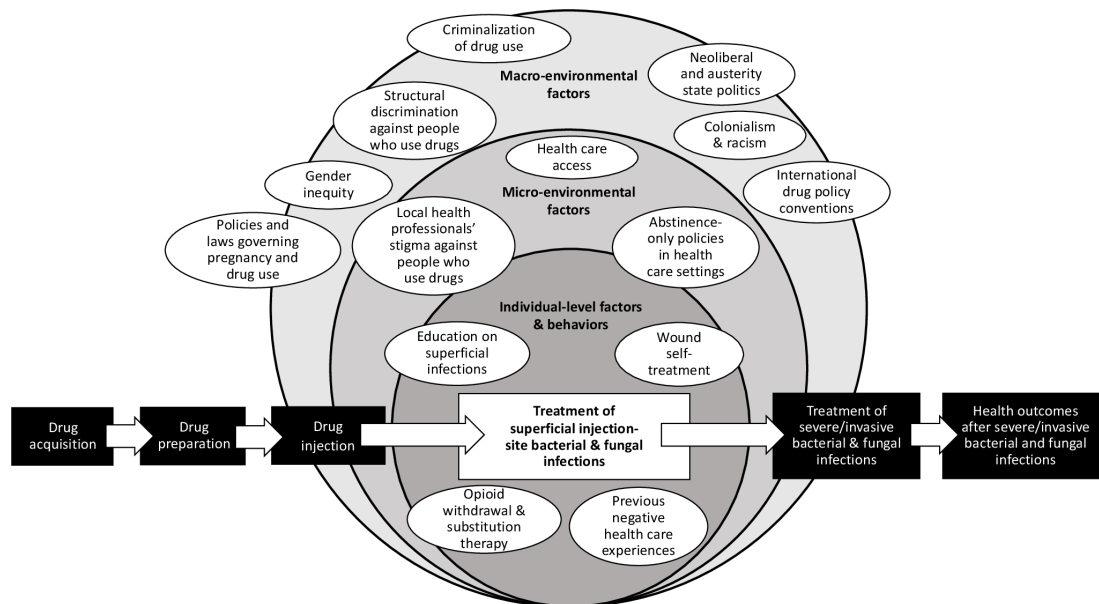


Figure 2 Illustrative schematic of a potential risk environment for injecting-related bacterial and fungal infections, as it may structure or create infection risk during the process of recognition and adequate treatment of superficial injection-site infections. Environmental factors, which are external to individuals, interact to influence individual-level factors and health behaviours across stages of a potential pathway: drug acquisition; drug preparation; drug injection; treatment of superficial injection-site bacterial and fungal infections (eg, in primary care or emergency departments); treatment of severe/invasive bacterial and fungal infections (eg, in hospital for intravenous antibiotics and/or surgery) and health outcomes after severe/invasive bacterial and fungal infections (eg, disability, death).

for example, some studies identifying determinants of skin cleaning before injecting may not be included in this review if they do not consider infection-related outcomes.

If we identify sufficient quantitative data, we will conduct a meta-analysis of summary effects of association between social/structural factors (eg, homelessness) and injecting-related infection outcomes among PWID (eg, hospitalisation with any severe injecting-related bacterial or fungal infection) identified in our content analysis. Where available, we will extract measures of association adjusted for confounding, including point estimates and standard errors. To assess feasibility, we will evaluate clinical and methodological heterogeneity by comparing study design, sample characteristics and operational definitions of exposures and outcome.^{65 77} We will measure statistical variability between studies using I^2 statistics.^{65 77 78}

Patient and public involvement

The research team includes people with lived/living expertise of injection drug use and clinicians caring for PWID with bacterial and fungal infections. The research questions and analysis approach have been designed collaboratively, and build on existing relationships between authors with lived/living expertise and academic/medical expertise.^{79–81} The topic was inspired by the deaths of friends and patients to injecting-related bacterial infections, and a recognition of the need to look broader than individual-level interventions.^{82–84}

ETHICS AND DISSEMINATION

As this is a secondary analysis of published literature, no ethics approval is required.

By mapping the risk environment for injecting-related bacterial and fungal infections among PWID, this study aims to identify opportunities for new policy and practice approaches to prevention. This may include highlighting the importance of scaling up access to existing interventions (eg, needle/syringe distribution; opioid agonist treatment) or identifying opportunities for novel combined social and clinical interventions (eg, providing Housing First along with antibiotics and addiction treatment for PWID hospitalised with invasive infections). Our evidence synthesis may identify opportunities for ‘structural interventions’, which promote health by altering the social–structural context which influence health.^{46 85} Examples include the potential impacts of policy or law changes (eg, decriminalising substance use may combat stigma and facilitate access to primary care of injecting-related infections) or of community mobilisation (eg, organised PWID empowered to effectively demand safe and welcoming hospital care).^{44 86 87}

Incidence of HIV and HCV infections are increasing in parallel with injecting-related bacterial and fungal infections among PWID, in the context of the North American overdose crisis. Although our review focuses only on injecting-related bacterial and fungal infections, we expect to find that these outcomes share many overlapping social–structural correlates.^{29 45 79 85 88} Secular increases in drug-related infections and overdoses over

the past decade have been describes as a ‘syndemic’, with shared, fundamental causes rooted in the ‘War on Drugs’ and austerity politics.^{29 42 79 85} Accordingly, findings from our study may be able to inform risk reduction interventions for multiple health outcomes among PWID. The COVID-19 pandemic has accelerated the overdose death crisis, deepened poverty and marginalisation, and interrupted access to harm-reduction services^{79 85}—the consequential impacts on injecting-related bacterial and fungal infections, and potential for specific interventions, is not yet clear.

The risk environment approach may also help to shift beliefs regarding responsibility and risk from individual behaviours to social and structural causes, which may change attitudes of healthcare professionals and systems regarding treatment of severe infections, including procedures such as heart valve replacement surgeries for injecting-related infective endocarditis.^{89–91} This may also inform educational and behaviour-change interventions, highlighting the importance of addressing more immediate, pragmatic priorities (eg, housing and income, or vein access and care) that may also have benefits in infection risk reduction.⁹² Extending further concepts from the HIV prevention social science literature, we are also interested in how our findings may relate to interventions in social networks.⁹³ Social relationships within networks of PWID influence the likelihood of individual risk or protective behaviours (eg, needle re-use; skin cleaning). Although bacterial and fungal infections are generally not transmitted through blood, as is HIV or HCV, PWID in the same network may experience transmission of colonisation with pathogenic bacteria (eg, MRSA)⁹⁴ or heightened risk of accessing a shared, contaminated drug supply (eg, outbreaks of botulism^{3 95} or anthrax⁹⁶).

By emphasising the potential importance of social and structural factors, the findings will also inform future epidemiological research using large-scale linked administrative, data linking individual and clinical risk factors with information on social factors.^{69 97} Knowledge translation activities will include peer-reviewed academic publications and conference presentations, meetings with drug user groups/unions and harm reduction programmes, and also communications to the lay public in targeted outlets.

Author affiliations

¹UCL Collaborative Centre for Inclusion Health, Institute of Epidemiology and Health Care, University College London, London, UK

²Department of Medicine, Dalhousie University, Halifax, Nova Scotia, Canada

³Canadian Association of People Who Use Drugs, Dartmouth, Nova Scotia, Canada

⁴Division of Infectious Diseases, Saint John Regional Hospital, Saint John, New Brunswick, Canada

⁵Department of Public Health, Environments and Society, London School of Hygiene & Tropical Medicine, London, UK

Twitter Thomas D Brothers @tdbrothers, Dan Lewer @danlewer, Matthew Bonn @matthew__bonn and Magdalena Harris @pwidpride

Acknowledgements We appreciate the contributions to science of all participants in the included studies. TDB, MB and DW live and work in Mi'kma'ki and along the Wolastoq, the ancestral and unceded territory of the Mi'kmaq and the Wolastoqiyik.

We are all Treaty people. We thank Prof Andrew Hayward for helpful suggestions on the synthesis and analysis plan. We thank the reviewers and editor for helpful suggestions that improved the manuscript.

Contributors This study was conceived by TDB, DL, MB, DW and MH. The pilot search strategy was developed by TDB, and revised with input from DL and MB. TDB, DL and MB will be involved in the data collection for this study. All authors will be involved in data interpretation and analysis. TDB wrote the first draft of this manuscript. All authors provided critical feedback and intellectual input. All authors provided their final approval for the publication of this version of the manuscript. As guarantor, TDB accepts full responsibility for the work and controlled the decision to publish.

Funding TDB is supported by the Dalhousie University Internal Medicine Research Foundation Fellowship, Killam Postgraduate Scholarship, Ross Stewart Smith Memorial Fellowship in Medical Research and Clinician Investigator Programme Graduate Stipend (all from Dalhousie University Faculty of Medicine), a Canadian Institutes of Health Research Fellowship (CIHR-FRN# 171 259), and through the Research in Addiction Medicine Scholars (RAMS) Programme (National Institutes of Health/National Institute on Drug Abuse; R25DA033211). DL is funded by a National Institute of Health Research Doctoral Research Fellowship (DRF-2018–11-ST2-016). MB was supported in this work via the Ross Stewart Smith Memorial Fellowship in Medical Research, from Dalhousie University Faculty of Medicine. MH is funded by a National Institute of Health Research Career Development Fellowship (CDF-2016-09-014).

Disclaimer The views expressed are those of the author(s) and not necessarily those of the NHS, the NIHR or the Department of Health and Social Care. These funders had no role in the conduct or reporting of the research.

Competing interests MB reports personal fees from AbbVie, a pharmaceutical research and development company, and grants and personal fees from Gilead Sciences, a research-based biopharmaceutical company, outside of the submitted work.

Patient consent for publication Not required.

Provenance and peer review Not commissioned; externally peer reviewed.

Supplemental material This content has been supplied by the author(s). It has not been vetted by BMJ Publishing Group Limited (BMJ) and may not have been peer-reviewed. Any opinions or recommendations discussed are solely those of the author(s) and are not endorsed by BMJ. BMJ disclaims all liability and responsibility arising from any reliance placed on the content. Where the content includes any translated material, BMJ does not warrant the accuracy and reliability of the translations (including but not limited to local regulations, clinical guidelines, terminology, drug names and drug dosages), and is not responsible for any error and/or omissions arising from translation and adaptation or otherwise.

Open access This is an open access article distributed in accordance with the Creative Commons Attribution 4.0 Unported (CC BY 4.0) license, which permits others to copy, redistribute, remix, transform and build upon this work for any purpose, provided the original work is properly cited, a link to the licence is given, and indication of whether changes were made. See: <https://creativecommons.org/licenses/by/4.0/>.

ORCID iDs

Thomas D Brothers <http://orcid.org/0000-0002-5570-5556>

Dan Lewer <http://orcid.org/0000-0003-3698-7196>

Matthew Bonn <http://orcid.org/0000-0002-6406-0171>

Duncan Webster <http://orcid.org/0000-0001-7692-7150>

Magdalena Harris <http://orcid.org/0000-0001-8718-8226>

REFERENCES

- 1 Larney S, Peacock A, Mathers BM, *et al*. A systematic review of injecting-related injury and disease among people who inject drugs. *Drug Alcohol Depend* 2017;171:39–49.
- 2 Robertson R, Broers B, Harris M. Injecting drug use, the skin and vasculature. *Addiction* 2021;116:1914–24.
- 3 Trayner KMA, Weir A, McAuley A, *et al*. A pragmatic harm reduction approach to manage a large outbreak of wound botulism in people who inject drugs, Scotland 2015. *Harm Reduct J* 2018;15:36.
- 4 Wurcel AG. Drug-Associated infective endocarditis trends: what's all the buzz about? *Ann Intern Med* 2019;170:68.
- 5 Oh DHW, Wurcel AG, Tybor DJ, *et al*. Increased mortality and reoperation rates after treatment for septic arthritis of the knee in

- people who inject drugs: nationwide inpatient sample, 2000–2013. *Clin Orthop Relat Res* 2018;476:1557–65.
- 6 Serota DP, Barocas JA, Springer SA. Infectious complications of addiction: a call for a new subspecialty within infectious diseases. *Clin Infect Dis* 2020;70:968–72.
 - 7 Lewer D, Freer J, King E, et al. Frequency of health-care utilization by adults who use illicit drugs: a systematic review and meta-analysis. *Addiction* 2020;115:1011–23.
 - 8 Lewer D, Hope VD, Harris M, Dan L, Magdalena H, et al. Incidence and treatment costs of severe bacterial infections among people who inject heroin: a cohort study in South London, England. *Drug Alcohol Depend* 2020;212:108057.
 - 9 Wright T, Hope V, Ciccarone D, et al. Prevalence and severity of abscesses and cellulitis, and their associations with other health outcomes, in a community-based study of people who inject drugs in London, UK. *PLoS One* 2020;15:e0235350.
 - 10 Weir MA, Slater J, Jandoc R, et al. The risk of infective endocarditis among people who inject drugs: a retrospective, population-based time series analysis. *CMAJ* 2019;191:E93–9.
 - 11 Coverdale NS, Brogly SB, Payne D, et al. Rates of infective endocarditis in substance use disorder and associated costs in Ontario. *Can J Addict* 2019;10:36–43.
 - 12 Mosseler K, Materniak S, Brothers TD, et al. Epidemiology, microbiology, and clinical outcomes among patients with intravenous drug use-associated infective endocarditis in new Brunswick. *CJC Open* 2020;2:379–85.
 - 13 Lewer D, Harris M, Hope V. Opiate Injection-Associated skin, soft tissue, and vascular infections, England, UK, 1997–2016. *Emerg Infect Dis* 2019;1400–3.
 - 14 Bates MC, Annie F, Jha A, et al. Increasing incidence of IV-drug use associated endocarditis in southern West Virginia and potential economic impact. *Clin Cardiol* 2019;42:432–7.
 - 15 Deo SV, Raza S, Kalra A, et al. Admissions for Infective Endocarditis in Intravenous Drug Users. *J Am Coll Cardiol* 2018;71:1596–7.
 - 16 Fleischauer AT, Ruhl L, Rhea S, et al. Hospitalizations for endocarditis and associated health care costs among persons with diagnosed drug dependence — North Carolina, 2010–2015. *MMWR Morb Mortal Wkly Rep* 2017;66:569–73.
 - 17 Schranz AJ, Fleischauer A, Chu VH, et al. Trends in drug Use-Associated infective endocarditis and heart valve surgery, 2007 to 2017: a study of statewide discharge data. *Ann Intern Med* 2019;170:31.
 - 18 Wurcel AG, Anderson JE, Chui KKH, et al. Increasing infectious endocarditis admissions among young people who inject drugs. *Open Forum Infect Dis* 2016;3:ofw157.
 - 19 Barocas JA, Eftekhari Yazdi G, Savinkina A, et al. Long-Term infective endocarditis mortality associated with injection opioid use in the United States: a modeling study. *Clin Infect Dis* 2020. doi:10.1093/cid/ciaa1346. [Epub ahead of print: 09 Sep 2020].
 - 20 Wright A, Otome O, Harvey C, et al. The current epidemiology of injecting drug Use-Associated infective endocarditis in Victoria, Australia in the midst of increasing crystal methamphetamine use. *Heart Lung Circ* 2018;27:484–8.
 - 21 Asgeirsson H, Thalme A, Weiland O. Low mortality but increasing incidence of Staphylococcus aureus endocarditis in people who inject drugs: experience from a Swedish referral hospital. *Medicine* 2016;95:e5617.
 - 22 Gordon RJ, Lowy FD. Bacterial infections in drug users. *N Engl J Med* 2005;353:1945–54.
 - 23 Dwyer R, Topp L, Maher L, et al. Prevalences and correlates of non-viral injecting-related injuries and diseases in a convenience sample of Australian injecting drug users. *Drug Alcohol Depend* 2009;100:9–16.
 - 24 Hope VD, Hickman M, Parry JV, et al. Factors associated with recent symptoms of an injection site infection or injury among people who inject drugs in three English cities. *Int J Drug Policy* 2014;25:303–7.
 - 25 Phillips KT, Stein MD. Risk practices associated with bacterial infections among injection drug users in Denver, Colorado. *Am J Drug Alcohol Abuse* 2010;36:92–7.
 - 26 Roux P, Donadille C, Magen C, et al. Implementation and evaluation of an educational intervention for safer injection in people who inject drugs in Europe: a multi-country mixed-methods study. *Int J Drug Policy* 2021;87:102992.
 - 27 Stein MD, Phillips KT, Herman DS, et al. Skin-cleaning among hospitalized people who inject drugs: a randomized controlled trial. *Addiction* 2021;116:1122–30.
 - 28 Bourgois P, Holmes SM, Sue K, et al. Structural vulnerability: Operationalizing the concept to address health disparities in clinical care. *Acad Med* 2017;92:299–307.
 - 29 Dasgupta N, Beletsky L, Ciccarone D. Opioid crisis: no easy fix to its social and economic determinants. *Am J Public Health* 2018;108:182–6.
 - 30 Okechukwu C, Davison K, Emmons K. Changing Health Behaviors in a Social Context. In: Berkman LF, Kawachi I, Glymour MM, eds. *Social epidemiology*. Oxford University Press, 2014: 365–95.
 - 31 Glass TA, McAtee MJ. Behavioral science at the crossroads in public health: extending horizons, envisioning the future. *Soc Sci Med* 2006;62:1650–71.
 - 32 Luchenski S, Maguire N, Aldridge RW, et al. What works in inclusion health: overview of effective interventions for marginalised and excluded populations. *Lancet* 2018;391:266–80.
 - 33 Strathdee SA, Hallett TB, Bobrova N, et al. Hiv and risk environment for injecting drug users: the past, present, and future. *Lancet* 2010;376:268–84.
 - 34 Rhodes T. The 'risk environment': a framework for understanding and reducing drug-related harm. *Int J Drug Policy* 2002;13:85–94.
 - 35 Rhodes T. Risk environments and drug harms: a social science for harm reduction approach. *Int J Drug Policy* 2009;20:193–201.
 - 36 Rhodes T, Singer M, Bourgois P, et al. The social structural production of HIV risk among injecting drug users. *Soc Sci Med* 2005;61:1026–44.
 - 37 Collins AB, Boyd J, Cooper HLF, et al. The intersectional risk environment of people who use drugs. *Soc Sci Med* 2019;234:112384.
 - 38 Rhodes T, Simic M. Transition and the HIV risk environment. *BMJ* 2005;331:220–3.
 - 39 Harris M, Rhodes T. Hepatitis C treatment access and uptake for people who inject drugs: a review mapping the role of social factors. *Harm Reduct J* 2013;10:7.
 - 40 McLean K. "There's nothing here": Deindustrialization as risk environment for overdose. *Int J Drug Policy* 2016;29:19–26.
 - 41 McNeil R, Small W. 'Safer environment interventions': a qualitative synthesis of the experiences and perceptions of people who inject drugs. *Soc Sci Med* 2014;106:151–8.
 - 42 Harris M, Scott J, Hope V, et al. Navigating environmental constraints to injection preparation: the use of saliva and other alternatives to sterile water among unstably housed PWID in London. *Harm Reduct J* 2020;17:24.
 - 43 Unsigned. Heart infection projected to kill one in five people who inject opioids by 2030. Filter, 2020. Available: <https://filtermag.org/opioids-endocarditis-deaths/> [Accessed 9 Dec 2020].
 - 44 Harris M. Normalised pain and severe health care delay among people who inject drugs in London: adapting cultural safety principles to promote care. *Soc Sci Med* 2020;260:113183.
 - 45 Perlman DC, Jordan AE. The Syndemic of opioid misuse, overdose, HCV, and HIV: Structural-Level causes and interventions. *Curr HIV/AIDS Rep* 2018;15:96–112.
 - 46 Blankenship KM, Friedman SR, Dworkin S, et al. Structural interventions: concepts, challenges and opportunities for research. *J Urban Health* 2006;83:59–72.
 - 47 Moher D, Shamseer L, Clarke M, et al. Preferred reporting items for systematic review and meta-analysis protocols (PRISMA-P) 2015 statement. *Syst Rev* 2015;4:1.
 - 48 Shamseer L, Moher D, Clarke M, et al. Preferred reporting items for systematic review and meta-analysis protocols (PRISMA-P) 2015: elaboration and explanation. *BMJ* 2015;349:g7647.
 - 49 Moola S, Munn Z, Sears K. Conducting systematic reviews of association (etiology): The Joanna Briggs Institute's approach. *JBI Evid Implement* 2015;13:163–9.
 - 50 Pluye P, Hong QN. Combining the power of stories and the power of numbers: mixed methods research and mixed studies reviews. *Annu Rev Public Health* 2014;35:29–45.
 - 51 Pluye P, Hong QN, Bush PL, et al. Opening-up the definition of systematic literature review: the plurality of worldviews, methodologies and methods for reviews and syntheses. *J Clin Epidemiol* 2016;73:2–5.
 - 52 Tricco AC, Antony J, Soobiah C, et al. Knowledge synthesis methods for integrating qualitative and quantitative data: a scoping review reveals poor operationalization of the methodological steps. *J Clin Epidemiol* 2016;73:29–35.
 - 53 Dixon-Woods M, Agarwal S, Jones D, et al. Synthesising qualitative and quantitative evidence: a review of possible methods. *J Health Serv Res Policy* 2005;10:45–53.
 - 54 Heyvaert M, Hannes K, Onghena P. *Using mixed methods research synthesis for literature reviews: the mixed methods research synthesis approach*. SAGE Publications, 2016.
 - 55 Sandelowski M, Leeman J, Knaf K, et al. Text-in-context: a method for extracting findings in mixed-methods mixed research synthesis studies. *J Adv Nurs* 2013;69:1428–37.

- 56 Rhodes T, Wagner K, Strathdee SA. Structural Violence and Structural Vulnerability Within the Risk Environment: Theoretical and Methodological Perspectives for a Social Epidemiology of HIV Risk Among Injection Drug Users and Sex Workers. In: O'Campo P, Dunn JR, eds. *Rethinking social epidemiology: towards a science of change*. Dordrecht: Springer Netherlands, 2012: 205–30.
- 57 Lambdin BH, Bluthenthal RN, Zibbell JE, et al. Associations between perceived illicit fentanyl use and infectious disease risks among people who inject drugs. *Int J Drug Policy* 2019;74:299–304.
- 58 Linton SL, Celentano DD, Kirk GD, et al. The longitudinal association between homelessness, injection drug use, and injection-related risk behavior among persons with a history of injection drug use in Baltimore, MD. *Drug Alcohol Depend* 2013;132:457–65.
- 59 Genberg BL, Gange SJ, Go VF, et al. Trajectories of injection drug use over 20 years (1988–2008) in Baltimore, Maryland. *Am J Epidemiol* 2011;173:829–36.
- 60 Bundle N, Bubba L, Coelho J, et al. Ongoing outbreak of invasive and non-invasive disease due to group A *Streptococcus* (gas) type emm66 among homeless and people who inject drugs in England and Wales, January to December 2016. *Euro Surveill* 2017;22. doi:10.2807/1560-7917.ES.2017.22.3.30446. [Epub ahead of print: 19 Jan 2017].
- 61 Parikh MP, Octaria R, Kainer MA. Methicillin-Resistant *Staphylococcus aureus* Bloodstream Infections and Injection Drug Use, Tennessee, USA, 2015–2017. *Emerg Infect Dis* 2020;26:446–53.
- 62 Greenhalgh T, Peacock R. Effectiveness and efficiency of search methods in systematic reviews of complex evidence: audit of primary sources. *BMJ* 2005;331:1064–5.
- 63 Krüsi A, Wood E, Montaner J, et al. Social and structural determinants of HAART access and adherence among injection drug users. *Int J Drug Policy* 2010;21:4–9.
- 64 Milloy M-JS, Marshall BDL, Kerr T, et al. Social and structural factors associated with HIV disease progression among illicit drug users: a systematic review. *AIDS* 2012;26:1049–63.
- 65 Gicquelais RE, Werb D, Marks C, et al. Prevalence and correlates of providing and receiving assistance with the transition to injection drug use. *Epidemiol Rev* 2020;42:4–18.
- 66 Alvarez E, Joshi S, Lokker C, et al. Health programmes and services addressing the prevention and management of infectious diseases in persons who inject drugs in Canada: a systematic integrative review protocol. *BMJ Open* 2020;10:e035188.
- 67 Kudrina I, Puzhko S, Filion KB. Effectiveness of interventions for prevention of common infections in people who use opioids: a protocol for a systematic review of systematic reviews (Preprint). *ResearchSquare*.
- 68 Shah M, Wong R, Ball L, et al. Risk factors of infective endocarditis in persons who inject drugs. *Harm Reduct J* 2020;17:35.
- 69 Silverman M, Slater J, Jandoc R, et al. Hydromorphone and the risk of infective endocarditis among people who inject drugs: a population-based, retrospective cohort study. *Lancet Infect Dis* 2020;20:487–97.
- 70 Ciccarone D, Unick GJ, Cohen JK, et al. Nationwide increase in hospitalizations for heroin-related soft tissue infections: associations with structural market conditions. *Drug Alcohol Depend* 2016;163:126–33.
- 71 Harris M, Scott J, Wright T, et al. Injecting-related health harms and overuse of acidifiers among people who inject heroin and crack cocaine in London: a mixed-methods study. *Harm Reduct J* 2019;16:60.
- 72 Yeung A, Weir A, Austin H, et al. Assessing the impact of a temporary class drug order on ethylphenidate-related infections among people who inject drugs in Lothian, Scotland: an interrupted time-series analysis. *Addiction* 2017;112:1799–807.
- 73 Trayner KMA, McAuley A, Palmateer NE, et al. Increased risk of HIV and other drug-related harms associated with injecting in public places: national bio-behavioural survey of people who inject drugs. *Int J Drug Policy* 2020;77:102663.
- 74 Hong QN, Fàbregues S, Bartlett G, et al. The mixed methods appraisal tool (MMAT) version 2018 for information professionals and researchers. *EFI* 2018;34:285–91.
- 75 Hong QN, Pluye P. A conceptual framework for critical appraisal in systematic mixed studies reviews. *J Mix Methods Res* 2019;13:446–60.
- 76 Hsieh H-F, Shannon SE. Three approaches to qualitative content analysis. *Qual Health Res* 2005;15:1277–88.
- 77 Deeks JJ, Higgins JP, Altman DG. Analysing data and undertaking meta-analyses. In: *Cochrane Handbook for Systematic Reviews of Interventions*. John Wiley & Sons, Ltd, 2019: 241–84.
- 78 Platt L, Grenfell P, Meiksin R, et al. Associations between sex work laws and sex workers' health: a systematic review and meta-analysis of quantitative and qualitative studies. *PLoS Med* 2018;15:e1002680.
- 79 Bonn M, Palayew A, Bartlett S, et al. Addressing the Syndemic of HIV, hepatitis C, overdose, and COVID-19 among people who use drugs: the potential roles for decriminalization and safe supply. *J Stud Alcohol Drugs* 2020;81:556–60.
- 80 Brothers TD, Bonn M. Patient-Centred care in opioid agonist treatment could improve outcomes. *CMAJ* 2019;191:E460–1.
- 81 Bonn M, Touesnard N, Cheng B. Barriers and facilitators to accessing and providing a safe supply of drugs during COVID-19 and beyond: a scoping review. *Submitted*.
- 82 Brothers TD, Fraser J, MacAdam E, et al. Implementation and evaluation of a novel, unofficial, trainee-organized Hospital addiction medicine consultation service. *Subst Abuse* 2020:1–8.
- 83 Brothers TD, Webster D. Multidisciplinary infective endocarditis care teams should address substance use disorders and harm reduction services. *Open Heart* 2018;4 <https://openheart.bmj.com/content/4/2/e000699.responses#multidisciplinary-infective-endocarditis-care-teams-should-address-substance-use-disorders-and-harm-reduction-services>
- 84 Brothers TD, Fraser J, Webster D. Caring for people who inject drugs when they are admitted to hospital. *CMAJ* 2021;193:E423–4.
- 85 Friedman SR, Krawczyk N, Perlman DC, et al. The Opioid/Overdose crisis as a Dialectics of pain, despair, and one-sided struggle. *Front Public Health* 2020;8:540423.
- 86 McCall J, Pauly B. Sowing a seed of safety: providing culturally safe care in acute care settings for people who use drugs. *JMHAN* 2019;3:e1–7.
- 87 Lennox R, Martin L, Brimmer C, et al. Hospital policy as a harm reduction intervention for people who use drugs. *Int J Drug Policy* 2021;97:103324.
- 88 Turner S. Numerous outbreaks amongst homeless and injection drug-using populations raise concerns of an evolving syndemic in London, Canada. *Epidemiol Infect* 2020;148:e160.
- 89 Tiako MJN, Mszar R, Brooks C. Cardiac surgeons' treatment approaches for infective endocarditis based on patients' substance use history. *Semin Thorac Cardiovasc Surg* 2020.
- 90 KR A, JGY L, Tam DY. Infective endocarditis secondary to injection drug use: a survey of Canadian cardiac surgeons. *Ann Thorac Surg* 2020.
- 91 Buchanan NE, Lennox RB, Whitlock R, et al. Making the cut: perspectives on the surgical management of infective endocarditis among people who use intravenous drugs. *Can J Cardiol* 2019;35:1416–8.
- 92 Harris M, Rhodes T. Venous access and care: harnessing pragmatics in harm reduction for people who inject drugs. *Addiction* 2012;107:1090–6.
- 93 Friedman SR, Neaigus A, Jose B, et al. Networks and HIV risk: an introduction to social network analysis for harm reductionists. *Int J Drug Policy* 1998;9:461–9.
- 94 Al-Rawahi GN, Schreder AG, Porter SD, et al. Methicillin-resistant *Staphylococcus aureus* nasal carriage among injection drug users: six years later. *J Clin Microbiol* 2008;46:477–9.
- 95 Kimura AC, Higa JI, Levin RM, et al. Outbreak of necrotizing fasciitis due to *Clostridium sordellii* among black-tar heroin users. *Clin Infect Dis* 2004;38:e87–91.
- 96 Price EP, Seymour ML, Sarovich DS, et al. Molecular epidemiologic investigation of an anthrax outbreak among heroin users, Europe. *Emerg Infect Dis* 2012;18:1307–13.
- 97 Pantell MS, Adler-Milstein J, Wang MD, et al. A call for social informatics. *J Am Med Inform Assoc* 2020;27:1798–801.

Supplementary materials for the article:

Social and structural determinants of injecting-related bacterial and fungal infections among people who inject drugs: protocol for a mixed studies systematic review

Thomas D. Brothers^{1,2}; Dan Lewer¹; Matthew Bonn³; Duncan Webster^{2,4}; Magdalena Harris⁵

¹UCL Collaborative Centre for Inclusion Health, Institute of Epidemiology & Health Care, University College London (UCL), London, UK

²Department of Medicine, Dalhousie University, Halifax, Canada

³Canadian Association of People who Use Drugs (CAPUD), Dartmouth, Canada

⁴Division of Infectious Diseases, Saint John Regional Hospital, Saint John, Canada

⁵Department of Public Health, Environments and Society, London School of Hygiene and Tropical Medicine (LSHTM), London, UK

This material supplements, but does not replace, the peer-reviewed article in BMJ Open

Supplementary appendix Table 1. Pilot search strategy developed in PubMed on February 1, 2021 (1,752 results)

Concepts	PubMed
People who inject drugs, or drug preparation and injection	<p> (“Substance-Related Disorders”[MeSH] OR “Substance Abuse, Intravenous”[MeSH] OR “Drug Users”[MeSH] OR “Needle Sharing”[MeSH] OR “people who inject drugs”[tiab] OR “persons who inject drugs”[tiab] OR PWID[tiab] OR “people who use drugs”[tiab] OR “persons who use drugs”[tiab] OR PWUD[tiab] OR “injection drug”[tiab] OR IDU[tiab] OR “intravenous drug”[tiab] OR IVDU[tiab] OR “drug abuse”[tiab] OR “illicit drugs”[MeSH] OR “illicit drug”[tiab] OR “illegal drug”[tiab] OR “Heroin”[MeSH] OR Heroin[tiab] OR “Heroin Dependence”[MeSH] OR “Opiate use disorder”[tiab] OR “opioid use disorder”[tiab] OR “opiate dependence”[tiab] OR “opioid dependence”[tiab] OR “opiate abuse”[tiab] OR “opioid abuse”[tiab] OR “substance use disorder”[tiab] OR “substance abuse”[tiab] OR “Cocaine”[MeSH] OR cocaine[tiab] OR “Crack Cocaine”[MeSH] OR “groin injecting”[tiab] OR “femoral injecting”[tiab] OR “Harm Reduction”[MeSH] OR “harm reduction”[tiab] OR “Needle-Exchange Programs”[MeSH] OR </p>

“needle exchange”[tiab] OR “syringe exchange”[tiab] OR “syringe services”[tiab] OR “syringe program”[tiab] OR

acidifier*[tiab] OR

“Opiate Substitution Treatment”[MeSH] OR “opiate substitution”[tiab] OR “opiate agonist”[tiab] OR “opioid substitution”[tiab] OR “opioid agonist”[tiab] OR

“Medications for opioid use disorder”[tiab] OR MOUD[tiab] OR

Methadone[tiab] OR

Buprenorphine[tiab] OR

Hydromorphone[tiab] OR morphine[tiab] or fentanyl[tiab])

Injecting-related
infections

AND

(“injection-related infections”[tiab] OR “injection-related infection”[tiab] OR

“bacterial infection”[tiab] OR “bacterial infections”[tiab] OR

Bacteremia[MeSH] OR bacteremia[tiab] OR

Fungemia[MeSH] OR

Cellulitis[MeSH] OR cellulitis[tiab] OR

Abscess[MeSH] OR abscess*[tiab] OR

“skin infection”[tiab] OR “skin infections”[tiab] OR

“skin and soft tissue”[tiab] OR SSTI*[tiab] OR

Endocarditis[MeSH] OR endocarditis[tiab] OR

Bone Diseases, Infectious[MeSH] OR

Osteomyelitis[MeSH] OR Osteomyelitis[tiab] OR

“septic arthritis”[tiab] OR

Central Nervous System Infections[MeSH] OR

Social and structural
determinants, or risk
environment

Gram-Positive Bacterial Infections[MeSH] OR

Candidiasis[MeSH])

AND

("risk factor"[tiab] OR "risk factors"[tiab] OR

correlate*[tiab] OR

determinant*[tiab] OR

environment*[tiab] OR

"social factors"[tiab] or "structural factors"[tiab] OR

Cohort*[tiab] OR

Longitudinal[tiab] OR

Prospective[tiab] OR retrospective[tiab] OR

Randomized[tiab] OR randomised[tiab] OR

Comparative[tiab] OR

Case-control[tiab] OR

Time-series[tiab] OR

Survey*[tiab] OR

Epidemiolog*[tiab] OR

Qualitative[tiab] OR

Interview[tiab] OR

Ethnograph*[tiab] OR

Mixed-methods[tiab] OR "mixed methods"[tiab] OR

gender[tiab] OR

homeless*[tiab] OR

race[tiab] OR racism[tiab] OR

incarcerat*[tiab] OR prison*[tiab] OR criminal*[tiab] OR

stigma*[tiab] OR discrimination[tiab] OR exclusion[tiab])

NOT ("case report"[Title]) NOT ("case series"[Title])

Filter: 2000-Present
