




BMJ Open Household cooking fuel type and childhood anaemia in sub-Saharan Africa: analysis of cross-sectional surveys of 123, 186 children from 29 countries

Iddrisu Amadu ^{1,2}, Abdul-Aziz Seidu ^{3,4,5}, Abdul-Rahaman Afitiri,⁶
Bright Opoku Ahinkorah ⁷, Sanni Yaya^{8,9}

To cite: Amadu I, Seidu A-A, Afitiri A-R, *et al.* Household cooking fuel type and childhood anaemia in sub-Saharan Africa: analysis of cross-sectional surveys of 123, 186 children from 29 countries. *BMJ Open* 2021;**11**:e048724. doi:10.1136/bmjopen-2021-048724

► Prepublication history for this paper is available online. To view these files, please visit the journal online (<http://dx.doi.org/10.1136/bmjopen-2021-048724>).

Received 06 January 2021
Accepted 30 June 2021



© Author(s) (or their employer(s)) 2021. Re-use permitted under CC BY-NC. No commercial re-use. See rights and permissions. Published by BMJ.

For numbered affiliations see end of article.

Correspondence to

Dr Abdul-Aziz Seidu;
abdul-aziz.seidu@stu.ucc.edu.gh

ABSTRACT

Objective This study sought to investigate the joint effect of household cooking fuel type and urbanicity (rural–urban residency) on anaemia among children under the age of five in sub-Saharan Africa.

Design We analysed cross-sectional data of 123, 186 children under the age of five from 29 sub-Saharan African countries gathered between 2010 and 2019 by the Demographic and Health Survey programme. Bivariate (χ^2 test of independence) and multilevel logistic regression were used to examine the effect of urbanicity-household cooking fuel type on childhood anaemia. Results were reported as adjusted odds ratios (aORs) with 95% CIs at $p < 0.05$.

Outcome measures Anaemia status of children.

Results More than half (64%) of children had anaemia. The percentage of children who suffered from anaemia was high in those born to mothers in Western Africa (75%) and low among those born in Southern Africa (54%). Children from rural households that depend on unclean cooking fuels (aOR=1.120; 95% CI 1.033 to 1.214) and rural households that depend on clean cooking fuels (aOR=1.256; 95% CI 1.080 to 1.460) were more likely to be anaemic as compared with children from urban households using clean cooking fuel. Child's age, sex of child, birth order, perceived birth size, age of mother, body mass index of mother, education, marital status, employment status, antenatal care, wealth quintile, household size, access to electricity, type of toilet facility, source of drinking water and geographic region had significant associations with childhood anaemia status.

Conclusions Our study has established a joint effect of type of household cooking fuel and urbanicity on anaemia among children under the age of five in sub-Saharan Africa. It is therefore critical to promote the usage of clean cooking fuels among households and women in rural areas. These should be done taking into consideration the significant child, maternal, household, and contextual factors identified in this study.

INTRODUCTION

In low/middle-income countries (LMICs), anaemia remains a major public health

Strengths and limitations of this study

- The major strength of this study is the use of recent nationally representative surveys, with relatively large sample sizes. This makes the findings generalisable to all under-five children in the countries we included in our study.
- Also, we employed rigorous statistical modelling to assess the effect of urbanicity-type of cooking fuel on childhood anaemia while controlling for theoretical and practical confounders.
- The study, however, is limited by the cross-sectional nature of the design employed for the data collection. Due to this, it is impossible to detect temporality of sequence.
- Considering that several proximal, intermediate and distal factors could moderate the effects of household cooking fuel type and urbanicity on child anaemia, we acknowledge that those considered in this study are not exhaustive. Based on data availability, practical relevance and parsimony, the variables included in this study were chosen.

problem which causes childhood mortality and morbidity.¹ Anaemia is a condition in which the haemoglobin (Hb) level is lower than the body's required amount for physiological activities.² According to WHO,³ about 273.2 million children suffer from anaemia globally with a general prevalence of 42.6%. However, its effects are disproportionate across regions, with sub-Saharan Africa (SSA) being one of the most affected with a startling prevalence rate of 62.3%.⁴

Anaemia is a major contributor to some of the serious adverse health conditions in children and affects their cognitive, behavioural and physical development.^{3 5–7} The notable causes of anaemia in children are multifactorial and include deficiency of iron, and other micronutrients such as folate, vitamin B12



and vitamin A; malaria, HIV and chronic diseases such as sickle cell disease.⁸

Apart from these causes, a major environmental cause of anaemia is indoor air pollution as a result of biomass fuel use in cooking in households.⁹ Household biomass fuel is a global air pollution issue that harms human health, the climate and the environment. About 3 billion people use biomass fuels such as plant residues, animal dung, wood and charcoal for daily domestic use.¹⁰ Inefficient combustion of these fuels could release harmful gases such as sulphur dioxide (SO₂), carbon monoxide (CO), nitrogen dioxide (NO₂), and particulate matter (PM).^{11 12} According to WHO,¹³ households that use biomass fuels are often exposed to peak indoor particulate matter (PM₁₀) levels greater than the air quality guidelines. The mechanism by which biomass fuels use could contribute to childhood anaemia are unknown. However, it has been postulated by Accinelli *et al*¹⁴ that biomass fuel exposure causes lung inflammation with elevated levels of interleukin 6 (IL-6), which produces in the liver hepcidin, a negative regulator of iron stores. However, studies have shown that biomass fuel expels high carbon monoxide levels which bind with Hb, form carboxyhaemoglobin and reduce the level of Hb in the blood, which could lead to functional anaemia, with an adequate Hb level. For instance, studies in India⁹ and Swaziland¹¹ found the prevalence of anaemia to be significantly high among children in households that rely on biomass fuels for cooking.

Apart from anaemia, evidence of other adverse health outcomes spanning respiratory illnesses, cancer and eye problems from indoor air pollution due to inefficient burning of biomass fuels for cooking in poorly ventilated settings exist.^{15–17} A majority of the burden is suffered by women who by custom are responsible for cooking and other household chores, and their children, especially, those below the age of 5.^{17 18} The prevalence of the burden is relatively low in urban areas where clean fuels like liquefied petroleum gas or natural gas and electricity are typically used. However, most rural residents mainly depend on biomass fuels.¹⁹ These fuels include among others wood, animal dung, twigs, and dry leaves, and crop residues such as straw and rice husks.²⁰ The high burden of adverse health outcomes among rural residents is that most of them often depend on unclean cooking fuels.^{16 21 22}

The associations between household biomass fuel use in cooking and important health variables of women and children such as adverse pregnancy outcomes (low birth weight, stillbirth)^{15 23} women health (body mass index (BMI), anaemia),^{15 24} and the health of children under 5 years of age (child weight, child anaemia)^{16 23} have been examined. Few studies have examined the association between household biomass fuel use, a notable source of indoor air pollution in LMICs and childhood anaemia in SSA. Further, critical to our understanding but absent in such subregional analysis by studies is the joint impact of household biomass fuel use and urbanicity on child

anaemia in SSA. This study, therefore, investigated the joint effect of household biomass fuel use for cooking and urbanicity on anaemia among children under the age of five in SSA.

METHODS

Data and sampling

Nationally representative data from the Demographic and Health Surveys (DHS) Program for 29 countries in SSA from 2010 to 2019 were acquired for analysis in this study. The DHS Program provides large secondary data gathered from surveys using probability sampling methods, following standard protocols that are internationally accepted. Different sets of questionnaires designed and pretested to ensure reliability and amenability for comparison of data gathered on various spatial and temporal scales are used in the survey. Some questionnaires the Program uses include the ‘children’s questionnaire’, ‘mother’s questionnaire’, ‘men’s questionnaire’ and ‘household questionnaire’. These questionnaires cover a broad range of variables cutting across demographics and anthropometrics, water and sanitation, health, wealth, nutrition among others. The Program recruits and trains field officers to collect accurate data and measurement of weight, height, anaemia using recommended guidelines and instruments. Data on other important variables such as household cooking fuel, urbanicity, wealth, water and sanitation are taken at the household level. The dataset used in this study are: Children’s Data—Children’s Recode, and Household Data—Household Recode (variable names: caseid; v000; v001 v007; v013; v102; v113; v116; v136; v149; v151; v152; v190; bord; b4; b8; m19; hw2; v457; v005; hhid; hv001, hv000; hv226).

Study countries

A sample of 123,182 was drawn from 29 countries (figure 1) across the five geographic regions—Western, Eastern, Central and Southern Africa in SSA. For a country to be selected, it must meet the following criteria: should be found in SSA based on the United Nations regional groupings; it must have a DHS dataset with standardised questions and observations on anaemia level of children under 5 years as well as household cooking fuel type, urbanicity, source of drinking water and type of toilet facility. Where multiple datasets exist for a country, the most recent dataset is used.

Definition of important variables

The dataset provided information on household cooking fuel type, source of drinking water and toilet facility type at the household level. The observations for household cooking fuel were classified into ‘clean’ and ‘unclean’ (polluting fuels) following the criteria used in previous studies^{25 26} (see table 1). The weight of the child at birth named as ‘birth weight’ was categorised as ‘underweight’ (<2.5 kg) and ‘normal’ (≥2.5 kg) (see Yaya *et al*²⁷). Also, the

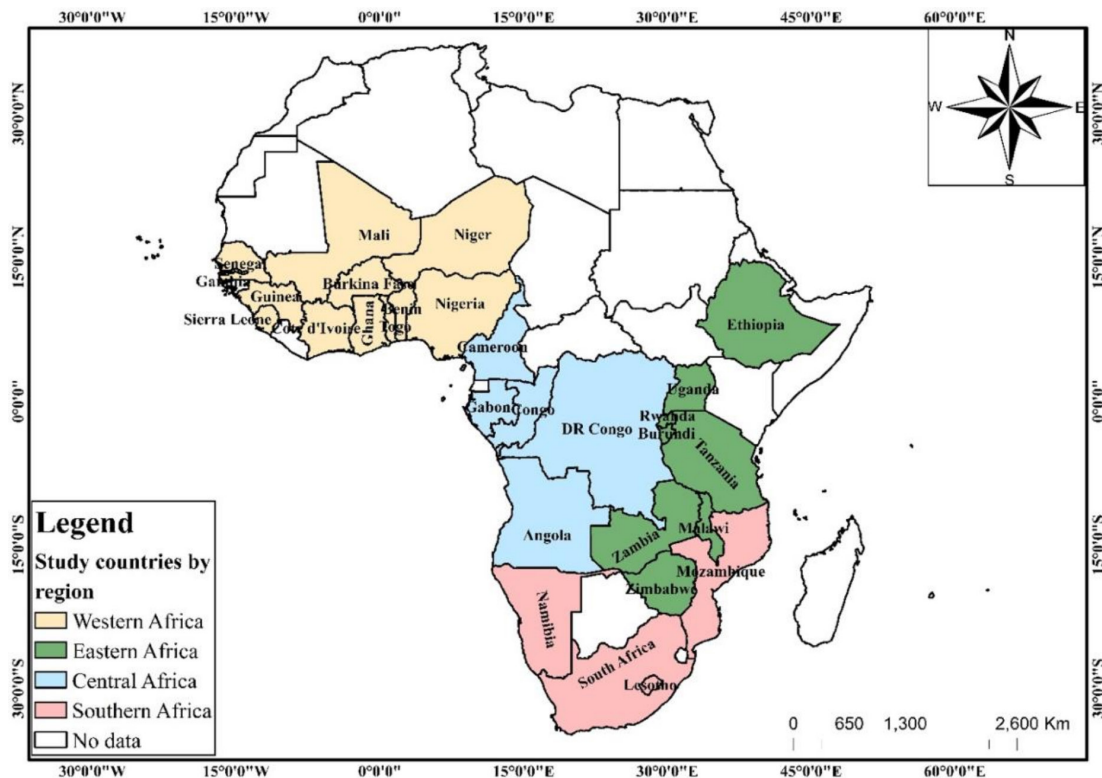


Figure 1 Map of study countries.

observations for the household source of drinking water and type of toilet facility were classified into ‘improved’ and ‘unimproved’ using the revised definitions by the WHO/UNICEF Joint Monitoring Programme report.²⁸ The improved and unimproved drinking water sources and toilet facilities categorisation as described by Armah *et al*²⁹ are summarised in Table 2.

Measures

Outcome variable

Anaemia status of children is the outcome variable considered in this study. According to DHS, the anaemia status of living children within the age bracket 0–4 years before the survey night was taken. It has its responses classified into four categories according to the WHO recommendation as (i) ‘not anaemic’ for children with Hb count (g/L) measuring above 110g/L; (ii) ‘mild anaemia’ for Hb count of 100–109g/L; (iii) ‘moderate anaemia’ for Hb

count between 70 and 99g/L and (iv) ‘severe anaemia’ for Hb count less than 70g/L. Children with no observations for anaemia count (not tested) and those whose mothers were not listed in the household questionnaire were excluded. Observations under mild, moderate and severe were combined and recoded as ‘1’ for ‘anaemic’ and observations under not anaemic was recoded as ‘0’ ‘normal’ (see Chandran and Kirby³⁰). This produced the dichotomous outcome variable ‘anaemia status’.

Main predictor variable

The predictor chosen for this study is a composite variable derived from household cooking fuel type and urbanicity. The selection of the predictor variable was based on parsimony, literature review, theoretical relevance as well as practical significance. Household cooking fuel type and urbanicity both had two categories since the former was classified as ‘clean’ and ‘unclean’ and the

Table 1 Classification of the source of drinking water and toilet facilities under the WHO/UNICEF Joint Monitoring Programme and cooking fuel

Service	Improved/clean	Unimproved/unclean
Drinking water sources	Piped water, boreholes or tube wells, protected dug wells, protected springs, rainwater, and packaged or delivered water	Unprotected dug well, unprotected spring, river, dam, lake, pond, stream, canal and irrigation canal
Type of toilet facilities	Flush/pour flush to piped sewer systems, septic tanks or pit latrines, ventilated improved pit latrines, composting toilets or pit latrines with slabs	Pit latrines without a slab or platform, hanging latrines or bucket latrines and open defecation
Cooking fuel type	Electricity, liquid petroleum gas, natural gas and biogas	Kerosene, coal/lignite, charcoal, wood, straw/shrubs/grass and animal dung

Table 2 Distribution of child anaemia status by predictor variables

Variable	Anaemia status			Anaemia status		
	Weighted n	Weighted %	Normal (%)	Weighted n	Weighted %	Normal (%)
Key predictor						
Urbanicity-type of cooking fuel (p<0.001)						
Unclean-urban	27 280	22	38	44 403	36	34
Clean-urban	10 480	9	43	77 975	64	36
Unclean-rural	83 261	68	34			
IClean-rural	1 388	1	42	7823	10	26
Individual-level characteristics				74 542	91	34
Child age (p<0.001)						
0	14 807	12	21	43 739	56	32
1	28 811	24	25	34 884	44	32
2	26 779	22	36			
3	26 716	22	43			
4	25 304	21	49	54 683	45	31
Sex of child (p<0.001)						
Male	61 873	51	34	24 810	20	35
Female	60 543	49	37	42 922	35	41
Birth order (p<0.001)						
1	25 382	21	37	49 586	41	38
2	59 156	48	36	56 844	46	35
3 and above	37 878	31	33	15 986	13	28
Perceived birth size (p<0.001)						
Larger than average	40 251	34	36	52 244	43	36
Average	58 862	50	36	54 249	44	35
Smaller than average	17 668	15	34	15 921	13	33
Don't know	1675	1	29			
Age of mother (p<0.001)						
15–19	5903	5	25	23 716	19	38
20–24	25 845	21	32			
25–29	33 385	27	36	85 532	70	34
30–34	26 993	22	37	36 875	30	40

Continued

Table 2 Continued

Variable	Anaemia status				Variable	Weighted n	Weighted %	Anaemia status		Weighted %	Anaemia status	
	Weighted n	Weighted n	Normal (%)	Anaemic (%)				Normal (%)	Anaemic (%)			
35–39	18 763	15	38	62	Improved	54 271	44	40	60			
40–44	8814	7	39	61	Unimproved	68 135	56	32	68			
45–49	2714	2	38	62	Source of drinking water (p<0.001)							
BMI of mother (p<0.001)					Improved	79 965	65	36	64			
Thin	10 392	10	30	70	Unimproved	42 441	35	34	66			
Normal	70 647	67	34	66	Contextual factor							
Obese	24 433	23	43	57	Geographic region (p<0.001)							
Education (p<0.001)					Western Africa	49 028	40	25	75			
No formal	48 650	40	28	72	Eastern Africa	48 674	40	44	56			
Primary	41 673	34	40	60	Central Africa	21 729	18	37	63			
Secondary	28 670	23	42	58	Southern Africa	2986	2	46	54			
Tertiary	3 423	3	52	48	N	123 182						
Marital status (p<0.001)					Anaemia status							
Never married	6 468	5	36	64								
Married	87 591	72	35	65								
Living with a partner	20 322	17	38	62	Normal	44 403	36					
Widowed/divorced/separated	8 036	7	39	61	Anaemic	77 975	64					



latter measured as 'rural' and 'urban' per the DHS. This, therefore, gave four mutually exclusive groups: unclean-urban (households relying on 'unclean' cooking fuel and found in urban areas); unclean-rural (households relying on 'unclean' cooking fuel and found in rural areas); clean-urban (households using 'clean' cooking fuels and found in urban areas) and clean-rural (households using 'clean' cooking fuels and found in rural areas). This variable combination technique has been widely applied in previous studies.^{29 31} Out of the four responses, 'clean-urban' was chosen as the reference category in the models. Even though urban residents are commonly exposed to outdoor pollution, emissions from household cooking fuels (indoor pollution) is a major problem to rural residents owing to their relatively high dependence on unclean cooking fuels.^{32 33} This formed the basis for the choice of reference category.

Covariates

There is a plethora of evidence on the independent associations between the type of household cooking fuel and urbanicity with childhood anaemia.^{14 22 33–35} Even though the UNICEF categorisation of the factors that influence the association between household cooking fuel and child anaemia—proximal, immediate and distal factors serves as a useful framework, for parsimony, practical and theoretical considerations, we categorise independent variables drawn from literature under 'individual-level characteristics', 'household characteristics' and 'contextual factors' (see Nambiema *et al*⁴ and Amadu *et al*³⁶). The individual-level characteristics considered in this study are child age in years (0, 1, 2, 3 and 4); sex of child (male, female); birth order (1, 2, 3 and above); perceived birth size (larger than average, average, smaller than average, don't know); birth weight (underweight, normal); age of the mother (15–19, 20–24, 25–29, 30–34, 35–39, 40–44, 45–49); body mass index (BMI) of the mother (thin, normal and obese); education (no formal, primary, secondary and tertiary); marital status (never married, married, living with a partner, widowed/divorced/separated); employment status (no, yes); number of antenatal care (ANC) by mother (no, yes); and number of postnatal care (PNC) by mother (no, yes).

The relevant household-level factors included in this study are wealth status (poor, middle, rich); household size ('small' for those with 1–5 members; 'medium' 5–10 members and 'large' for more than 10 members); age of household head ('young-aged adults' for those age below 35; 'middle-aged adults' for those between 35 and 64 years and 'old-aged adults' for those 65 years and above); sex of household head (male, female); access to electricity (no, yes); type of toilet facility (improved, unimproved); and source of drinking water (improved, unimproved).

Finally, we adjusted for the effect of the contextual factor 'geographic region' (Western Africa, Eastern Africa, Central Africa, Southern Africa). Variables in this category of factors relate to the attributes of respondent's

neighbourhood, and opportunities and services that are space-bound.^{37 38}

Data analyses

The Stata V.14.0 MP (Stata Corporation) software was used for the analysis of data. The data were first declared as a survey dataset to prevent potential errors that could arise from the complex survey design using the 'svyset' command with the cluster, weighting and strata variables. To understand the distribution of childhood anaemia and the influence of predictive factors on anaemia, descriptive analysis was performed. Using ArcGIS V.10.6, the data were integrated with ESRI Shapefiles to construct a map of the study countries showing the distribution of childhood anaemia. We then determined the associations between the anaemia status of children under five and the relevant predictors using the χ^2 test of independence. These relationships were further examined by implementing five multilevel logistic regression models. The first model (model 0) with no independent variable indicated the variance in child anaemia as a result of clustering of the primary sampling units. In model I, only the main predictor variable (urbanicity-type of cooking fuel) was included. Model II adjusted for the individual-level characteristics. The effects of both individual-level and the relevant household-level factors were adjusted in model III. Model IV controlled the individual-level and household-level characteristics, and the contextual-level factors. The Akaike's Information Criterion was the model comparison metric estimated. Results were presented using adjusted ORs (aORs) at $p < 0.05$ and 95% CIs.

Patient and public involvement

Patients and the public were not involved in the design and conduct of this research.

RESULTS

Descriptive analysis

The study included 123,182 children under the age of 5 years from 29 countries in SSA. The percentage of children who suffered anaemia was 64%. The prevalence of anaemia was high in children born to mothers in Western Africa (75%) and low among those born in Southern Africa (54%) (figure 2). A majority (68%) of the children included in the survey were in rural households that used unclean cooking fuels, 24% were aged 1, 51% were male, 48% were of second birth order and 50% were of average size at birth. Most of the children included in the survey were born to mothers aged 25–29 (27%), mothers with normal BMI (67%), mothers with no formal education (40%), married mothers (72%), employed mothers (64%), mothers who attended ANC (91%) and mothers who did not attend PNC (56%). A majority of the children belonged to poor households (45%), households with medium size (46%), households with middle-aged adults heads (44%), households with male heads (81%),

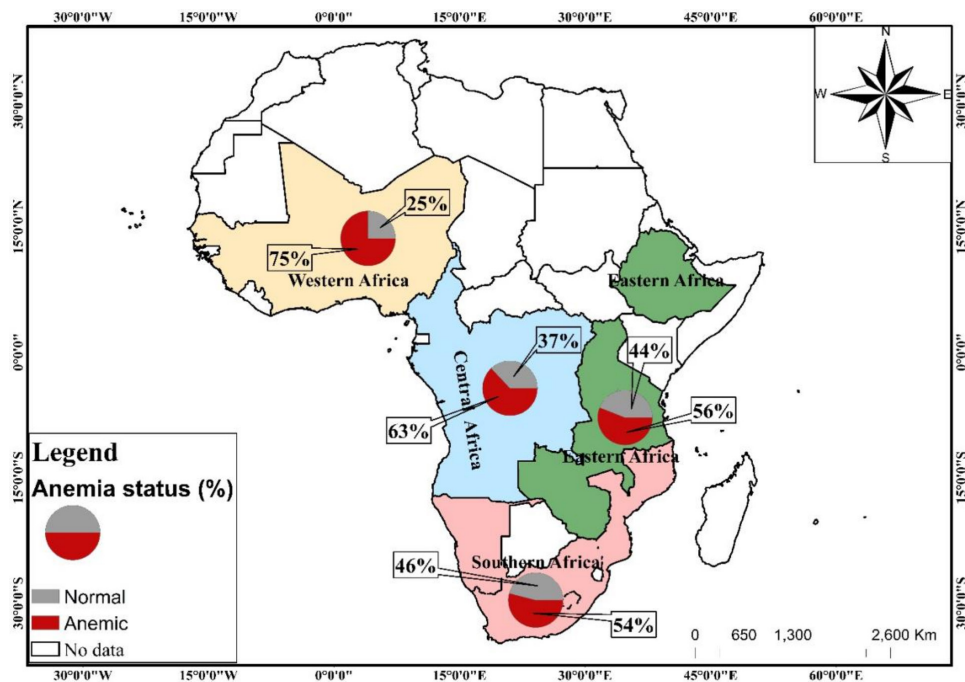


Figure 2 Map of study countries showing the distribution of children under age 5 years anaemia status.

households with no access to electricity (70%), households with an unimproved toilet facility (56%) and households with improved drinking water (65%). Most of the children included in the study were in Western Africa (40%) and Eastern Africa (40%). Significant differences in the distribution of anaemia status were found in all the in-predictor variables, except PNC attendance (table 2).

Multivariate analysis

Table 3 shows the multilevel logistic regression results on the joint effect of urbanicity and type of household cooking fuel on childhood anaemia in SSA. In model IV, the final model that controlled for all the variables including geographic region, it was found that children from rural households that depend on unclean cooking fuels (aOR=1.120; 95% CI 1.033 to 1.214) and rural households that depend on clean cooking fuels (aOR=1.256; 95% CI 1.080 to 1.460) were more likely to be anaemic as compared with children from urban households using clean cooking fuel.

The odds of childhood anaemia decreased with the age of the child. It was found that children aged 4 had the lowest odds (aOR=0.264; 95% CI 0.247 to 0.283) of suffering from anaemia compared with those less than 1 year (0). Female children were less likely to be anaemic compared with male children (aOR=0.857; 95% CI 0.829 to 0.887). Children with three or more birth orders were more likely to be anaemic compared with first birth order children (aOR=1.269; 95% CI 1.179 to 1.367). Children with smaller than average birth size were more likely to be anaemic compared with those who were larger than average (aOR=1.075; 95% CI 1.020 to 1.132).

The odds of anaemia in children under five were lower among those born to mothers aged 45–49 compared with

those aged 15–19 (aOR=0.559; 95% CI 0.484 to 0.645). Children born to mothers with normal BMI were less likely to be anaemic compared with born to children with thin mothers (aOR=0.923; 95% CI 0.870 to 0.979). Children born to mothers with tertiary educational level were less likely to be anaemic compared with those whose mothers had no formal education (aOR=0.534; 95% CI 0.480 to 0.595). Children born to widowed/divorced/separated mothers were more likely to be anaemic compared with those who were never married (aOR=1.102; 95% CI 1.003 to 1.211). Children born to mothers who attended ANC were less likely to be anaemic compared with those who never attended ANC (aOR=0.931; 95% CI 0.874 to 0.991).

The odds of anaemia in children under five was lower among children born to mothers in rich households compared with those born to mothers in poor households (aOR=0.888; 95% CI 0.844 to 0.935). Children born to mothers in larger households were more likely to be anaemic compared with those born to mothers in small households (aOR=1.240; 95% CI 1.163 to 1.321). Children born to mothers in households with access to electricity were less likely to be anaemic compared with those born to mothers in household without access to electricity (aOR=0.896; 95% CI 0.853 to 0.941). Children born to mothers who lived in households with improved source of drinking water were less likely to be anaemic compared with those born to mothers who lived in households with unimproved source of drinking water (aOR=1.046; 95% CI 1.008 to 1.086). Compared with children born to mothers who live in Western Africa, those born to mothers who live in Southern Africa were less likely to be anaemic (aOR=0.497; 95% CI 0.451 to 0.548) (see table 3).

Table 3 Multilevel logistic regression results on the joint effect of urbanicity and type of household cooking fuel on childhood anaemia

Variables	Model I			Model II			Model III			Model IV		
	aOR	95% CI		aOR	95% CI		aOR	95% CI		aOR	95% CI	
Fixed effects												
Urbanicity-type of cooking fuel												
Clean-urban	1		1			1			1			1
Unclean-urban	1.350***	1.286 to 1.418		1.229***	1.145 to 1.320		1.206***	1.122 to 1.297		1.063	0.987 to 1.146	
Unclean-rural	1.673***	1.600 to 1.750		1.211***	1.129 to 1.299		1.115**	1.032 to 1.205		1.120**	1.033 to 1.214	
Clean-rural	1.273***	1.144 to 1.416		1.317***	1.136 to 1.526		1.239**	1.067 to 1.438		1.256**	1.080 to 1.460	
Child age												
0			1									
1				0.803***	0.762 to 0.847		0.804***	0.762 to 0.847		0.799***	0.758 to 0.844	
2				0.498***	0.471 to 0.362		0.500***	0.473 to 0.528		0.493***	0.466 to 0.521	
3				0.341***	0.321 to 0.362		0.345***	0.325 to 0.367		0.342***	0.322 to 0.364	
4				0.261***	0.244 to 0.279		0.265***	0.247 to 0.284		0.264***	0.247 to 0.283	
Sex of child												
Male			1			1						1
Female				0.862***	0.834 to 0.891		0.861***	0.833 to 0.890		0.857***	0.829 to 0.887	
Birth order												
1			1			1						1
2				1.152***	1.092 to 1.216		1.124***	1.065 to 1.186		1.121***	1.061 to 1.184	
3 and above				1.397***	1.302 to 1.498		1.258***	1.170 to 1.353		1.269***	1.179 to 1.367	
Perceived birth size												
Larger than average			1			1						1
Average				1.004	0.968 to 1.041		1.015	0.978 to 1.053		1.052**	1.014 to 1.093	
smaller than average				1.026	0.975 to 1.08		1.026	0.975 to 1.080		1.075**	1.020 to 1.132	
Don't know				1.184*	1.009 to 1.39		1.178*	1.003 to 1.384		1.129	0.960 to 1.328	
Age of mother												
15–19			1			1						1
20–24				0.802***	0.735 to 0.875		0.834***	0.763 to 0.910		0.869***	0.795 to 0.950	
25–29				0.658***	0.600 to 0.722		0.689***	0.628 to 0.756		0.733***	0.667 to 0.806	
30–34				0.586***	0.532 to 0.647		0.608***	0.550 to 0.671		0.667***	0.603 to 0.737	
35–39				0.538***	0.484 to 0.597		0.543***	0.488 to 0.604		0.602***	0.540 to 0.671	
40–44				0.526***	0.469 to 0.59		0.526***	0.468 to 0.592		0.599***	0.532 to 0.675	
45–49				0.497***	0.433 to 0.572		0.493***	0.428 to 0.568		0.559***	0.484 to 0.645	
BMI of mother												

Continued

Table 3 Continued

Variables	Model I			Model II			Model III			Model IV		
	aOR	95% CI		aOR	95% CI		aOR	95% CI		aOR	95% CI	
Thin	1		1	1		1	1		1		1	
Normal	0.955	0.901 to 1.012		0.970***	0.915 to 1.028		0.923**	0.870 to 0.979		0.923**	0.870 to 0.979	
Obese	0.816***	0.765 to 0.871		0.841***	0.787 to 0.898		0.780***	0.730 to 0.834		0.780***	0.730 to 0.834	
Education												
No formal	1		1	1		1	1		1		1	
Primary	0.531***	0.509 to 0.554		0.56803	0.545 to 0.592		0.779***	0.745 to 0.815		0.779***	0.745 to 0.815	
Secondary	0.502***	0.479 to 0.527		0.54016	0.514 to 0.567		0.676***	0.642 to 0.713		0.676***	0.642 to 0.713	
Tertiary	0.392***	0.354 to 0.435		0.43671	0.393 to 0.485		0.534***	0.480 to 0.595		0.534***	0.480 to 0.595	
Marital status												
Never married	1		1	1		1	1		1		1	
Married	1.071	0.996 to 1.152		1.161***	1.074 to 1.255		1.030	0.951 to 1.116		1.030	0.951 to 1.116	
Living with a partner	0.975	0.900 to 1.057		1.044	0.958 to 1.137		1.036	0.949 to 1.131		1.036	0.949 to 1.131	
Widowed/divorced/separated	0.979	0.893 to 1.072		1.062	0.968 to 1.165		1.102*	1.003 to 1.211		1.102*	1.003 to 1.211	
Employment status												
No	1		1	1		1	1		1		1	
Yes	0.968	0.934 to 1.004		0.982	0.947 to 1.018		0.911***	0.878 to 0.946		0.911***	0.878 to 0.946	
Antenatal care												
No	1		1	1		1	1		1		1	
Yes	0.912**	0.857 to 0.969		0.940*	0.884 to 1.000		0.931*	0.874 to 0.991		0.931*	0.874 to 0.991	
Wealth												
Poor	1		1	1		1	1		1		1	
Middle	0.928**	0.885 to 0.973		0.928**	0.885 to 0.973		0.917***	0.874 to 0.962		0.917***	0.874 to 0.962	
Rich	0.830***	0.790 to 0.873		0.830***	0.790 to 0.873		0.888***	0.844 to 0.935		0.888***	0.844 to 0.935	
Household size												
Small	1		1	1		1	1		1		1	
Medium	1.109***	1.066 to 1.156		1.109***	1.066 to 1.156		1.095***	1.051 to 1.142		1.095***	1.051 to 1.142	
Large	1.472***	1.383 to 1.566		1.472***	1.383 to 1.566		1.240***	1.163 to 1.321		1.240***	1.163 to 1.321	
Age of household head												
Young-aged adults	1		1	1		1	1		1		1	
Middle-aged adults	1.087***	1.041 to 1.136		1.087***	1.041 to 1.136		1.012	0.968 to 1.058		1.012	0.968 to 1.058	
Old-aged adults	1.088**	1.026 to 1.153		1.088**	1.026 to 1.153		0.966	0.910 to 1.025		0.966	0.910 to 1.025	
Sex of household head												
Male	1		1	1		1	1		1		1	

Continued

Table 3 Continued

Variables	Model 0		Model I		Model II		Model III		Model IV	
	aOR	95% CI	aOR	95% CI	aOR	95% CI	aOR	95% CI	aOR	95% CI
Female							0.945**	0.903 to 0.989	0.966	0.923 to 1.011
Access to electricity										
No							1			
Yes							1.090***	1.039 to 1.143	0.896***	0.853 to 0.941
Type of toilet facility										
Unimproved							1			
Improved							0.856***	0.824 to 0.889	0.927***	0.892 to 0.963
Source of drinking water										
Unimproved							1			
Improved							1.046**	1.008 to 1.085	1.046**	1.008 to 1.086
Geographic region										
Western Africa							1			
Eastern Africa									0.397***	0.380 to 0.415
Central Africa									0.562***	0.532 to 0.595
Southern Africa									0.497***	0.451 to 0.548
Random effects										
PSU variance (95% CI)	0.02 (0.02 to 0.03)		0.01 (0.02 to 0.03)		0.02 (0.01 to 0.03)		0.02 (0.01 to 0.03)		0.02 (0.01 to 0.03)	
ICC	0.007		0.007		0.006		0.005		0.005	
LR test	157.11***		162.27***		33.77***		32.09***		31.14***	
Wild χ^2	Reference		638.08***		5397.49***		5699.37***		7017.31***	
Model fitness										
Log-likelihood	-79 952		-79 633.85		-41 560.3		-41 341.3		-40 448.4	
AIC	2E+05		15 9277.7		83 182.53		82 764.6		80 984.8	
Number of clusters	1382		1382		1382		1382		1382	

*p<0.05; **p<0.01; ***p<0.001.

1, Ref; AIC, Akaike's information criterion; AOR, adjusted OR; ICC, Intraclass Correlation Coefficient; LR, Likelihood ratio; PSU, primary sampling units.

DISCUSSION

In this current study, our principal aim was to investigate the joint effect of household cooking fuel use and urbanicity on anaemia among children under the age of five in SSA. The study showed that children from rural households that depended on unclean cooking fuels were more likely to be anaemic compared with children from urban households using clean cooking fuel. This is in line with previous studies in various parts of the world such as Timor-Leste²¹ and India.^{16 22} Although this study was cross-sectional and could not claim causality, some studies¹⁶ have explained that exposure to unclean cooking fuels may lead to systemic inflammation which is regarded as a popular cause of anaemia, mediated by inflammatory cytokines such as tumour necrosis factor-alpha, IL-1, IL-6 and interferon- γ .^{16 39} The pathways by which these causes anaemia is that IL-6 increases with alveolus inflammation related to biomass pollution and hepcidin goes down, that stops the movement of Fe, causing anaemia by inflammation.^{16 39} Apart from the key independent variable, we controlled for other key factors associated with anaemia among children under five which are worth discussing in light of previous evidence.

We found that the birth weight of the child had a statistically significant association with anaemia. Specifically, children with normal weight had lower odds of being anaemic compared with underweight children. This aligns with previous studies in Ethiopia⁴⁰ and Brazil.⁴¹ Some previous studies espoused that there is a direct link between food consumption and anaemia. Due to this, in a household where there is no food security, it can affect the nutritional status of children, which could contribute to anaemia.^{42 43} Relatedly, we found that children in large households had higher odds of suffering from anaemia compared with those in a small household. This finding confirms a previous study in Ethiopia.⁴⁴ Insufficient consumption of appropriate quantity of nutrients due to the high numbers in the households could possibly account for this observation as explained by Asresie *et al.*⁴⁴

The study also established that the socioeconomic status (education and wealth) of women had a statistically significant association with childhood anaemia. Specifically, it was found that children whose mothers are in the rich wealth status, as well as those with tertiary level of education, have lower odds of being anaemic. This corroborates several previous studies in SSA and other countries such as Brazil,⁴⁵ Switzerland,⁴⁶ Myanmar (Burma)⁴⁷ and India.⁴⁸ There are three pathways to the explanation of this finding. First, on the supply side, children from households with high-socio economic status can buy nutritious foods for their children, unlike the poor ones who might not be able to afford three square meals a day. In other words, the poor might lack the resources to purchase nutritious foods for their children. Second, evidence also suggests that mothers in poor households are also anaemic and the probability of their children also being anaemic is high. Third, in terms of education, mothers who are highly educated can translate the health

education they receive during child welfare clinics into practice. Besides, those who are highly educated can recognise danger signs related to childhood illnesses that warrant emergency care.^{44 49}

Another major finding in our study was that the odds of suffering from anaemia decreased with the age of the child. This finding is supported by other studies conducted in Ethiopia,^{40 42 50 51} Ghana⁵² and Uganda.⁵³ This observation is expected due to the fact that children have their least Hb value at 6 months and they continue increasing their values as they age.⁵⁴ We also observed a statistically significant association between maternal age and child's anaemia. Specifically, children whose mothers are aged 45–49 and those aged 30–34 had the lowest odds of being anaemic. This is consistent with previous studies in Ethiopia.⁴⁴ It is possible that as mothers advance in age, they gain experiences with childcare and also, they are more likely to be exposed to education on appropriate practices on childhood nutrition compared with those who are adolescents. In line with a previous study,⁵⁵ we also found that children in female-headed households, middle-aged adults, old age adults were more likely to be anaemic compared with those in male-headed households; and households headed by young adults. Surprisingly, our study showed that children in households with an improved source of drinking water had higher odds of being anaemic. This is contrary to other empirical studies in Bangladesh,⁵⁶ India,²² Benin and Mali.⁵⁷ Longitudinal case-control studies coupled with qualitative evidence are needed to unravel this counter-intuitive finding.

It is worthy to discuss the methodological limitations inherent in this study. First, although we controlled for several confounders, we could only control for those that were in the datasets. Second, various contextual issues could possibly explain the results we obtained from this study, nonetheless, we used multi-level analysis to account for the contextual variations. The study is also limited by the cross-sectional nature of the design employed for the data collection. Due to this, it is impossible to detect the temporality of sequence.⁵⁸ There is also the possibility of error in measurement of the Hb levels, however, this is likely to be minimal since DHS uses standardised instruments across surveys and also uses experienced and well-trained data collectors. We did not also control for the dietary pattern and nutritional intake because the data are available for only children aged 6–23 months. In addition, we did not control for child's fever, diarrhoea and acute respiratory infection with anaemia since there are variations in the context, year and season of data collection across the surveys.^{58 59}

CONCLUSION

Our study found a joint effect of household cooking fuel and urbanicity on anaemia among children under the age of five in SSA. Apart from this, we also found that birth weight of the child, age of the child, maternal age, sex of household head, age of household head, maternal

education, wealth status, size of household, type of source of drinking water and country of residence are associated with childhood anaemia. The following recommendations are therefore made for policy and practice. First, it is critical to promote clean fuel usage among households and women in rural areas. This could be done by governments in various countries by enhancing access and subsidising the cost of natural and or, liquified petroleum gas and cylinders. It is, therefore, imperative to also improve road networks which can easily lead to accessible markets. Second, it is also important to advocate for improvement in female education which could lead to an improvement in the socioeconomic status of women. Third, there is the need for the installation of improved biomass stoves. Also, maternal education by community health nurses on the risk factors of anaemia is also strongly suggested. Stakeholders that seek to improve maternal and child health could also consider these associated factors.

Author affiliations

- ¹Department of Fisheries and Aquatic Sciences, University of Cape Coast, Cape Coast, Ghana
²Africa Centre of Excellence in Coastal Resilience, University of Cape Coast, Cape Coast, Ghana
³Department of Population and Health, University of Cape Coast, Cape Coast, Ghana
⁴College of Public Health, Medical and Veterinary Services, James Cook University, Townsville, Queensland, Australia
⁵Department of Estate Management, Takoradi Technical University, Takoradi, Ghana
⁶Department of Environmental Science, University of Cape Coast, Cape Coast, Ghana
⁷University of Technology Sydney, Sydney, New South Wales, Australia
⁸School of International Development and Global Studies, University of Ottawa, Ottawa, Ontario, Canada
⁹The George Institute for Global Health, Imperial College London, London, UK

Acknowledgements We acknowledge the Demographic Health Surveys for providing us with the data upon which the findings of this study were based. Special thanks to Mr Eric Duku for his support in the spatial representation of child anaemia.

Contributors IA conceptualised and designed the study. IA and A-RA performed the analysis. IA, A-AS, A-RA, BOA and SY drafted the initial draft. AS, AA, BOA and SY provided technical support and critically reviewed the manuscript for its intellectual content. SY had the final responsibility to submit for publication. All authors read and amended drafts of the paper and approved the final version.

Funding The authors have not declared a specific grant for this research from any funding agency in the public, commercial or not-for-profit sectors.

Disclaimer Ethics approval was not required for this study since the data are secondary and are available in the public domain. More details regarding DHS data and ethical standards are available at: <http://goo.gl/ny8T6X>.

Map disclaimer The inclusion of any map (including the depiction of any boundaries therein), or of any geographic or locational reference, does not imply the expression of any opinion whatsoever on the part of BMJ concerning the legal status of any country, territory, jurisdiction or area or of its authorities. Any such expression remains solely that of the relevant source and is not endorsed by BMJ. Maps are provided without any warranty of any kind, either express or implied.

Competing interests None declared.

Patient and public involvement Patients and/or the public were not involved in the design, or conduct, or reporting, or dissemination plans of this research.

Patient consent for publication Not required.

Ethics approval We used datasets provided by the Demographic Health Surveys programme and have not had any form of contact with the study participants. The programme obtains approval from the Ethics Boards of the various partner organisations and countries such as the Ministries of Health. The DHS programme

recognises and adheres to established international and local ethical standards and protocols in its surveys. The ICF International's Institutional Review Board (IRB) through The DHS programme's reviewed and approved all survey procedures and instruments used before implementation. The board aside from providing technical assistance to the programme ensures that the survey complies with the US Department of Health and Human Services regulations for the protection of human subjects CFR 46 as well as the laws of the individual countries. Further information regarding the DHS data usage and ethical standards can be accessed online (<https://dhsprogram.com/data/Access-Instructions.cfm>).

Provenance and peer review Not commissioned; externally peer reviewed.

Data availability statement Data are available in a public, open access repository. Data for this study were sourced from Demographic and Health surveys (DHS) and available here: <http://dhsprogram.com/data/available-datasets.cfm>.

Open access This is an open access article distributed in accordance with the Creative Commons Attribution Non Commercial (CC BY-NC 4.0) license, which permits others to distribute, remix, adapt, build upon this work non-commercially, and license their derivative works on different terms, provided the original work is properly cited, appropriate credit is given, any changes made indicated, and the use is non-commercial. See: <http://creativecommons.org/licenses/by-nc/4.0/>.

ORCID iDs

Iddrisu Amadu <http://orcid.org/0000-0003-4839-1197>
 Abdul-Aziz Seidu <http://orcid.org/0000-0001-9734-9054>
 Bright Opoku Ahinkorah <http://orcid.org/0000-0001-7415-895X>

REFERENCES

- 1 Ntenda PAM, Nkoka O, Bass P, *et al*. Maternal anemia is a potential risk factor for anemia in children aged 6-59 months in Southern Africa: a multilevel analysis. *BMC Public Health* 2018;18:650.
- 2 Roberts DJ, Matthews G, Snow RW, *et al*. Investigating the spatial variation and risk factors of childhood anaemia in four sub-Saharan African countries. *BMC Public Health* 2020;20:126.
- 3 Organization WH, others. *Haemoglobin concentrations for the diagnosis of anaemia and assessment of severity. vitamin and mineral nutrition information system*. Geneva: World Health Organization (WHO/NMH/NHD/MNM/111), 2011. <http://www.who.int/vmnis/indicators/haemoglobin.pdf>
- 4 Nambiema A, Robert A, Yaya I. Prevalence and risk factors of anemia in children aged from 6 to 59 months in Togo: analysis from Togo demographic and health survey data, 2013-2014. *BMC Public Health* 2019;19:215.
- 5 Engelmann B, Massberg S, Wintrobe MM. Thrombosis as an intravascular effector of innate immunity. *Nat Rev Immunol* 2013;13:34-45.
- 6 Soliman A, Abu-Hamila N, El-Ebiary M. Assessment of Biodentine as an indirect pulp capping material in young permanent molars. *Indian J Endocrinol Metab* 2019;16.
- 7 Wirth JP, Rohner F, Woodruff BA, *et al*. Anemia, Micronutrient Deficiencies, and Malaria in Children and Women in Sierra Leone Prior to the Ebola Outbreak - Findings of a Cross-Sectional Study. *PLoS One* 2016;11:e0155031.
- 8 Organization WH, others. *Global nutrition targets 2025: anaemia policy brief*. Geneva: World Health Organization, 2014.
- 9 Mishra V, Retherford RD. Does biofuel smoke contribute to anaemia and stunting in early childhood? *Int J Epidemiol* 2007;36:117-29.
- 10 van Gemert F, Chavannes N, Kirenga B, *et al*. Socio-Economic factors, gender and smoking as determinants of COPD in a low-income country of sub-Saharan Africa: fresh air Uganda. *NPJ Prim Care Respir Med* 2016;26:1-6.
- 11 Machisa M, Wichmann J, Nyasulu PS. Biomass fuel use for household cooking in Swaziland: is there an association with anaemia and stunting in children aged 6-36 months? *Trans R Soc Trop Med Hyg* 2013;107:535-44.
- 12 Woolley KE, Bagambe T, Singh A, *et al*. Investigating the association between wood and charcoal domestic cooking, respiratory symptoms and acute respiratory infections among children aged under 5 years in Uganda: a cross-sectional analysis of the 2016 demographic and health survey. *Int J Environ Res Public Health* 2020;17:3974.
- 13 Organization WH, others. *WHO Air quality guidelines for particulate matter, ozone, nitrogen dioxide and sulfur dioxide: global update 2005: summary of risk assessment*, 2006.
- 14 Accinelli RA, Leon-Abarca JA. Solid fuel use is associated with anemia in children. *Environ Res* 2017;158:431-5.

- 15 Amegah AK, Boachie J, Nāyhā S, *et al.* Association of biomass fuel use with reduced body weight of adult Ghanaian women. *J Expo Sci Environ Epidemiol* 2020;30:670–9.
- 16 Page CM, Patel A, Hibberd PL. Does smoke from biomass fuel contribute to anemia in pregnant women in Nagpur, India? A cross-sectional study. *PLoS One* 2015;10:e0127890.
- 17 Kyu HH, Georgiades K, Boyle MH. Biofuel smoke and child anemia in 29 developing countries: a multilevel analysis. *Ann Epidemiol* 2010;20:811–7.
- 18 Desai MA, Mehta S, Smith KR, *et al.* *Indoor smoke from solid fuels: assessing the environmental burden of disease at national and local levels.* World Health Organization, 2004.
- 19 Begum BA, Paul SK, Dildar Hossain M, *et al.* Indoor air pollution from particulate matter emissions in different households in rural areas of Bangladesh. *Buuld Environ* 2009;44:898–903.
- 20 Chakraborty D, Mondal NK, Datta JK. Indoor pollution from solid biomass fuel and rural health damage: a micro-environmental study in rural area of Burdwan, West Bengal. *Int J Sustain built Environ* 2014;3:262–71.
- 21 Pinto VS. *An analysis of association between using solid fuel and anemia among reproductive age women, 15-49 years old in Timor-Leste.* 2016.
- 22 Baranwal A, Baranwal A, Roy N. Association of household environment and prevalence of anemia among children under-5 in India. *Front Public Health* 2014;2:196.
- 23 Epstein MB, Bates MN, Arora NK, *et al.* Household fuels, low birth weight, and neonatal death in India: the separate impacts of biomass, kerosene, and coal. *Int J Hyg Environ Health* 2013;216:523–32.
- 24 Ali SA, Khan U, Feroz A. Prevalence and determinants of anemia among women of reproductive age in developing countries. *J Coll Physicians Surg Pak* 2020;30:177–86.
- 25 Naz S, Page A, Agho KE. Household air pollution from use of cooking fuel and under-five mortality: the role of breastfeeding status and kitchen location in Pakistan. *PLoS One* 2017;12:e0173256.
- 26 Sreeramareddy CT, Shidhaye RR, Sathiakumar N. Association between biomass fuel use and maternal report of child size at birth--an analysis of 2005-06 India Demographic Health Survey data. *BMC Public Health* 2011;11:403.
- 27 Yaya S, Uthman OA, Ekholuenetale M, *et al.* Effects of birth spacing on adverse childhood health outcomes: evidence from 34 countries in sub-Saharan Africa. *J Matern Fetal Neonatal Med* 2020;33:3501–8.
- 28 Organization WH, others. *Progress on drinking water, sanitation and hygiene: 2017 update and SDG baselines.* 2017.
- 29 Armah FA, Ekumah B, Yawson DO, *et al.* Access to improved water and sanitation in sub-Saharan Africa in a quarter century. *Heliyon* 2018;4:e00931.
- 30 Chandran V, Kirby RS. An analysis of maternal, social and household factors associated with childhood anemia. *Int J Environ Res Public Health* 2021;18. doi:10.3390/ijerph18063105. [Epub ahead of print: 17 03 2021].
- 31 Armah FA, Ekumah B, Yawson DO, *et al.* Predictive probabilities of access to clean cooking: evidence from the demographic and health surveys in 31 countries in sub-Saharan Africa. *Environ Justice* 2019;12:118–31.
- 32 Zhou N, Cui Z, Yang S, *et al.* Air pollution and decreased semen quality: a comparative study of Chongqing urban and rural areas. *Environ Pollut* 2014;187:145–52.
- 33 Hulin M, Caillaud D, Annesi-Maesano I. Indoor air pollution and childhood asthma: variations between urban and rural areas. *Indoor Air* 2010;20:502–14.
- 34 UNICEF. Clear the air for children: the impact of air pollution on children, 2016. Available: <https://www.unicef.org/media/60106/file%0A%0A>
- 35 Pathak U, Gupta NC, Suri JC. Risk of COPD due to indoor air pollution from biomass cooking fuel: a systematic review and meta-analysis. *Int J Environ Health Res* 2020;30:75–88.
- 36 Amadu I, Seidu A-A, Duku E, *et al.* The joint effect of maternal marital status and type of household cooking fuel on child nutritional status in sub-Saharan Africa: analysis of cross-sectional surveys on children from 31 countries. *Nutrients* 2021;13. doi:10.3390/nu13051541. [Epub ahead of print: 03 May 2021].
- 37 Mensah CA. Urban Green Spaces in Africa : Nature and Challenges 2014;4:1–11.
- 38 Ross CE, Mirowsky J. Neighborhood socioeconomic status and health: context or composition? *City Community* 2008;7:163–79.
- 39 Weiss G, Goodnough LT. Anemia of chronic disease. *N Engl J Med* 2005;352:1011–23.
- 40 Gebreegziabihir G, Etana B, Niggusie D. Determinants of anemia among children aged 6-59 months living in Kilte Awulaelo Woreda, Northern Ethiopia. *Anemia* 2014;2014:1–9.
- 41 Dos Santos RF, Gonzalez ESC, de Albuquerque EC, *et al.* Prevalence of anemia in under five-year-old children in a children's hospital in Recife, Brazil. *Rev Bras Hematol Hemoter* 2011;33:100–4.
- 42 Ali D, Saha KK, Nguyen PH, *et al.* Household food insecurity is associated with higher child undernutrition in Bangladesh, Ethiopia, and Vietnam, but the effect is not mediated by child dietary diversity. *J Nutr* 2013;143:2015–21.
- 43 Gebreweld A, Ali N, Ali R, *et al.* Prevalence of anemia and its associated factors among children under five years of age attending at Gugufu health center, South Wollo, northeast Ethiopia. *PLoS One* 2019;14:e0218961.
- 44 Asresie MB, Fekadu GA, Dagnaw GW. Determinants of anemia among children aged 6–59 months in Ethiopia: further analysis of the 2016 Ethiopian demographic health survey. *Adv Public Health* 2020;2020:1–6.
- 45 Muniz PT, Castro TGde, Araújo TSde, *et al.* Child health and nutrition in the Western Brazilian Amazon: population-based surveys in two counties in ACRE state. *Cad Saude Publica* 2007;23:1283–93.
- 46 Prieto-Patron A, Van der Horst K, Hutton ZV, *et al.* Association between anaemia in children 6 to 23 months old and child, mother, household and feeding indicators. *Nutrients* 2018;10:1269.
- 47 Zhao A, Zhang Y, Peng Y, *et al.* Prevalence of anemia and its risk factors among children 6-36 months old in Burma. *Am J Trop Med Hyg* 2012;87:306–11.
- 48 Pasricha S-R, Black J, Muthayya S, *et al.* Determinants of anemia among young children in rural India. *Pediatrics* 2010;126:e140–9.
- 49 Agbozo F, Colecraft E, Jahn A, *et al.* Understanding why child welfare clinic attendance and growth of children in the nutrition surveillance programme is below target: lessons learnt from a mixed methods study in Ghana. *BMC Nurs* 2018;17:25.
- 50 Abdi Guled R, Mamat NM, Balachew T. Predictors and prevalence of anemia, among children aged 6 to 59 months in shebelle zone, Somali region, eastern Ethiopia: a cross sectional study. *Int J Dev Res* 2017;7:11189–96.
- 51 Khan JR, Awan N, Misu F. Determinants of anemia among 6-59 months aged children in Bangladesh: evidence from nationally representative data. *BMC Pediatr* 2016;16:3.
- 52 Parbey P, Kyei-Duodu G, Takramah W, *et al.* Prevalence of anaemia and associated risk factors among children under five years in hohoe municipality, Ghana. *J Sci Res Rep* 2017;15:1–12.
- 53 Kuziga F, Adoke Y, Wanyenze RK. Prevalence and factors associated with anaemia among children aged 6 to 59 months in Namutumba district, Uganda: a cross-sectional study. *BMC Pediatr* 2017;17:25.
- 54 De Pee S, Bloem MW, Sari M, *et al.* The high prevalence of low hemoglobin concentration among Indonesian infants aged 3-5 months is related to maternal anemia. *J Nutr* 2002;132:2215–21.
- 55 Engidaye G, Melku M, Yalew A, *et al.* Under nutrition, maternal anemia and household food insecurity are risk factors of anemia among preschool aged children in Menz Gera Midir district, eastern Amhara, Ethiopia: a community based cross-sectional study. *BMC Public Health* 2019;19:968.
- 56 Khan JR, Awan N. A comprehensive analysis on child mortality and its determinants in Bangladesh using frailty models. *Arch Public Health* 2017;75:1–10.
- 57 Ngnie-Teta I, Receveur O, Kuate-Defo B. Risk factors for moderate to severe anemia among children in Benin and Mali: insights from a multilevel analysis. *Food Nutr Bull* 2007;28:76–89.
- 58 Kothari MT, Coile A, Huestis A, *et al.* Exploring associations between water, sanitation, and anemia through 47 nationally representative demographic and health surveys. *Ann N Y Acad Sci* 2019;1450:249.
- 59 Magadi M, Desta M. A multilevel analysis of the determinants and cross-national variations of HIV seropositivity in sub-Saharan Africa: evidence from the DHS. *Health Place* 2011;17:1067–83.