



BMJ Open Effects of cosmetic and other camouflage interventions on appearance-related and psychological outcomes among adults with visible differences in appearance: a systematic review

Shadi Gholizadeh,^{1,2,3} Danielle B Rice ,^{1,4} Andrea Carboni-Jiménez,^{1,2} Linda Kwakkenbos,⁵ Jill Boruff,⁶ Ankur Krishnan,¹ Vanessa L Malcarne,^{3,7} Brett D Thombs ,^{1,2,8,9,10,11} Scleroderma Patient-centered Intervention Network (SPIN) Body Image Patient Advisory Team

To cite: Gholizadeh S, Rice DB, Carboni-Jiménez A, *et al*. Effects of cosmetic and other camouflage interventions on appearance-related and psychological outcomes among adults with visible differences in appearance: a systematic review. *BMJ Open* 2021;**11**:e046634. doi:10.1136/bmjopen-2020-046634

► Prepublication history and supplemental material for this paper is available online. To view these files, please visit the journal online (<http://dx.doi.org/10.1136/bmjopen-2020-046634>).

Received 05 November 2020
Revised 15 February 2021
Accepted 17 February 2021



© Author(s) (or their employer(s)) 2021. Re-use permitted under CC BY-NC. No commercial re-use. See rights and permissions. Published by BMJ.

For numbered affiliations see end of article.

Correspondence to

Dr Brett D Thombs;
brett.thombs@mcgill.ca

ABSTRACT

Objective Visible differences in appearance are associated with poor social and psychological outcomes. Effectiveness of non-surgical cosmetic and other camouflage interventions is poorly understood. The objective was to evaluate effects of cosmetic and other camouflage interventions on appearance-related outcomes, general psychological outcomes and adverse effects for adults with visible appearance differences.

Design Systematic review.

Data sources MEDLINE (Ovid), EMBASE (Ovid), PsycINFO (Ovid) CINAHL and Cochrane Central databases searched from inception to 24 October 2020. Two reviewers independently reviewed titles and abstracts and full texts.

Eligibility criteria Randomised controlled trials in any language on non-surgical cosmetic or other camouflage interventions that reported appearance-related outcomes, general psychological outcomes or adverse effects for adults with visible appearance differences.

Data extraction and synthesis Two reviewers independently extracted data, assessed intervention reporting using the Template for Intervention Description and Replication checklist, and assessed risk of bias using the Cochrane risk of bias tool. Outcomes included appearance-related outcomes, general psychological outcomes (eg, depression, anxiety) and adverse effects. **Results** One head-to-head trial and five trials with waiting list or routine care comparators were included. All had unclear or high risk of bias in at least five of seven domains. Effect sizes could not be determined for most outcomes due to poor reporting. Between-group statistically significant differences were not reported for any appearance-related outcomes and for only 5 of 25 (20%) other psychological outcomes. Given heterogeneity of populations and interventions, poor reporting and high risk of bias, quantitative synthesis was not possible.

Conclusions Conclusions about effectiveness of non-surgical cosmetic or other camouflage interventions could not be drawn. Well-designed and conducted trials are needed. Without such evidence, clinicians or other qualified individuals should engage with patients

Strengths and limitations of this study

- A peer-reviewed database search strategy was used to ensure rigour and comprehensiveness.
- The Template for Intervention Description and Replication checklist was used to assess completeness of reporting of intervention characteristics.
- A patient advisory team was involved in reviewing and interpreting results and providing suggestions for implications.
- The outcome domains and measures reported by included trials were heterogeneous, which made comparison across trials difficult.
- The low quality of evidence available did not allow conclusions to be drawn about effectiveness.

interested in cosmetic interventions in shared decision making, outlining potential benefits and harms, and the lack of evidence to inform decisions.

PROSPERO registration number CRD42018103421.

INTRODUCTION

Visible differences in physical appearance due to medical conditions or injuries are associated with poor social and mental health outcomes.¹⁻³ Individuals living with visible appearance differences experience unique social challenges, such as staring and invasive questions, and many experience fear of negative evaluation, social interaction anxiety and social isolation.¹⁻⁴ Intrapersonal consequences include body image dissatisfaction, low self-esteem and high levels of emotional distress.¹⁻⁶

Interventions that have been used to attempt to improve outcomes among people with visible appearance differences include surgical,^{6,7} psychological^{2,8-10} and non-surgical

cosmetic and other camouflage^{11 12} interventions. Non-surgical cosmetic and other camouflage interventions are comprised of non-invasive techniques intended to minimise or disguise visible appearance differences.^{11 12} These may include the use of cosmetics (eg, concealer), prosthetics (eg, prosthetic eye), clothing and stylistic accessories (eg, scarves) or hair (eg, wigs).¹

A 2018 systematic review examined the effects of cosmetic camouflage in children and adults with disfiguring skin disorders on quality of life outcomes.¹¹ It included cosmetic interventions but not other types of camouflage interventions, and only included people with skin conditions but not appearance differences that were congenital, acquired from medical conditions, treatments or injuries. Only 6 of 18 included studies were randomised controlled trials (RCTs), and the systematic review did not compare any outcomes between participants randomised to receive camouflage interventions and participants in control arms. Instead, the systematic review reported only within-group pre and postmean reductions in Dermatological Life Quality Index (DLQI) scores for the nine studies with pre-post data that reported that measure.

Pre-post analyses of intervention effects, however, are highly prone to bias, and when there is no control group it is not possible to determine with any degree of confidence whether an intervention had an effect or to attempt to quantify effects. This would require a precise understanding of the natural history of symptoms or to be able to confidently assume that symptoms do not change over time without intervention. This is typically not the case, however, in trials of interventions that attempt to improve mental health or other areas of subjective well-being. In these areas, participants often seek services and enrol in trials when they are experiencing high levels of symptoms or feeling poorly, and regression to the mean is common.¹³⁻¹⁷ In major depression intervention trials, for instance, approximately 40% of participants assigned to placebo groups in drug trials or no-treatment groups in psychological intervention trials achieve remission, which has been termed 'spontaneous recovery'.¹⁸ The Cochrane Handbook discourages inclusion of evidence from non-randomised studies when conducting trials is highly feasible and when evidence from non-randomised trials would be unlikely to provide interpretable results.¹⁹

We conducted a systematic review with the aim of informing healthcare providers and the public about the effectiveness of cosmetic and other camouflage interventions to improve outcomes among people with visible appearance differences or, in the absence of informative evidence, to identify this shortcoming and describe improvements that are needed. Thus, the objective was to evaluate evidence from RCTs of cosmetic and other camouflage interventions with training or instructions delivered (1) in person or (2) as self-help material (eg, leaflets, internet based) on appearance-related outcomes, general psychological outcomes and adverse effects among adults with appearance differences that were

congenital, from injury, a medical condition or medical treatment.

METHODS

Results were reported per the Preferred Reporting Items for Systematic Reviews and Meta-Analyses statement.²⁰

Identification of eligible studies

Eligible studies were reports of RCTs in any language that examined the effects of non-surgical cosmetic or other camouflage interventions on appearance-related or general psychological outcomes among adults (ages 18 and over) with congenital or acquired visible appearance differences from injury (eg, burn injury), disease or medical condition (eg, scleroderma) or medical treatment (eg, resection of facial tumour, breast reconstruction). Studies that included both children and adults were only included if results for the adults were reported separately or if greater than 80% of participants were adults. Trials that enrolled only individuals with visible appearance differences due to self-harm were excluded. Eligible interventions were defined as interventions with a core component that involved teaching, modelling or demonstrating the modification or enhancement of some aspect of physical appearance through non-surgical cosmetic or other camouflage strategies. Eligible intervention formats included individual and group formats and delivery via any mode (eg, in-person, web-based, bibliotherapy) by any type of provider. Eligible comparators included (1) any inactive control condition (eg, usual care, attention control, sham procedure); (2) a non-cosmetic intervention designed to target appearance concerns (eg, psychological intervention) and (3) another eligible cosmetic intervention. To be eligible for inclusion, studies must have reported (1) appearance-related psychological outcomes; (2) general psychological outcomes, including symptoms of depression or anxiety or (3) adverse effects from the intervention.

Search strategy

A health sciences librarian (JB) developed the search strategy and performed the literature searches in MEDLINE (Ovid), EMBASE (Ovid), PsycINFO (Ovid) CINAHL and Cochrane Central from database inception to 24 October 2020 with no language restrictions. The Cochrane Highly Sensitive Search Strategy for identifying randomised trials in MEDLINE: sensitivity-maximising version (2008 revision) was used.²¹ The MEDLINE strategy was developed with input from the project team and peer-reviewed by a second librarian using the Peer Review of Electronic Search Strategies guidelines.²² After the initial MEDLINE strategy was finalised, it was adapted for use in the other databases. The complete search strategy is available in online supplemental file 1. We also reviewed reference lists of included articles and relevant reviews and conducted a forward citation search via Google Scholar.²³ We searched ClinicalTrials.gov, ISRCTN (www.

isrctn.com) and the WHO registry search portal (apps.who.int/trialsearch) to identify any additional trials that may have been initiated but not published.

Search results were initially downloaded into the citation management database RefWorks (RefWorks, RefWorks-COS, Bethesda, Maryland, USA) for duplicate removal. Unique citation records were then transferred into the systematic review programme DistillerSR (Evidence Partners, Ottawa, Canada). DistillerSR was used to track results of the review process. Two investigators independently reviewed titles and abstracts for eligibility. If either reviewer deemed a citation potentially eligible based on a review of the title and abstract, a full-text review of the article was completed by two reviewers independently. Any disagreement between reviewers after full-text review was resolved by consensus, including consultation with an independent third reviewer if necessary.

Data extraction and analysis

Data were extracted from included RCTs by two investigators using a standardised electronic data collection form in DistillerSR. Disagreements were resolved by consensus and, if necessary, consultation with an independent third reviewer. See online supplemental file 2 for a complete list of extracted variables.

We used the Template for Intervention Description and Replication (TIDieR) checklist²⁴ to evaluate the degree to which interventions were reported sufficiently to allow replication in research or practice. The checklist is comprised of 12 items that assess reporting of the intervention name; the rationale or theory underlying the intervention; physical or informational material used; procedures and processes of the intervention; the intervention provider and their background; the mode of delivery, such as group or face to face; the location where the intervention was delivered and necessary infrastructure; the number of sessions, schedule and duration; if any tailoring was done and how; any modifications made to the intervention; if adherence or fidelity was assessed and how; and, if adherence or fidelity was assessed, the extent to which the intervention was delivered as planned.

We used the 2011 version of the Cochrane Collaboration's risk of bias tool to evaluate risk of bias.²⁵ The tool has seven domains, including random sequence generation, allocation concealment, blinding of participants and personnel, blinding of outcome assessment, incomplete outcome data, selective outcome reporting and any other potential sources of bias. Studies were rated low, unclear or high risk of bias on each domain.

We did not pool results across trials because of the heterogeneity of interventions and trial designs and concerns about risk of bias. Rather, we descriptively reported trial characteristics and outcomes. Between groups standardised mean differences (SMDs) were calculated for each relevant outcome using Hedges's g ²⁶ when possible. For trials where sufficient data were not provided to calculate SMDs, other relevant information

that could be used to describe intervention outcomes (eg, median change in each trial arm with p value) was reported.

Patient and public involvement

We assembled a Body Image Patient Advisory Team comprised of four female and one male persons with scleroderma, a rare disease that often causes changes in appearance, to advise on the present systematic review. The advisory team participated in a patient panel to discuss the study objectives, findings and implications of the study. Members of the patient panel were also sent copies of the present manuscript prior to submission and asked to provide any feedback or suggestions. Members of the advisory team commented on issues related to characteristics of participants in the trials we reviewed, the acceptability of camouflage interventions and delivery of these interventions via healthcare providers. These comments were incorporated into the Discussion section of the manuscript.

Modifications to protocol

When we developed the review protocol, we did not anticipate that we might encounter trials that enrolled only individuals with visible appearance differences from self-inflicted injuries, and eligibility criteria did not address this group. We subsequently added visible appearance differences from self-injury as an exclusion criterion because we deemed the population to be substantively different than the target population; interventions for this population would need to address factors related to self-harming behaviour, in addition to appearance, which would be out of scope for our intended target population.

RESULTS

Search results

The combined database searches identified 1085 unique titles and abstracts. Of these, 1062 were excluded after screening titles and abstracts and 19 after full-text review, resulting in 4 eligible RCTs. One additional eligible RCT²⁷ was identified via a database search that we conducted for a separate systematic review on psychological interventions (PROSPERO: CRD42018100632), and a second additional eligible RCT²⁸ was identified via manual searching of a relevant systematic review,¹¹ resulting in six included RCTs^{27–32} (see figure 1). No additional eligible trials were identified via manual searching of reference lists of included articles, citation tracking or review of trial registries. One ongoing trial was identified via the review of trial registries (NCT03540966), but results were not available as of 2 November 2020.

Characteristics of included studies

The six included RCTs were published between 2006 and 2019.^{27–32} Five trials compared an intervention to a no-intervention, waitlist or usual care control,^{27 29–32} and one

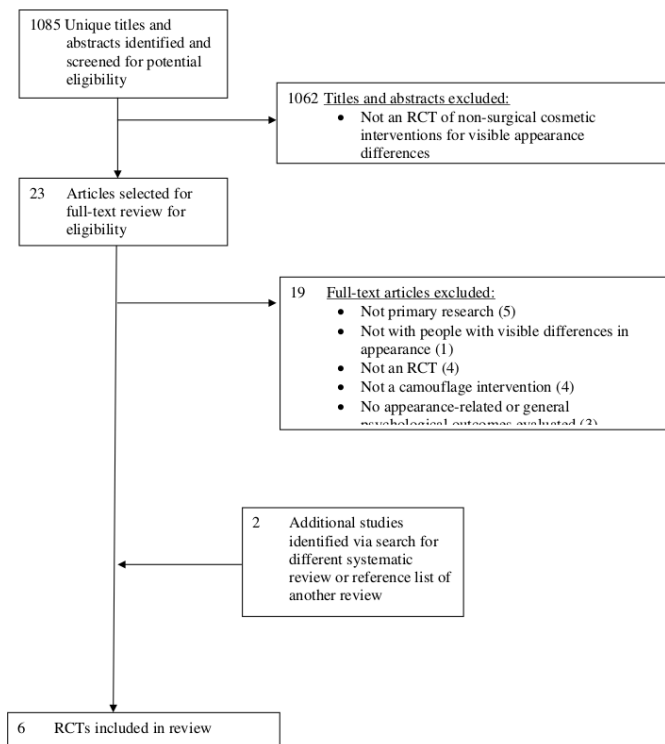


Figure 1 PRISMA flow diagram of study selection. PRISMA, Preferred Reporting Items for Systematic Reviews and Meta-Analyses; RCTs, randomised controlled trials.

trial²⁸ was a head-to-head comparison of two different camouflage products.

Comparison to no intervention or usual care

Trial participants included survivors of gynaecologic malignancies with chemotherapy-induced alopecia,²⁷ head and neck cancer survivors,²⁹ people living with acne vulgaris,³⁰ head and neck skin cancer survivors³¹ and survivors of breast cancer.³² The number of participants per trial ranged from 24 to 136 (mean: 65; median: 50), and there was a total of 324 participants, with 162 participants each in intervention and control arms of trials. All participants were female. The mean ages for participants in each trial ranged from 29 to 67 (see [table 1](#)).

The trials were conducted in the USA,²⁷ Taiwan,²⁹ Japan,³⁰ Italy³¹ and Germany.³² The interventions ranged from one to four sessions. Formats included videotape review,²⁷ combined individual and group sessions,²⁹ combined individual sessions and videotape,³⁰ and group sessions.^{31 32} Two RCTs required either self-report or investigator confirmation of appearance changes from an illness, injury or medical procedure as a condition of eligibility^{29 32}; none, though, set a threshold for severity. No trials included patient report of concern about appearance as part of eligibility criteria, even though the trials targeted appearance-related and psychological variables.

In two RCTs, participants were provided with cosmetic camouflage products.^{30 31} In one trial,³⁰ which included people with acne, all products were developed and provided by Nov Pharmaceuticals and included skincare

and cosmetic products and instructions on using the products that were specific to people with acne. In the second trial, customised camouflage plans that were first submitted to participants for approval were provided, and cosmetic camouflage products were provided by Istituto Ganassini³¹; however, the specific cosmetic products were not described. Three of the trials^{27 29 32} provided instructions on using camouflage techniques but did not provide specific products. In one trial,²⁷ participants viewed a 45 min video that provided camouflage suggestions and techniques, including information on cosmetic camouflage and wigs. In another, hands-on instruction and practice with cosmetic camouflage was initiated, and a 25-page manual was provided.²⁹ In another, a group makeup workshop was provided and followed with a professional photoshoot and delivery of edited photographs.³²

Comparators included standard counselling on hair loss,²⁷ unspecified routine care,^{29 31} conventional acne treatment³⁰ and a wait-list control.³² Four trials included appearance-related outcome measures,^{27 29 31 32} two trials included a depression symptom outcome measure,^{29 32} one trial included an anxiety outcome measure²⁹ and five trials included general mental health outcome measures.^{27 29–32} No trials reported on adverse effects from participation.

Head-to-head Trial

The head-to-head trial,²⁸ which was conducted in France, included 88 healthy female volunteers with various facial aesthetic imperfections (eg, melisma, scars from chicken pox), the presence of which were validated by clinical examination. The mean age of participants was 30. Participants were randomised to receive either a heavier-coverage liquid or a lighter-coverage powder product; all participants received recommendations and instructions from a professional makeup trainer in a single individual session. The study outcome was a body image-specific quality of life measure (see [table 1](#)).

Synthesis of outcomes

Comparison to no intervention or routine care controlled trials

There was sufficient information to calculate intervention effect sizes (SMDs) and confidence intervals for two of the five trials that compared an intervention group to a no intervention, wait list or routine care control group,^{29 30} only one of which²⁹ included an appearance-related outcome.

Appearance-related outcomes: In the four trials that reported appearance-related outcomes,^{27 29 31 32} there were no statistically significant differences between camouflage intervention and control groups. Reported effect sizes were generally negligible (see [table 2](#)).

General psychological symptoms: Across a total of 25 general psychological outcome measurement points reported in the five trials, five (20%) were statistically significant. There was a small to moderate effect on the Leibowitz Social Anxiety Scale-Anxiety subscale at 8 weeks (SMD: -0.41 CI: -0.89 to -0.07) in a trial that randomised

Table 1 Characteristics of included studies

Author Year	N Randomised	Country	Population	Age mean (SD)	Format	Materials provided to participants	No of sessions	Length of session(s)	Comparator
No intervention or routine care controlled trials									
Chen 2016 ²⁹	Total: 70 Tx: 35 Control: 35	Taiwan	Head and neck cancer survivors	52 (2)	Individual and group: Led by research nurses, a research cosmetologist, and cosmetology assistants	Educational manual	Four sessions (three individual; one group)	Up to 3 hours	Routine care
Matsuoka 2006 ³⁰	Total: 50* Tx: 25 Control: 25	Japan	People with acne vulgaris	25 (4)	Individual and videotape: Led by patient's primary dermatologist with taped instructions	Unspecified camouflage products	One session	Not reported	Standard acne treatment
Nicoletti 2014 ³¹	Total: 24 Tx: 12 Control: 12	Italy	People with facial skin cancer	67 (NR)	Group: Led by professional makeup artist; psychologist also in attendance	Unspecified camouflage products	Three sessions	2 hours	Routine care
Nolte 2006 ²⁷	Total: 136 Tx: 68 Control: 68	USA	People with chemotherapy-induced alopecia	58 (12) [†]	Videotape: cosmetic camouflage and wig/hair covering techniques	No products provided	One session	45 min	Standard counselling on hair loss
Richard 2018 ³²	Total: 44 Tx: 22 Control: 22	Germany	People with breast cancer	39 (9)	Group: makeup workshop, photoshoot and receipt of edited photos	Unspecified camouflage products used in session but not provided; edited photographs	One session	4 hours	Wait-list control
Head-to-head Trial									
Beresniak 2017 ²⁸	Total: 88‡	France	People with facial aesthetic imperfections	30 (8)	Individual: Recommendations and instructions provided by professional makeup trainer	Liquid or powder camouflage products	One session	Not reported	Other camouflage product

*Number randomised not provided; authors noted that 50 patients participated in the study.

†This is the age for n=187 women in broader sample from which n=136 were drawn.

‡Number per group not provided; authors noted that 88 patients were randomised. NR, not reported.

**Table 2** Outcomes of included trials

Study	N randomised	Appearance related	General mental health	Depression	Social anxiety
No intervention or routine care controlled trials					
Chen 2016 ²⁹	Total: 70* Tx: 35 Control: 35	BIS: SMD (95% CI) 4 weeks -0.07 (-0.54 to 0.40) 8 weeks -0.08 (-0.56 to 0.39) 12 weeks -0.43 (-0.92 to 0.06)	RSES: SMD (95% CI) 4 weeks -0.19 (-0.67 to 0.28) 8 weeks 0.31 (-0.17 to 0.79) 12 weeks -0.03 (-0.52 to 0.45)	HADS-D: SMD (95% CI) 4 weeks 0.33 (-0.15 to 0.80) 8 weeks -0.08 (-0.56 to 0.39) 12 weeks -0.14 (-0.62 to 0.35)	LSAS-F: SMD (95% CI) 4 weeks -0.29 (-0.76 to 0.19) 8 weeks -0.29 (-0.77 to 0.19) 12 weeks -0.41 (-0.89 to 0.08) LSAS-A: SMD (95% CI) 4 weeks -0.32 (-0.80 to 0.15) 8 weeks -0.41 (-0.89 to -0.07) 12 weeks -0.33 (-0.82 to 0.16)
Matsuoka 2006 ³⁰	Total: 50† Treatment: 25 Control: 25	NA	WHOQOL-26-P: SMD (95% CI) 4 weeks 0.05 (-0.50 to 0.60) WHOQOL-26-SR: SMD (95% CI) 4 weeks -0.02 (-0.57 to 0.54) DLQI-SF: SMD (95% CI) 4 weeks 0.00 (-0.55 to 0.55) DLQI-PR: SMD (95% CI) 4 weeks 0.16 (-0.40 to 0.71)	NA	NA
Nicoletti 2014‡ ³¹	Total: 24§ Treatment: 12 Control: 12	BUT-GSI: 3 months¶: Tx: change=-0.26, IQR=-0.72, 0.16 Control: change=0.03, IQR=-0.08, 0.34 p=0.371 6 months¶: Tx: change=-0.15, IQR=-0.54, 0.45 Control: change=0.12, IQR=-0.09, 0.64 p=0.318	SP-PF: 3 months¶: Tx: change=-4.75, IQR=-12.47, 5.02, Control: change=7.15, IQR=4.4-8.1 p=0.270 6 months¶: Tx change=-9.15, IQR=-10.3,-3.25 Control change=18.1, IQR=-4.5, 28.33 p=0.003 SP-SF: 3 months¶: Tx: change=-3.54, IQR=-11.04, 17.02 Control: change=13.84, IQR=-3.75, 17.92, p=0.318 6 months¶: Tx group change=-1.99, IQR=-16.00, 9.54 Control group change=0.83, IQR=-5.17, 5.50 p=0.636	NA	NA
Nolte 2006** ²⁷	Total: 136 Treatment: 68 Control: 68††	BCSCS-BC: Post-tx: F(1,132)= 0.11, p=0.74 (Tx: 68; Control 68)	BCSCS-SC: Post-tx: F(1,132)= 0.32, p=0.57 (Tx: 68; Control 68)	NA	NA

Continued

Table 2 Continued

Study	N randomised	Appearance related	General mental health	Depression	Social anxiety
Richard 2018 ³²	Total: 44 Treatment: 22 Control: 22††	BIS: 2 weeks, 4 weeks: NR; Improvements in body image were independent of treatment (p>0.05)	RSES: 2 weeks: <i>d</i> = -0.68§§ 4 weeks: <i>d</i> = -0.72§§	CES-D: 2 weeks: <i>d</i> = -0.83§§ 4 weeks: <i>d</i> = -0.45§§	NA
Head-to-head trial					
Beresniak 2017 ²⁸	Total: 88¶¶	BeautyQOL-Attractiveness: at 1 and 3 weeks, mean A>mean B; p>0.05 BeautyQOL-Social Life: at 1 and 3 weeks, mean A>mean B; p>0.05 BeautyQOL-Mood: at 1 and 3 weeks, mean A>mean B; p>0.05 BeautyQOL-Self Confidence: 1 week: mean A>mean B; p<0.05 3 weeks: mean A>mean B; p>0.05	NA	NA	NA

Scores reversed for some outcome measures such that higher scores indicate worse functioning for all measures and negative between-group effects reflect better outcomes in the intervention groups.

*Tx (n: 35, 34, 32) and control (n: 34, 34, 34) at 4, 8 and 12 weeks, respectively.

†Number randomised not provided, noted that 50 patients participated in the study.

‡Effect sizes could not be calculated.

§Tx (n: 12, 12) and control (n: 12, 12) at 3 and 6 months, respectively.

¶Data reported as change score (IQR) from baseline to 3 months and p value is for between-group difference.

**Intervention effect comparing baseline scores to scores after course 4 of chemotherapy using BCSCS scores during course 3 of chemotherapy as a covariate reported.

††Tx (n: 68) and control (n: 68) at post-tx measurement.

‡‡Tx (n: 20, 29) and control (n: 19, 19) at 2 and 4 weeks.

§§Baseline corrected.

¶¶Tx and Control n not provided; 86 participants completed study.

BCSCS-BC, Body Cathexis/Self-Cathexis Scale-Body Cathexis; BCSCS-SC, Body Cathexis/Self-Cathexis Scale-Self-Cathexis; BIS, Body Image Scale; BUT-GSI, Body Uneasiness Test Global Score Index; DLQI-PR, Dermatology Life Quality Index-Personal Relationships; DLQI-SF, Dermatology Life Quality Index-Symptoms/Feelings; HADS-D, Hospital Anxiety and Depression Scale; LSAS-A, Liebowitz Social Anxiety Scale-Anxiety; LSAS-F, Liebowitz Social Anxiety Scale-Fear; NA, not available; RSES, Rosenberg Self-Esteem Scale; SMD, standardised mean difference; SP-PF, Satisfaction Profile-Psychological Functionality; SP-SF, Satisfaction Profile-Social Functionality; Tx, treatment/intervention group; WHOQOL-26-P, WHO Quality of Life-Psychological domain; WHOQOL-26-SR, WHO Quality of Life-Social Relationships domain.

70 head and neck cancer survivors to individual and group sessions or routine care,²⁹ although the effect was smaller and not statistically significant at 4 or 12 weeks, and the effect for the Fear subscale was non-significant at all three time points. There were moderate to large magnitude effects for depressive symptoms (*d*: -0.83 at 2 weeks and *d*: -0.43 at 4 weeks) and self-esteem (*d*: 0.68 at 2 weeks and *d*: 0.72 at 4 weeks) in a trial that randomised 44 breast cancer patients to a single group session versus wait-list control, though it was not clear if they were statistically significant³² (see table 2).

Head-to-head trial

In the head-to-head trial, which compared liquid and powder camouflage products among 88 people with a variety of aesthetic imperfections,²⁸ sufficient information to calculate effect sizes was not provided. Of the four outcomes measured at two time points (eight outcomes total), one was reported to be statistically significantly different between groups (a self-confidence subscale at 1 week).

Reporting of intervention components and risk of bias

As assessed using the TIDieR checklist, few trial reports described the interventions used with sufficient detail to fully understand what had occurred or to consider replication (see table 3). Materials were not sufficiently reported in terms of describing specific materials used or providing details on how to access the materials for all of the trials.²⁷⁻³² Although all of the studies described who provided the intervention, four did not provide details about training or qualifications of the interventionists specific to camouflage or visible appearance differences.^{28 30-32} Adherence was not assessed in any of the six trials.

Risk of bias was evaluated using the Cochrane criteria with most studies rated as high or unclear across the domains assessed (see table 4). Random sequence generation procedures were only described in two of the studies.^{29 31} Due to the nature of the interventions and self-reported psychological outcomes used in the studies, risk of bias due to a lack of blinding of participants/



Table 3 TIDieR checklist results

Studies	Name	Why	Materials	Procedures	Who provided	How	Where	When and how much	Tailoring	Modifications	How well: Planned adherence	How well: Actual adherence
No intervention or routine care controlled trials												
Chen 2016 ²⁹	Yes	Yes	Partial*	Yes	Yes	Yes	No	Partial†	N/A	N/A	N/A	N/A
Matsuoka 2006 ³⁰	Yes	Yes	Partial*	Yes	Partial‡	Yes	Partial§	No	Yes	N/A	N/A	N/A
Nicoletti 2014 ³¹	Yes	Yes	Partial¶	No	Partial‡	Yes	Yes	Yes	Partial**	N/A	N/A	N/A
Nolte 2006 ²⁷	Yes	Partial‡‡	Partial*	Yes	Yes	Partial‡‡	Partial§	Partial***	N/A	N/A	N/A	N/A
Richard 2016 ³²	Yes	Yes	Partial§§	Yes	Partial‡	Partial¶¶	Partial§	Yes	N/A	N/A	N/A	N/A
Head-to-head trial												
Beresniak 2017 ²⁸	Yes	Yes	Partial§§	Yes	Partial‡	No	No	Yes	Partial**	N/A	N/A	N/A
Total	6 Yes 0 Partial 0 No 0 n/A	5 Yes 1 Partial 0 No 0 n/A	0 Yes 6 Partial 0 No 0 n/A	5 Yes 0 Partial 1 No 0 n/A	2 Yes 4 Partial 0 No 0 n/A	3 Yes 2 Partial 1 No 0 n/A	1 Yes 3 Partial 2 No 0 n/A	3 Yes 2 Partial 1 No 0 n/A	1 Yes 2 Partial 0 No 3 n/A	0 Yes 0 Partial 0 No 6 n/A	0 Yes 0 Partial 0 No 6 n/A	0 Yes 0 Partial 0 No 6 n/A

Green indicates that it was reported consistent with TIDieR criteria; yellow indicates partially consistent reporting; red indicates not reported adequately. Information on how to access materials not provided.

†Duration of all sessions not provided.

‡Training information not provided.

§Details about infrastructure and other relevant feature not provided.

¶Specific products not described.

**Details regarding how adaptations were made not provided.

††Details about rationale underlying intervention not provided.

‡‡Unclear if entire sessions was individual format.

§§Specific brand information not provided.

¶¶Number of participants per group/number of groups not specified.

***Timeline of intervention provision unclear.

N/A, not applicable; TIDieR, Template for Intervention Description and Replication.

Table 4 Quality assessment for included RCTs

Studies	Random sequence generation	Allocation concealment	Blinding of participants/ personnel	Blinding outcome assessment	Incomplete outcome data	Selective reporting	Free of other bias
No intervention or routine care controlled trials							
Chen 2016 ²⁹	Low	Unclear	High	High	Low	Unclear	Unclear*
Matsuoka 2006 ³⁰	Unclear	Unclear	High	High	Low	Unclear	Unclear†
Nicoletti 2014 ³¹	Low	Unclear	High	High	Unclear	Unclear	Unclear†
Nolte 2006 ²⁷	Unclear	Unclear	High	High	Low	Unclear	Low
Richard 2018 ³²	Unclear	Unclear	High	High	Low	Unclear	Low
Head-to-head trial							
Beresniak 2017 ²⁸	Unclear	Unclear	High	High	High	Unclear	Unclear†
Total	2 Low 4 Unclear 0 High	0 Low 6 Unclear 0 High	0 Low 0 Unclear 6 High	0 Low 0 Unclear 6 High	4 Low 1 Unclear 1 High	0 Low 6 Unclear 0 High	2 Low 4 Unclear 0 High

Green indicates low risk of bias; yellow indicates unclear risk of bias; red indicates high risk of bias .

*Significant difference at baseline for experimental group in radiotherapy dosage not controlled for in analysis.

†All products provided by a single pharmaceutical company.

‡Only mean scores reported, unclear if product brand and consultant affiliation are related; . RCT, randomised controlled trial.

personnel and outcome assessment was high across all studies. Overall, of the seven domains assessed (including 'other'), three RCTs were rated as unclear or high in five domains,^{27 29 32} two in six domains^{30 31} and one in all seven domains.²⁸

DISCUSSION

Main findings

We identified five RCTs that compared camouflage interventions to no treatment, waiting list, or routine care controls, and one head-to-head trial that compared two camouflage products. Trials included participants from populations with a range of visible appearance differences, including people with head and neck cancer, acne vulgaris, facial skin cancer, chemotherapy-induced alopecia, breast cancer and non-defined facial aesthetic imperfections. Risk of bias was unclear or high in at least five of seven possible domains for all included RCTs. Furthermore, outcomes were incompletely reported in many trials, and we could only calculate effect sizes for a small proportion of outcomes that were described. Very few statistically significant results were identified. Additionally, based on TIDieR checklist ratings, interventions were generally not described with enough information to support replication or use in practice. Given these limitations, a meaningful quantitative synthesis of the findings from included RCTs was not possible, and conclusions about the likely effectiveness of non-surgical cosmetic interventions on appearance-related or general psychological outcomes could not be drawn with any degree of confidence. No trials reported on adverse effects.

Findings in context

A previous review¹¹ used preintervention and postintervention scores among only studies that used a single quality of life measure, the DLQI³³ and concluded that reductions in scores across nine studies of varying designs suggested effectiveness of cosmetic camouflage on quality of life outcomes. That review did not attempt to synthesise between-group effects or describe any limitations due to not evaluating between-group effects. There are several reasons that help explain why our conclusion differs from the conclusion of that review. First, the specific focus of the previous review was the role of cosmetic camouflage on quality of life outcomes, whereas the present review was broader in scope and included any non-surgical cosmetic intervention (eg, wigs, prosthetics) and any appearance-related and general psychological outcomes. Second, the previous review included studies of children and adults, whereas our review was limited to adult samples. Third, and most importantly, the conclusions of the previous review were drawn from precomparisons and postcomparisons without control groups, whereas we included only RCTs. RCTs are considered the gold-standard study design for establishing the effectiveness of psychological interventions and inferring causation.³⁴ There is a high risk in trials of psychosocial interventions,

in which people often consent to participate when they are struggling with concerns, that the natural trajectory of included participants may be to improve over time. Non-randomised trials in this area are pretrials and posttrials that must assume that there would be no change over time without the intervention. Systematic reviews that draw conclusions and make recommendations from these kinds of trials are at high risk of misleading clinicians who seek to provide the best possible care to people with visible differences in appearance, misleading people with visible appearance differences about their options, and losing the opportunity to encourage researchers to engage in improved trials that answer a critical healthcare question.

Limitations

Several important methodological limitations were noted in the RCTs included in the present review, and there are implications for future research. First, study aims were often ambiguous, and it was unclear if what was being tested was a specific product, camouflage in general or instructions on using camouflage. Second, few trials provided information that would be needed for replication or use in practice. Third, no studies had eligibility criteria for baseline appearance concerns or subjective severity. Only three of the trials^{28 29 32} included eligibility criteria relating to confirming the presence of appearance differences; however, no trials included a threshold for objective severity or required that participants had appearance-related concerns. Thus, some participants may have been enrolled even though they did not have appearance concerns, and those participants would not have been able to benefit from the interventions. Fourth, none of the studies reported on harms from the interventions. It is possible that some products may exacerbate skin conditions and lead to worse objective appearance or psychological outcomes. Fifth, no studies included men, limiting generalisability of the findings. This was a limitation that was emphasised by the Patient Advisory Team, which raised the concern that the acceptability of camouflage among men is not known. Sixth, the small number of RCTs available, the generally small sample sizes included and the poor reporting of trial methods and results limited utility of the trials and the ability to draw conclusions from what they reported; these are common issues in rare disease and visible appearance differences research.³⁵

The findings of this review should be interpreted in the context of several limitations of the review itself. First, although a systematic search designed by a medical librarian was used, incompleteness of the evidence reported and publication bias limiting null results are concerns for any systematic review. Second, the small number of studies eligible for inclusion in the review and differences in how data were reported did not allow for publication bias to be assessed. Third, given the low quality of trial evidence available, in addition to not being able to draw conclusions about overall effectiveness, examination

of potentially relevant participant (eg, age, sex, marital status) and condition (eg, years of living with the visible appearance difference, patient-perceived and observer-rated severity) variables could not be undertaken. Fourth, even with better quality evidence, the inconsistency across studies in outcome domains and measures used to evaluate effects would make drawing conclusions difficult. Ideally, a core set of outcome domains and measures would be used consistently.

Implications of findings

There are clinical implications of this review. Because of high patient interest in non-surgical cosmetic treatments¹² and the fact that for some conditions causing visible appearance differences non-surgical cosmetic treatments are the only treatment option available, many people may consider using camouflage or other cosmetic interventions. A concern raised by members of our Body Image Patient Advisory Team, however, was that it may be better to accept one's visible appearance differences rather than engaging in behaviours to attempt to hide or conceal them. It was noted that suggesting camouflage may send an undesired message to patients who are comfortable with their appearance or who are working to be more comfortable. In addition to improving the quality and reporting of trials, future researchers may consider the role of internet delivery of interventions, as health interventions are increasingly delivered via the internet and have been shown to be similarly effective to face-to-face interventions.^{36–38} Online delivery could enable wider recruiting and larger sample sizes as well as more efficient dissemination if an intervention is found to be effective.

Patients who are interested in these approaches and may wish to discuss advantages and disadvantages with healthcare providers or other qualified individuals. Given the lack of high-quality evidence, clinicians are left with a gap not only around whether interventions are likely to be effective, but whether there may be adverse effects to consider. In light of these limitations, we recommend that clinicians working with visible appearance differences populations engage in a shared decision-making approach with patients who express an interest in or who may benefit from non-surgical cosmetic intervention,³⁹ such that education is provided on the current lack of empirical information about clinical and psychological harms as well as effectiveness of interventions.

CONCLUSION

In summary, the present review did not find evidence to evaluate benefits or harms of the use of non-surgical cosmetic treatments in visible appearance differences. There are several recommendations for future RCTs evaluating the efficacy of non-surgical cosmetic interventions in visible appearance differences populations, such as the inclusion of appearance-related eligibility criteria and the use of internet-based and other

feasible delivery modalities. Until more robust scientific evidence becomes available, clinicians can engage in shared decision making with patients to determine whether engaging in non-surgical cosmetic interventions given the current lack of empirical support may be warranted.

Author affiliations

- ¹Lady Davis Institute for Medical Research, Jewish General Hospital, Montreal, Quebec, Canada
- ²Department of Psychiatry, McGill University, Montreal, Québec, Canada
- ³Department of Psychology, San Diego State University, San Diego, California, USA
- ⁴Department of Psychology, McGill University, Montreal, Québec, Canada
- ⁵Department of Clinical Psychology, Behavioural Science Institute, Radboud University, Nijmegen, The Netherlands
- ⁶Schulich Library of Physical Sciences, Life Sciences, and Engineering, McGill University, Montreal, Québec, Canada
- ⁷Joint Doctoral Program in Clinical Psychology, San Diego State University/University of California San Diego, San Diego, California, USA
- ⁸Department of Epidemiology, Biostatistics, and Occupational Health, McGill University, Montreal, Québec, Canada
- ⁹Department of Medicine, McGill University, Montréal, Québec, Canada
- ¹⁰Department of Educational and Counselling Psychology, McGill University, Montréal, Québec, Canada
- ¹¹Biomedical Ethics Unit, McGill University, Montreal, Québec, Canada

Collaborators SPIN Body Image Patient Advisory Team Members: Amy Gietzen, Scleroderma Foundation, Tri-State Chapter, Binghamton, New York, USA; Karen Gottesman, Scleroderma Foundation, Los Angeles, California, USA; Genevieve Guillot; Sclérodemie Québec, Montreal, Quebec, Canada; Nancy Lewis, Ontario, Canada; Joep Welling, NVLE Dutch patient organization for systemic autoimmune diseases, Utrecht, The Netherlands.

Contributors SG, DBR, AC-J and BDT were responsible for the study concept and design, drafted the study protocol, contributed to data extraction, contributed to drafting the manuscript and approved the final manuscript. JB designed and conducted the search strategies, contributed to drafting the manuscript and approved the final manuscript. VLM and LK were responsible for the study concept and design, drafted the study protocol, contributed to drafting the manuscript, and approved the final manuscript. BDT is the guarantor.

Funding The study was supported by funding from the Canadian Institutes for Health Research (CIHR; CMA – 151728). DBR was supported by a CIHR – Health Systems Impact Doctoral Fellowship. AC-J was supported by a CIHR Frederick Banting and Charles Best Canada Graduate Scholarship. BDT was supported by a Tier 1 Canada Research Chair.

Competing interests None declared.

Patient consent for publication Not required.

Provenance and peer review Not commissioned; externally peer reviewed.

Data availability statement All data relevant to the study are included in the article or uploaded as online supplemental information. All data extracted and analysed for the present study are reported in the manuscript and its tables.

Supplemental material This content has been supplied by the author(s). It has not been vetted by BMJ Publishing Group Limited (BMJ) and may not have been peer-reviewed. Any opinions or recommendations discussed are solely those of the author(s) and are not endorsed by BMJ. BMJ disclaims all liability and responsibility arising from any reliance placed on the content. Where the content includes any translated material, BMJ does not warrant the accuracy and reliability of the translations (including but not limited to local regulations, clinical guidelines, terminology, drug names and drug dosages), and is not responsible for any error and/or omissions arising from translation and adaptation or otherwise.

Open access This is an open access article distributed in accordance with the Creative Commons Attribution Non Commercial (CC BY-NC 4.0) license, which permits others to distribute, remix, adapt, build upon this work non-commercially, and license their derivative works on different terms, provided the original work is properly cited, appropriate credit is given, any changes made indicated, and the use is non-commercial. See: <http://creativecommons.org/licenses/by-nc/4.0/>.

ORCID iDs

Danielle B Rice <http://orcid.org/0000-0001-5615-7005>Brett D Thombs <http://orcid.org/0000-0002-5644-8432>

REFERENCES

- 1 Rumsey N, Harcourt D. Body image and disfigurement: issues and interventions. *Body Image* 2004;1:83–97.
- 2 Bessell A, Moss TP. Evaluating the effectiveness of psychosocial interventions for individuals with visible differences: a systematic review of the empirical literature. *Body Image* 2007;4:227–38.
- 3 Thompson A, Kent G. Adjusting to disfigurement: processes involved in dealing with being visibly different. *Clin Psychol Rev* 2001;21:663–82.
- 4 Rumsey N, Clarke A, Musa M. Altered body image: the psychosocial needs of patients. *Br J Community Nurs* 2002;7:563–6.
- 5 Rumsey N. Body image & congenital conditions with visible differences. In: Cash TF, Pruzinsky T, eds. *Body image: a Handbook of theory, research, and clinical practice*. New York: Guilford, 2002: 226–33.
- 6 Sarwer DB. Cosmetic surgery and changes in body image. In: Cash TF, Pruzinsky T, eds. *Body image: a Handbook of theory, research, and clinical practice*. New York: Guilford, 2002: 422–30.
- 7 Pruzinsky T. Body image adaptation to reconstructive surgery for acquired disfigurement. In: Cash TF, Pruzinsky T, eds. *Body image: a Handbook of theory, research, and clinical practice*. New York: Guilford, 2002: 440–9.
- 8 Muftin Z, Thompson AR. A systematic review of self-help for disfigurement: effectiveness, usability, and acceptability. *Body Image* 2013;10:442–50.
- 9 Norman A, Moss TP. Psychosocial interventions for adults with visible differences: a systematic review. *PeerJ* 2015;3:e870.
- 10 et al Gholizadeh S, Rice D, Carboni-Jiménez A. The effectiveness of psychological interventions to improve appearance-related and psychological outcomes among adults with visible differences: a systematic review. Prospero CRD42018100632. Available: https://www.crd.york.ac.uk/prospero/display_record.php?RecordID=100632 [Accessed 02 Nov 2020].
- 11 Kornhaber R, Visentin D, Thapa DK, et al. Cosmetic camouflage improves quality of life among patients with skin disfigurement: a systematic review. *Body Image* 2018;27:98–108.
- 12 Levy LL, Emer JJ. Emotional benefit of cosmetic camouflage in the treatment of facial skin conditions: personal experience and review. *Clin Cosmet Investig Dermatol* 2012;5:173–82.
- 13 Balshem H, Helfand M, Schünemann HJ, et al. Grade guidelines: 3. rating the quality of evidence. *J Clin Epidemiol* 2011;64:401–6.
- 14 Berkman ND, Lohr KN, Ansari MT, et al. Grading the strength of a body of evidence when assessing health care interventions: an EPC update. *J Clin Epidemiol* 2015;68:1312–24.
- 15 Jüni P, Altman DG, Egger M. Systematic reviews in health care: assessing the quality of controlled clinical trials. *BMJ* 2001;323:42–6.
- 16 Moher D, Hopewell S, Schulz KF, et al. Consort 2010 explanation and elaboration: updated guidelines for reporting parallel group randomised trials. *BMJ* 2010;340:c869.
- 17 Hernán MA, Robins JM. *Causal inference*. Boca Raton, FL: Chapman & Hall/CRC, 2018.
- 18 Cuijpers P. The challenges of improving treatments for depression. *JAMA* 2018;320:2529–30.
- 19 Reeves BC, Deeks JJ, Higgins JPT. Chapter 24: Including non-randomized studies on intervention effects. In: Higgins JPT, Thomas J, Chandler J, eds. *Cochrane Handbook for systematic reviews of interventions version 6.1*. Cochrane, 2020. www.training.cochrane.org/handbook
- 20 Moher D, Liberati A, Tetzlaff J, et al. Preferred reporting items for systematic reviews and meta-analyses: the PRISMA statement. *Ann Intern Med* 2009;151:264–9.
- 21 Lefebvre C, Glanville J, Briscoe S. Technical Supplement to Chapter 4: Searching for and selecting studies. In: Higgins JPT, Thomas J, Chandler J, eds. *Cochrane Handbook for systematic reviews of interventions version 6*. Cochrane, 2019. <http://training.cochrane.org/handbook>
- 22 McGowan J, Sampson M, Salzwedel DM, et al. PRESS Peer Review of Electronic Search Strategies: 2015 Guideline Statement. *J Clin Epidemiol* 2016;75:40–6.
- 23 Bakkalbasi N, Bauer K, Glover J, et al. Three options for citation tracking: Google Scholar, Scopus and web of science. *Biomed Digit Libr* 2006;3:7.
- 24 Hoffmann TC, Glasziou PP, Boutron I, et al. Better reporting of interventions: template for intervention description and replication (TIDieR) checklist and guide. *BMJ* 2014;348:g1687.
- 25 Higgins JPT, Altman DG, Gøtzsche PC, et al. The Cochrane collaboration's tool for assessing risk of bias in randomised trials. *BMJ* 2011;343:d5928.
- 26 Hedges LV. Estimation of effect size from a series of independent experiments. *Psychol Bull* 1982;92:490–9.
- 27 Nolte S, Donnelly J, Kelly S, et al. A randomized clinical trial of a videotape intervention for women with chemotherapy-induced alopecia: a gynecologic Oncology Group study. *Oncol Nurs Forum* 2006;33:305–11.
- 28 Beresniak A, Auray JP, Duru G. Impact on the quality of life of two cosmetic camouflage products for facial aesthetic imperfections of skin phototypes III and IV: interest of the Beautyqol instrument. *Clin Exp Cosm Derm J* 2017;1:1–4.
- 29 Chen S-C, Huang B-S, Lin C-Y, et al. Psychosocial effects of a skin camouflage program in female survivors with head and neck cancer: a randomized controlled trial. *Psychooncology* 2017;26:1376–83.
- 30 Matsuoka Y, Yoneda K, Sadahira C, et al. Effects of skin care and makeup under instructions from dermatologists on the quality of life of female patients with acne vulgaris. *J Dermatol* 2006;33:745–52.
- 31 Nicoletti G, Sasso A, Malovini A, et al. The role of rehabilitative camouflage after cervicofacial reconstructive surgery: a preliminary study. *Clin Cosmet Investig Dermatol* 2014;7:43–9.
- 32 Richard A, Harbeck N, Wuerstlein R, et al. Recover your SMILE: effects of a beauty care intervention on depressive symptoms, quality of life, and self-esteem in patients with early breast cancer. *Psychooncology* 2019;28:401–7.
- 33 Finlay AY, Khan GK. Dermatology Life Quality Index (DLQI)--a simple practical measure for routine clinical use. *Clin Exp Dermatol* 1994;19:210–6.
- 34 APA Presidential Task Force on Evidence-Based Practice. Evidence-Based practice in psychology. *Am Psychol* 2006;61:271–85.
- 35 Kwakkenbos L, Jewett LR, Baron M, et al. The scleroderma patient-centered intervention network (spin) cohort: protocol for a cohort multiple randomised controlled trial (cmRCT) design to support trials of psychosocial and rehabilitation interventions in a rare disease context. *BMJ Open* 2013;3:e003563.
- 36 Donker T, Blankers M, Hedman E, et al. Economic evaluations of internet interventions for mental health: a systematic review. *Psychol Med* 2015;45:3357–76.
- 37 Andersson G, Cuijpers P, Carlbring P, et al. Guided Internet-based vs. face-to-face cognitive behavior therapy for psychiatric and somatic disorders: a systematic review and meta-analysis. *World Psychiatry* 2014;13:288–95.
- 38 Heber E, Ebert DD, Lehr D, et al. The benefit of Web- and computer-based interventions for stress: a systematic review and meta-analysis. *J Med Internet Res* 2017;19:e32.
- 39 Stiggelbout AM, Van der Weijden T, De Wit MPT, et al. Shared decision making: really putting patients at the centre of healthcare. *BMJ* 2012;344:e256.

Appendix 1. Search Strategies

Ovid MEDLINE(R) and Epub Ahead of Print, In-Process & Other Non-Indexed Citations, Ovid MEDLINE(R) Daily 1946 to Present

- 1 exp Cicatrix/
- 2 exp Facial Injuries/ or exp Craniofacial Abnormalities/ or exp Facial Dermatoses/
- 3 Psoriasis/ or Eczema/ or Acne Vulgaris/
- 4 exp Skin Abnormalities/
- 5 exp Hemangioma/
- 6 exp Pigmentation Disorders/
- 7 exp Melanoma/
- 8 Burns, Chemical/ or Burns/ or Burns, Inhalation/ or Burns, Electric/
- 9 exp Alopecia/
- 10 exp Exophthalmos/
- 11 exp Strabismus/
- 12 exp Eyelid Diseases/
- 13 exp Mouth Neoplasms/
- 14 exp "head and neck neoplasms"/
- 15 Growth Disorders/
- 16 exp Dwarfism/
- 17 Gigantism/
- 18 exp Dystonia/
- 19 Dupuytren Contracture/
- 20 Amputation/
- 21 Artificial Limbs/
- 22 Amputees/
- 23 exp reconstructive surgical procedures/
- 24 exp Mastectomy/
- 25 Colostomy/
- 26 exp Mouth Abnormalities/
- 27 ((visible or face or facial* or maxillofacial or jaw) adj3 (injur* or damage* or scars or scarring or scarred or dermatos*)).tw,kf.
- 28 (keloid* or cicatrix or Acne or Eczema or psoriasis or Epidermolysis Bullosa or port wine stain* or h?emangioma\$ or vitiligo or birth mark* or birthmark*).tw,kf.
(melanoma* or burns or burn or burned or alopecia or exophthalm* or graves disease or
- 29 thyroid eye disease or strabismus or (misalign* adj3 eye*) or blepharoptosis or ectropion).tw,kf.

- 30 ((eye or eyelid or head or neck or mouth or oral) adj3 (neoplasm* or cancer* or tumo?r*)).tw,kf.
- 31 (Dwarfism or dwarf or small stature or gigantism or restricted growth or torticollis or dystonia or dupuytren* contracture*).tw,kf.
- 32 (Loss of limb* or amputee* or artificial limb*).tw,kf.
- 33 (appearance adj3 (abnormal or malformation or problem* or distress)).tw,kf.
- 34 (visibl* adj3 (differen* or disabilit*)).tw,kf.
- 35 (deformit* or deformed or disfigured or disfiguring or disfigurement).tw,kf.
- 36 (palatoschisis or hare lip* or harelip* or (cleft* adj (lip* or palate* or orofacial* or facial or oral or craniofacial))).tw,kf.
- 37 (Lumpectom* or mastectom* or colostom* or Reconstructive surger* or Reconstruction).tw,kf.
- 1 or 2 or 3 or 4 or 5 or 6 or 7 or 8 or 9 or 10 or 11 or 12 or 13 or 14 or 15 or 16 or 17 or 18 or 19 or 20 or 21 or 22 or 23 or 24 or 25 or 26 or 27 or 28 or 29 or 30 or 31 or 32 or 33 or 34 or 35 or 36 or 37
- 39 Body Image/ or Body dysmorphic disorders/
- 40 ((Body or self) adj2 (confidence or esteem or Image or concept or perception or dysmorphi* or dissatisfaction or shame or anxiety or concern or satisfaction)).tw,kf.
- 41 quality of life.ti,ab,kf. or self-concept/ or "quality of life"/
- 42 39 or 40 or 41
- 43 (Camouflage* or make-up or cosmetic* or beauty treatment*).tw,kf. or exp Cosmetics/
- 44 38 and 42 and 43
- 45 randomized controlled trial.pt.
- 46 controlled clinical trial.pt.
- 47 randomi?ed.ab.
- 48 placebo.ab.
- 49 drug therapy.fs.
- 50 randomly.ab.
- 51 trial.ab.
- 52 groups.ab.
- 53 or/45-52
- 54 exp animals/ not humans.sh.
- 55 53 not 54
- 56 44 and 55

PsycInfo (Ovid)

1. body image/ or body dysmorphic disorder/ or self esteem/ or self concept/ or self confidence/ or self criticism/ or self perception/ or "quality of life"/

2. (((Body or self) adj2 (confidence or esteem or Image or concept or perception or dysmorphi* or dissatisfaction or shame or anxiety or concern or satisfaction)) or quality of life).ti,ab.
3. 1 or 2
4. exp skin disorders/
5. exp ECZEMA/
6. exp MELANOMA/
7. burns/
8. exp Eye Disorders/
9. exp STRABISMUS/
10. hypopituitarism/
11. exp AMPUTATION/
12. exp Prostheses/
13. plastic surgery/
14. exp MASTECTOMY/
15. exp COLOSTOMY/
16. 4 or 5 or 6 or 7 or 8 or 9 or 10 or 11 or 12 or 13 or 14 or 15
17. ((visible or face or facial* or maxillofacial or jaw) adj3 (injur* or damage* or scars or scarring or scarred or dermatos*)).tw,kf.
18. (keloid* or cicatrix or Acne or Eczema or psoriasis or Epidermolysis Bullosa or port wine stain* or h?emangioma\$ or vitiligo or birth mark* or birthmark*).tw,kf.
19. (melanoma* or burns or burn or burned or alopecia or exophthalm* or graves disease or thyroid eye disease or strabismus or (misalign* adj3 eye*) or blepharoptosis or ectropion).tw,kf.
20. ((eye or eyelid or head or neck or mouth or oral) adj3 (neoplasm* or cancer* or tumor*r*)).tw,kf.
21. (Dwarfism or dwarf or small stature or gigantism or restricted growth or torticollis or dystonia or dupuytren* contracture*).tw,kf.
22. (Loss of limb* or amputee* or artificial limb*).tw,kf.
23. (appearance adj3 (abnormal or malformation or problem* or distress)).tw,kf.
24. (visibl* adj3 (differen* or disabilit*)).tw,kf.
25. (deformit* or deformed or disfigured or disfiguring or disfigurement).tw,kf.
26. (palatoschisis or hare lip* or harelip* or (cleft* adj (lip* or palate* or orofacial* or facial or oral or craniofacial))).tw,kf.
27. (Lumpectom* or mastectom* or colostom* or Reconstructive surger* or Reconstruction).tw,kf.
28. or/17-27
29. 16 or 28
30. cosmetic techniques/
31. (Camouflage* or make-up or cosmetic* or beauty treatment*).tw.
32. 30 or 31

33. 3 and 29 and 32
34. double blind.tw.
35. random* assigned.tw.
36. control.tw.
37. 34 or 35 or 36
38. exp animals/ not humans.sh.
39. 37 not 38
40. 33 and 39

EMBASE (Ovid)

1. body image/ or body dysmorphic disorder/ or self esteem/ or self concept/ or "quality of life"/
2. (((Body or self) adj2 (confidence or esteem or Image or concept or perception or dysmorphi* or dissatisfaction or shame or anxiety or concern or satisfaction)) or quality of life).ti,ab,kw.
3. 1 or 2
4. exp *scar/
5. exp *face injury/
6. exp *craniofacial malformation/
7. exp *skin disease/
8. exp *psoriasis/
9. exp *eczema/
10. *acne vulgaris/
11. exp *congenital skin disease/
12. exp *vascular tumor/
13. exp *pigment disorder/
14. exp *melanoma/
15. *burn/ or *burn contracture/ or *electric burn/ or *eye burn/ or *face burn/
16. exp *alopecia/
17. exp *exophthalmos/
18. exp *strabismus/
19. exp *eyelid disease/
20. exp *mouth tumor/
21. exp *head cancer/
22. exp *"head and neck cancer"/ or exp *"head and neck tumor"/
23. *growth disorder/ or *dwarfism/ or *gigantism/ or *stunting/
24. exp *dystonia/
25. *Dupuytren contracture/
26. exp *amputation/

27. *limb prosthesis/
28. *amputee/
29. exp *reconstructive surgery/
30. exp *mastectomy/
31. *colostomy/
32. exp *mouth disease/
33. ((visible or face or facial* or maxillofacial or jaw) adj3 (injur* or damage* or scars or scarring or scarred or dermatos*)).tw,kf.
34. (keloid* or cicatrix or Acne or Eczema or psoriasis or Epidermolysis Bullosa or port wine stain* or h?emangioma\$ or vitiligo or birth mark* or birthmark*).tw,kf.
35. (melanoma* or burns or burn or burned or alopecia or exophthalm* or graves disease or thyroid eye disease or strabismus or (misalign* adj3 eye*) or blepharoptosis or ectropion).tw,kf.
36. ((eye or eyelid or head or neck or mouth or oral) adj3 (neoplasm* or cancer* or tumor*r*)).tw,kf.
37. (Dwarfism or dwarf or small stature or gigantism or restricted growth or torticollis or dystonia or dupuytren* contracture*).tw,kf.
38. (Loss of limb* or amputee* or artificial limb*).tw,kf.
39. (appearance adj3 (abnormal or malformation or problem* or distress)).tw,kf.
40. (visibl* adj3 (differen* or disabilit*)).tw,kf.
41. (deformit* or deformed or disfigured or disfiguring or disfigurement).tw,kf.
42. (palatoschisis or hare lip* or harelip* or (cleft* adj (lip* or palate* or orofacial* or facial or oral or craniofacial))).tw,kf.
43. (Lumpectom* or mastectom* or colostom* or Reconstructive surger* or Reconstruction).tw,kf.
44. or/33-43
45. or/4-32
46. 44 or 45
47. (Camouflage* or make-up or cosmetic* or beauty treatment*).tw,kw. or exp cosmetic/
48. 3 and 46 and 47
49. "randomized controlled trial (topic)"/
50. Randomized Controlled Trial/
51. Randomization/
52. Double Blind Procedure/
53. single blind procedure/
54. placebo/
55. (random* or sham or placebo*).ti,ab,hw.
56. ((singl* or doubl*) adj (blind* or dumm* or mask*)).ti,ab,hw.
57. ((tripl* or trebl*) adj (blind* or dumm* or mask*)).ti,ab,hw.
58. or/49-57

59. 48 and 58

CINAHL

Search ID#	Search Terms
S66	S53 AND S65
S65	S54 OR S55 OR S56 OR S57 OR S58 OR S59 OR S60 OR S61 OR S62 OR S63 OR S64
S64	TX allocat* random*
S63	(MH "Quantitative Studies")
S62	(MH "Placebos")
S61	TX placebo*
S60	TX random* allocat*
S59	(MH "Random Assignment")
S58	TX randomi* control* trial*
S57	TX ((singl* n1 blind*) or (singl* n1 mask*)) or TX ((doubl* n1 blind*) or (doubl* n1 mask*)) or TX ((tripl* n1 blind*) or (tripl* n1 mask*)) or TX ((trebl* n1 blind*) or (trebl* n1 mask*))
S56	TX clinic* n1 trial*
S55	PT Clinical Trial
S54	(MH "Clinical Trials+")
S53	S43 AND S49 AND S52
S52	S50 OR S51
S51	TI ((Camouflage* or make-up or cosmetic* or beauty treatment*)) OR AB ((Camouflage* or make-up or cosmetic* or beauty treatment*))
S50	(MH "Cosmetics")
S49	S44 OR S45 OR S46 OR S47 OR S48
S48	(MH "Self Concept+")
S47	(MH "Quality of Life+") OR "quality of life"
S46	TI (((Body or self) N2 (confidence or esteem or Image or concept or perception or dysmorphi* or dissatisfaction or shame or anxiety or concern or satisfaction))) OR AB (((Body or self) N2 (confidence or esteem or Image or concept or perception or dysmorphi* or dissatisfaction or shame or anxiety or concern or satisfaction)))

S45	(MH "Body Dysmorphic Disorder")
S44	(MH "Body Image+")
S43	S1 OR S2 OR S3 OR S4 OR S5 OR S6 OR S7 OR S8 OR S9 OR S10 OR S11 OR S12 OR S13 OR S14 OR S15 OR S16 OR S17 OR S18 OR S19 OR S20 OR S21 OR S22 OR S23 OR S24 OR S25 OR S26 OR S27 OR S28 OR S29 OR S30 OR S31 OR S32 OR S33 OR S34 OR S35 OR S36 OR S37 OR S38 OR S39 OR S40 OR S41 OR S42
S42	TI ((Lumpectom* or mastectom* or colostom* or Reconstructive surger* or Reconstruction)) OR AB ((Lumpectom* or mastectom* or colostom* or Reconstructive surger* or Reconstruction))
S41	TI ((palatoschisis or hare lip* or harelip* or (cleft* N1 (lip* or palate* or orofacial* or facial or oral or craniofacial)))) OR AB ((palatoschisis or hare lip* or harelip* or (cleft* N1 (lip* or palate* or orofacial* or facial or oral or craniofacial))))
S40	TI ((deformit* or deformed or disfigured or disfiguring or disfigurement)) OR AB ((deformit* or deformed or disfigured or disfiguring or disfigurement))
S39	TI ((visibl* N3 (differen* or disabilit*))) OR AB ((visibl* N3 (differen* or disabilit*)))
S38	TI ((appearance N3 (abnormal or malformation or problem* or distress))) OR AB ((appearance N3 (abnormal or malformation or problem* or distress)))
S37	TI ((Loss of limb* or amputee* or artificial limb*)) OR AB ((Loss of limb* or amputee* or artificial limb*))
S36	TI ((Dwarfism or dwarf or small stature or gigantism or restricted growth or torticollis or dystonia or dupuytren* contracture*)) OR AB ((Dwarfism or dwarf or small stature or gigantism or restricted growth or torticollis or dystonia or dupuytren* contracture*))
S35	TI (((eye or eyelid or head or neck or mouth or oral) N3 (neoplasm* or cancer* or tumor*))) OR AB (((eye or eyelid or head or neck or mouth or oral) N3 (neoplasm* or cancer* or tumor*)))
S34	TI ((melanoma* or burns or burn or burned or alopecia or exophthalm* or graves disease or thyroid eye disease or strabismus or (misalign* N3 eye*) or blepharoptosis or ectropion)) OR AB ((melanoma* or burns or burn or burned or alopecia or exophthalm* or graves disease or thyroid eye disease or strabismus or (misalign* N3 eye*) or blepharoptosis or ectropion))
S33	TI ((keloid* or cicatrix or Acne or Eczema or psoriasis or Epidermolysis Bullosa or port wine stain* or h?emangioma\$ or vitiligo or birth mark* or birthmark*)) OR AB ((keloid* or cicatrix or Acne or Eczema or psoriasis or Epidermolysis Bullosa or port wine stain* or h?emangioma\$ or vitiligo or birth mark* or birthmark*))
S32	TI (((visible or face or facial* or maxillofacial or jaw) N3 (injur* or damage* or scars or scarring or scarred or dermatos*))) OR AB (((visible or face or facial* or

	maxillofacial or jaw) N3 (injur* or damage* or scars or scarring or scarred or dermatos*)))
S31	(MH "Mouth Abnormalities+")
S30	(MH "Colostomy")
S29	(MH "Mastectomy+")
S28	(MH "Surgery, Reconstructive+")
S27	(MH "Amputees")
S26	(MH "Limb Deformities, Congenital+")
S25	(MH "Limb Prosthesis")
S24	(MH "Amputation+")
S23	(MH "Dupuytren's Contracture")
S22	(MH "Dystonia+")
S21	(MH "Beckwith-Wiedemann Syndrome") OR (MH "Lipodystrophy, Congenital Generalized") OR (MH "Sotos' Syndrome")
S20	(MH "Dwarfism+")
S19	(MH "Growth Disorders+")
S18	(MH "Head and Neck Neoplasms+")
S17	(MH "Mouth Neoplasms+")
S16	(MH "Eyelid Diseases+")
S15	(MH "Strabismus")
S14	(MH "Exophthalmos+")
S13	(MH "Alopecia+")
S12	(MH "Burns") OR (MH "Burns, Chemical") OR (MH "Burns, Electric")
S11	(MH "Melanoma+")
S10	(MH "Pigmentation Disorders+")
S9	(MH "Hemangioma+")
S8	(MH "Skin Abnormalities+")
S7	(MH "Acne Vulgaris")
S6	(MH "Eczema")
S5	(MH "Psoriasis")
S4	(MH "Facial Dermatoses+")

S3	(MH "Craniofacial Abnormalities+")
S2	(MH "Facial Injuries+")
S1	(MH "Cicatrix+")

Cochrane Central Database of Controlled Trials

<input type="checkbox"/>	<input checked="" type="checkbox"/>	#1	(visible or face or facial* or maxillofacial or jaw) AND (injur* or damage* or scars or scarring or scarred or dermatos*)
<input type="checkbox"/>	<input checked="" type="checkbox"/>	#2	(keloid* or cicatrix or Acne or Eczema or psoriasis or Epidermolysis Bullosa or port wine stain* or hemangioma or vitiligo or birth mark* or birthmark*)
<input type="checkbox"/>	<input checked="" type="checkbox"/>	#3	(melanoma* or burns or burn or burned or alopecia or exophthalm* or "graves disease*" or "thyroid eye disease*" or strabismus or (misalign* AND eye*) or blepharoptosis or ectropion)
<input type="checkbox"/>	<input checked="" type="checkbox"/>	#4	(eye or eyelid or head or neck or mouth or oral) AND (neoplasm* or cancer* or tumor* or tumour*)
<input type="checkbox"/>	<input checked="" type="checkbox"/>	#5	(Dwarfism or dwarf or small stature or gigantism or restricted growth or torticollis or dystonia or dupuytren* contracture*)
<input type="checkbox"/>	<input checked="" type="checkbox"/>	#6	(Loss of limb* or amputee* or artificial limb*)
<input type="checkbox"/>	<input checked="" type="checkbox"/>	#7	(appearance) AND (abnormal or malformation or problem* or distress)
<input type="checkbox"/>	<input checked="" type="checkbox"/>	#8	(visibl*) AND (differen* or disabilit*)
<input type="checkbox"/>	<input checked="" type="checkbox"/>	#9	(deformit* or deformed or disfigured or disfiguring or disfigurement)
<input type="checkbox"/>	<input checked="" type="checkbox"/>	#10	palatoschisis or hare lip* or harelip*
<input type="checkbox"/>	<input checked="" type="checkbox"/>	#11	(cleft*) AND (lip* or palate* or orofacial* or facial or oral or craniofacial)
<input type="checkbox"/>	<input checked="" type="checkbox"/>	#12	#1 OR #2 OR #3 OR #4 OR #5 OR #6 OR #7 OR #8 OR #9 OR #10 OR #11
<input type="checkbox"/>	<input checked="" type="checkbox"/>	#13	((Body or self) AND (confidence or esteem or Image or concept or perception or dysmorph* or dissatisfaction or shame or anxiety or concern or satisfaction))
<input type="checkbox"/>	<input checked="" type="checkbox"/>	#14	(Camouflage* or make-up or cosmetic* or beauty treatment*)
<input type="checkbox"/>	<input checked="" type="checkbox"/>	#15	#12 AND #13 AND #14
<input type="checkbox"/>	<input checked="" type="checkbox"/>	#16	Type a search term or use the S or MeSH buttons to compose

H

#1 (visible or face or facial* or maxillofacial or jaw) AND (injur* or damage* or scars or scarring or scarred or dermatos*)

#2 (keloid* or cicatrix or acne or eczema or psoriasis or Epidermolysis Bullosa or port wine stain* or hemangioma or vitiligo or birth mark* or birthmark*)

#3 (melanoma* or burns or burn or burned or alopecia or exophthalm* or "graves disease*" or "thyroid eye disease*" or strabismus or (misalign* AND eye*) or blepharoptosis or ectropion)

#4 (eye or eyelid or head or neck or mouth or oral) AND (neoplasm* or cancer* or tumor* or tumour*)

#5 (Dwarfism or dwarf or small stature or gigantism or restricted growth or torticollis or dystonia or dupuytren* contracture*)

#6 (Loss of limb* or amputee* or artificial limb*)

#7 (appearance) AND (abnormal or malformation or problem* or distress)

#8 (visibl*) AND (differen* or disabilit*)

#9 (deformit* or deformed or disfigured or disfiguring or disfigurement)

#10 (palatoschisis or hare lip* or harelip*)

#11 (cleft*) AND (lip* or palate* or orofacial* or facial or oral or craniofacial)

#12 #1 AND #2 AND #3 AND #4 AND #5 AND #6 AND #7 AND #8 AND #9 AND #10
AND #11
#13 (Body or self) AND (confidence or esteem or Image or concept or perception or dysmorphi*
or dissatisfaction or shame or anxiety or concern or satisfaction)
#14 (Camouflage* or make-up or cosmetic* or beauty treatment*)
#15 #12 AND #13 AND #14

APPENDIX 2: Variables Included in Data Extraction Form**Study characteristics**

First author
Year
Journal
Funding source
Country
Medical condition
Recruitment setting and method
Number of participants randomised
Percent female
Mean (standard deviation [SD]) age
Mean (SD) years with body image concerns
Notes

Intervention and control group details

Group name
Description of intervention
Number of participants randomised to group
Number of participants analyzed in group
Notes

Outcomes

Outcome type (appearance-related, general psychological, reported harms)
Outcome measure name
Timepoints collected
Measure of aggregation (e.g., mean, median) at baseline and subsequent post-test assessments
Measure of dispersion (e.g., SD) at baseline and subsequent post-test assessments
Number of participants analyzed at baseline and subsequent post-test assessments
Other relevant results at baseline and subsequent post-test assessments
Notes