

BMJ Open

BMJ Open is committed to open peer review. As part of this commitment we make the peer review history of every article we publish publicly available.

When an article is published we post the peer reviewers' comments and the authors' responses online. We also post the versions of the paper that were used during peer review. These are the versions that the peer review comments apply to.

The versions of the paper that follow are the versions that were submitted during the peer review process. They are not the versions of record or the final published versions. They should not be cited or distributed as the published version of this manuscript.

BMJ Open is an open access journal and the full, final, typeset and author-corrected version of record of the manuscript is available on our site with no access controls, subscription charges or pay-per-view fees (<http://bmjopen.bmj.com>).

If you have any questions on BMJ Open's open peer review process please email info.bmjopen@bmj.com

BMJ Open

THE NON-UTILISATION OF CONVENTIONAL HEALTH FACILITIES AND FACTORS LEADING TO HERBAL MEDICINE USE IN SOUTH WEST NIGERIA

Journal:	<i>BMJ Open</i>
Manuscript ID	bmjopen-2020-040769
Article Type:	Original research
Date Submitted by the Author:	27-May-2020
Complete List of Authors:	Aina, Olujimi; Anglia Ruskin University - Cambridge Campus, School of Life Sciences Gautam, Lata; Anglia Ruskin University - Cambridge Campus, School of Life Sciences Simkhada, Padam; University of Huddersfield, School of Human and Health Sciences Hall, Sarah; De Montfort University, Leicester School of Pharmacy, Health and Life Sciences
Keywords:	Toxicity < THERAPEUTICS, Herbal medicine < THERAPEUTICS, Quality in health care < HEALTH SERVICES ADMINISTRATION & MANAGEMENT

SCHOLARONE™
Manuscripts



I, the Submitting Author has the right to grant and does grant on behalf of all authors of the Work (as defined in the below author licence), an exclusive licence and/or a non-exclusive licence for contributions from authors who are: i) UK Crown employees; ii) where BMJ has agreed a CC-BY licence shall apply, and/or iii) in accordance with the terms applicable for US Federal Government officers or employees acting as part of their official duties; on a worldwide, perpetual, irrevocable, royalty-free basis to BMJ Publishing Group Ltd ("BMJ") its licensees and where the relevant Journal is co-owned by BMJ to the co-owners of the Journal, to publish the Work in this journal and any other BMJ products and to exploit all rights, as set out in our [licence](#).

The Submitting Author accepts and understands that any supply made under these terms is made by BMJ to the Submitting Author unless you are acting as an employee on behalf of your employer or a postgraduate student of an affiliated institution which is paying any applicable article publishing charge ("APC") for Open Access articles. Where the Submitting Author wishes to make the Work available on an Open Access basis (and intends to pay the relevant APC), the terms of reuse of such Open Access shall be governed by a Creative Commons licence – details of these licences and which [Creative Commons](#) licence will apply to this Work are set out in our licence referred to above.

Other than as permitted in any relevant BMJ Author's Self Archiving Policies, I confirm this Work has not been accepted for publication elsewhere, is not being considered for publication elsewhere and does not duplicate material already published. I confirm all authors consent to publication of this Work and authorise the granting of this licence.

1
2
3 **THE NON-UTILISATION OF CONVENTIONAL HEALTH FACILITIES AND**
4 **FACTORS LEADING TO HERBAL MEDICINE USE IN SOUTH WEST NIGERIA**
5
6
7

8
9 **Olujimi Aina, Lata Gautam*, Padam Simkhada, Sarah Hall**

10
11 *Corresponding author
12

13
14 **Dr Lata Gautam**

15
16 Forensic and Investigative Sciences Research Group, School of Life Sciences,
17 Faculty of Science and Engineering, Anglia Ruskin University, Cambridge, CB1 1PT

18
19 Lata.Gautam@anglia.ac.uk
20

21
22 0044 1223 698369
23

24
25 **Co-authors**

26
27 Dr Olujimi Aina

28
29 Forensic and Investigative Sciences Research Group, School of Life Sciences,
30 Faculty of Science and Engineering, Anglia Ruskin University, Cambridge, CB1 1PT
31
32

33
34
35
36 Prof. Padam Simkhada

37
38 School of Human and Health Sciences, Huddersfield University, Queensgate,
39 Huddersfield, HD1 3DH

40
41 P.P.Simkhada@hud.ac.uk
42
43
44
45
46

47 Dr Sarah Hall

48
49 Leicester School of Pharmacy, Health and Life Sciences, De Montfort University,
50 The Gateway, Leicester, LE1 9BH

51
52 sarah.hall@dmu.ac.uk
53
54
55

56 **Keywords:** Herbal medicine, herbal products, public health, quality in health care.
57

58 **Word count** – 3985 words excluding title page, references, figures and tables
59
60

ABSTRACT

Objectives

To examine the prevalence, determinants and the knowledge about use of herbal medicine and reasons for non-hospital utilisation within Ekiti state south west Nigeria.

Design

Cross-sectional study

Setting

Paper based face to face survey

Participants

A representative sample (n=1600) of adults (18 years or above) currently living in Ekiti state south west Nigeria for at least two years, at the time of study.

Results

The majority of the respondents (85% n=1265) have used herbal medicines in last two years. Across economic classes, the highest use (88.3%) was amongst the middle income class ($p<0.001$). This suggests that poverty was not a major factor in the use of herbal medicines considering the income inequality. The use was commonest among respondents with a primary level of education (91.4%, $p=0.001$); and use among 100% ($p=0.009$) of respondents practicing African traditional religion; farmers and those 70 years of age and above. Our study also reveals most males ($p<0.001$) used herbal medicines (89.9%) than females (78.6%). The effectiveness of herbal medicines was a major reason (39.6%) followed by affordability (31.9%) on why they were used. Though the majority of the respondents (90%) in this study know the difference between certified and uncertified herbal medicines, uncertified ones were the most commonly used (37.3%) in the population.

Conclusion

Although there is a cultural history of herbal medicine use within the study population, their choices of use were mostly based on the effectiveness while other determinants such as income were not found to be a major factor. In addition, uncertified forms were chosen over certified HMs, even though a large majority of respondents were aware of the differences and its likely consequences. This study thus highlights the need for further investment in public health awareness and conventional health care system.

STRENGTHS AND LIMITATIONS OF THE STUDY

- A mixed method used in this research catered for the peculiarity of the study population, hence increasing inclusivity.
- Most towns were visited during the day when some farmers may have been absent leading to a low number of participants from this group.
- This study found that the timing of questionnaire administration is an important consideration to make.
- There were more incomplete entries in the self-administered questionnaires compared to the interview administered ones.

BACKGROUND

The provision of health care falls mainly into the orthodox and non- orthodox systems. The non-conventional health care system includes Complementary and Alternative Medicine of which herbal medicine is an important component[1]. Herbal medicines are defined as materials or preparations obtained from one or more plants; raw or processed parts[2], containing substances with therapeutic characteristics and other benefits to human health. A large percentage of the world's population depend on herbal medicines in both developing (80%)[3, 4] and developed countries[5, 6].

Recent studies have reported the high use of herbal medicines in Nigeria[7-11]. A study conducted in one of the local government areas (Ekiti state) reported 74.3% of the respondents used herbal medicine in the treatment of malaria[7]. In another study, in urban Lagos Nigeria, 66.8% (n=388 respondents) used herbal medicine for management of various ailments[11]. However, the prevalence of herbal medicines use within the larger population in Ekiti state remains unknown, although it's use is generally believed to be widespread. Vendors of various herbal medicines are almost now ubiquitous in Nigeria, trading in traffic gridlocks, highways, bus stops/ stations, festivals and even in some conventional health facilities. Herbal medicines used are either locally made, refined, imported, certified or uncertified by the government. The National Agency for Food and Drug Administration and Control (NAFDAC) in Nigeria is the government agency responsible for the certification, registration and regulation of herbal medicines. Extemporaneous herbal medicines (herbs or mixture of herbs given on a one-to one basis) are not included in the class of herbal medicines[12]. However some of these products have now been commercialised raising concerns

1
2
3 about safety as much as the uncertified herbal medicine types, therefore these need
4 to be included in the NAFDAC registration and regulation process.
5

6 Patronage of conventional health facilities is an important aspect of health care
7 delivery system in most communities. The conventional and traditional medical system
8 provides health care services in Ekiti state, coordinated by the State Ministry of
9 Health[13]. The increased use of herbal medicines has been attributed to challenges
10 relating to the availability and affordability of conventional medicine. Furthermore, of
11 the sixteen local government areas in Ekiti state, only two areas (Irepodun/Ifelodun
12 and Ekiti East) have higher number of their population utilising their health facilities
13 optimally[14]. The use of herbal medicine is likely a combination of different factors
14 within the study population, therefore this study investigated the prevalence and
15 determinant of herbal medicines use and the reasons for non-utilisation of
16 conventional health facilities in Ekiti state, Nigeria.
17
18
19
20
21
22
23
24

25 **METHODS**

26 **Study design**

27
28 This study was conducted in Ekiti state, southwest Nigeria with a population of
29 2,384,212[15], which include over 127 large and small towns[16]. A semi-structured
30 survey was conducted to examine herbal medicine use. Participants were 18 years
31 and above and those who lived in Ekiti State at the time of study or have lived in the
32 state for at least 2 years.
33
34
35
36

37 The minimum sample size required for this study was 1067 participants, assuming
38 50% of the population use herbal medicine[17] as calculated using equation 1:
39
40

41
42 Equation 1:
$$n = \frac{z^2 \times pq}{d^2}$$

43
44
45
46

47 Where n = required minimum sample size in the study

48 z = Z-score or standard deviation

49 p = proportion of people who use herbal medicine in the study area

50 q = 1-p

51 d = the acceptable error level
52
53
54
55
56
57
58
59
60

1
2
3 The calculation of the sample size was based on acceptable error level of 3% (0.03)
4 and a confidence interval of 95% corresponding to a Z-score of 1.96. These are within
5 social science research recommended values for standard deviation and error
6 levels[18]. The proportion of people using herbal medicine in Ekiti state is unknown
7 therefore maximum heterogeneity was assumed (i.e. a 50/50 split in users and non-
8 user) with $p=0.5$.
9
10
11
12
13

14 **Sampling Method**

16 The study participants were selected using a multistage sampling technique. The first
17 stage involved stratifying Ekiti state into the existing sixteen local government areas
18 (LGA). This followed random sampling to select two towns in each local government
19 (total of 32 towns - second stage). Then residential quarters in each town were
20 selected randomly, making a total of 160 residential quarters (third stage). Systemic
21 random sampling was used in the fourth stage in selecting 10 household from each of
22 the selected residential quarters and one participant from each household made up
23 the final sample population of 1600. Hence a cross sectional study was administered
24 to 1600 participants which was above the required minimum sample size as
25 determined earlier and were representative of the Ekiti state population[15]. A flow
26 diagram of the sampling method is shown is supplementary information.
27
28
29
30
31
32
33

34 **Administration and measurement of research instrument**

36 The questionnaire used in this study was adapted from previous studies on the use of
37 herbal medicines[9, 10, 19] and validated in a pilot study. They were interviewer-
38 administered or self-administered depending on the ability or choice of the participant.
39 Each self-administered questionnaire was completed in about 10 minutes and the
40 interview-administered in about 20 minutes. The questionnaire was used to obtain
41 both qualitative and quantitative data with open and closed-ended questions
42 respectively. Interpretation of the questionnaire in the local dialect was offered when
43 required.
44
45
46

47 The close-ended questions were used to collect the socio-demographic data of the
48 participants which included their age range, gender, level of education, religion,
49 occupation and annual income. These were also used to assess the knowledge,
50 perception of safety and effectiveness and use of herbal medicines. The open-ended
51 questions were employed to identify reasons for herbal medicine preference and non-
52 orthodox preference. These also included adverse effects experienced and how they
53 were managed.
54
55
56
57
58
59

60 **Data analysis**

1
2
3 Manual representational thematic analysis was used to analyse textual data obtained
4 from open-ended questions. Afterwards, inferential and descriptive statistical analysis
5 was carried out using SPSS (version 20.0). Comparison of socio-demographic factors
6 and the use or non-use of herbal medicine was carried out using inferential statistics.
7 A Pearson Chi-square test was used to examine the impact of independent variables
8 (e.g. age, gender, religion, level of education, occupation, annual income) on various
9 responses (such use of HM and perception of safety) in the study and $p \leq 0.05$ at 95 %
10 confidence interval was considered to be statistically significant.
11
12
13
14
15
16

17 **Ethics**

18
19 Ethics approval was obtained from the Faculty of Science and Technology, Anglia
20 Ruskin University and Ekiti State Ministry of Health in Ekiti State. Participants were
21 provided with the participant information sheet and the content explained in English or
22 local dialect. Informed consent was obtained from the participants who volunteered to
23 be part of the study.
24
25
26
27
28

29 **Public patient involvement in research**

30
31
32 The public have participated in this study by completing the survey. The pilot study
33 was carried out to determine its feasibility on a larger scale. It was observed that some
34 of the questions on herbal medicines use were ambiguous. As a result, the questions
35 were rephrased to focus on the use of herbal medicines within the last two years.
36 Research questions were developed from prior knowledge and experience of the
37 researchers. Participants were not asked to assess the burden of the intervention and
38 time required to participate in the research. Multistage sampling method was used for
39 participant's recruitment.
40
41
42
43
44

45 **RESULTS**

46
47 A total of 984 questionnaires were self-administered while 616 questionnaires were
48 interview based. 1265 respondents formed the final sample size for the study due to
49 exclusion of 335 respondent's entry. 263 self-administered and 72 interview based
50 questionnaires were excluded due to being incomplete.
51
52
53
54
55
56
57
58
59
60

Socio-demographic characteristics of respondents

There were more male respondents (56.4%) than female respondents (43.6%) in the study. Majority of the respondents (43.2%) were within the age group of 30-49 years, Christians (69.5%) and self-employed (39.6%). In addition, the majority of the respondents (82%) were within the low income group as shown in Table 1.

Table 1: Socio-demographic background of the respondents

	Frequency	%
Age (years)		
18-29	322	25.5
30-49	547	43.2
50-69	358	28.3
70 and above	38	3.0
Gender		
Male	713	56.4
Female	552	43.6
Level of Education		
No formal education	191	15.1
Primary	245	19.4
Secondary	340	26.9
Tertiary	489	38.7
Religion		
Christianity	879	69.5
Islam	346	27.4
African traditional	40	3.2
Occupation		
Student	84	6.6
Civil servant	491	38.8
Farmer	76	6.0
Self employed	501	39.6
Others	113	8.9
Annual Income		
Low (\leq ₦600,000)	1037	82.0
Middle (₦600,000 to ₦2.4M)	179	14.2
High (\geq ₦2.4M)	49	3.9

Knowledge and use of herbal medicines

Considering their knowledge and use of herbal medicines (HM), 90% of the respondents knew the difference between certified and uncertified HM while 85% had used them in the last two years, 53% using them more than ten times (Table 2). However over half of the respondents (57%) believed it is unsafe to take uncertified HM although 37% continued to take them while 32% took both certified and uncertified HM.

	Frequency	%
Knowledge of certified and uncertified HM		
Have knowledge	1139	90.0
Don't have knowledge	126	10.0
Use of HM in the last 2 years		
Used	1075	85.0
Non-use	190	15.0
Class of HM used		
Uncertified	401	37.3
Both	343	31.9
Certified	331	30.8
Frequency of HM use in last 2 years		
Once- twice	142	13.2
3-10 times	363	33.8
Over 10 times	570	53.0

Table 2: Knowledge and use of herbal medicines

Preference for herbal medicines use and hospital utilisation

The effectiveness was the reason (39.6%) respondents preferred herbal medicines and for those who did not use herbal medicine, risk to health was the major reason (61%). 45.2% of users blamed poor service delivery for non-hospital utilisation (Table 3).

Table 3: Reasons for HM use/non-use and non-hospital utilisation

	Frequency	%
Reasons for HM use		
Effectiveness	538	39.6
Affordability	434	31.9
Availability	292	21.5
Natural product	96	7.1
Reasons for non-HM use		
Risk to health	116	61.1
Personal preference	49	25.8
Poor knowledge of HM composition	25	13.2
Reasons for non-hospital utilisation		
Poor service delivery	534	45.2
High hospital cost	396	33.5
Unorthodox belief	141	11.9
Do visit the hospital	110	9.3

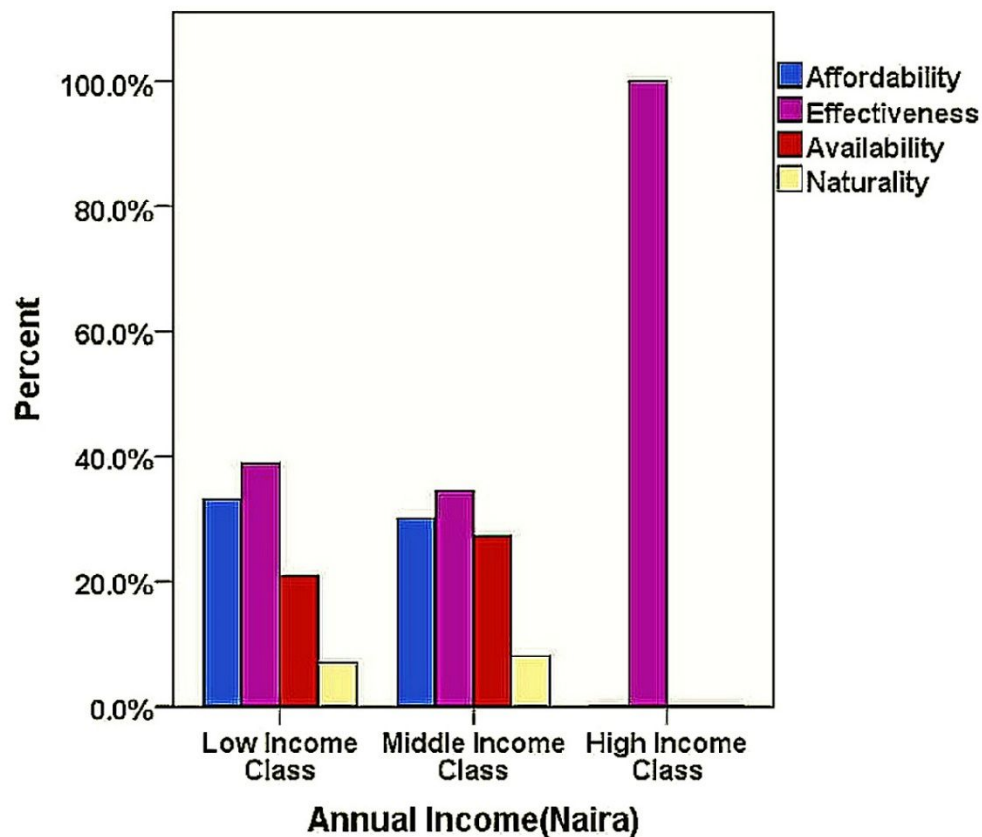


Figure 1: Chart showing reasons for herbal medicine use across economic background of respondents

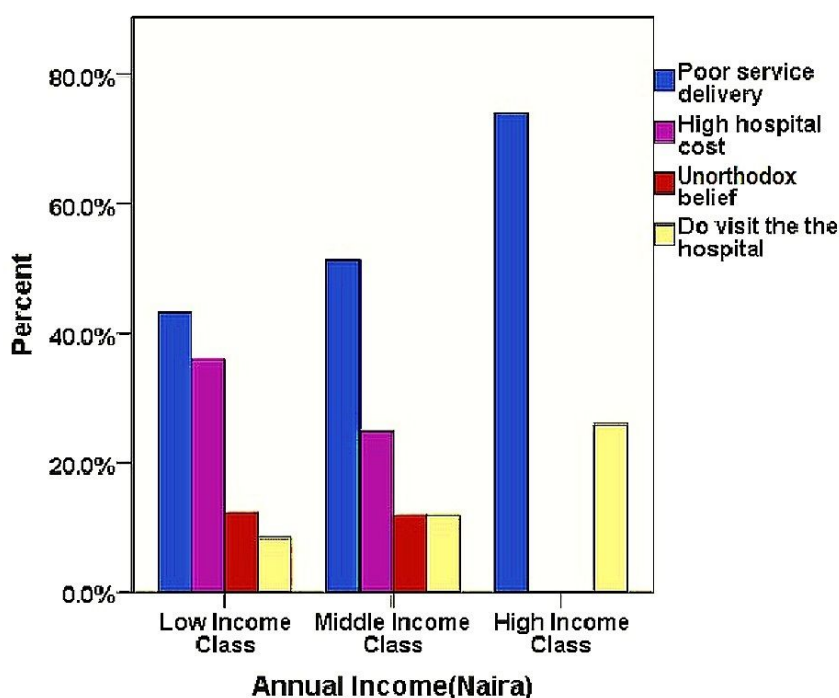


Figure 2: Chart showing reasons for non-hospital utilisation across economic background of the respondent

According to Figure 1, across all income classes, effectiveness of HM was the most attributed reason for their use. Likewise, poor service delivery was the most stated reason for non-utilisation of conventional health facilities (Figure 2).

Perception of safety and effectiveness

To explore perception of safety and effectiveness of herbal medicines, our survey results showed that the majority of the respondents (83.6%) perceived that HM are effective, while more than half (57.3%) believed they are unsafe (Table 4).

Table 4: Perception of HM safety and effectiveness and their adverse effect management

	Frequency	%
Perception of effectiveness		
Effective	899	83.6
Ineffective	176	16.4
Perception of safety		
Safe	464	42.7
Unsafe	623	57.3
Observed adverse effect		
None	566	52.7
Abdominal discomfort	150	14.0
Nausea and vomiting	201	18.7
Headache	82	7.6
Stooling	62	5.8
Generalised body weakness	14	1.3
Management of adverse effect		
Rest and becomes self-limiting	219	42.5
Visit the hospital	129	25.0
Take orthodox medicine	111	21.6
Take another HM	56	10.9

Most of the respondents (52.7%) who have used HM in the last two years did not experience any adverse effects while some others experienced abdominal discomfort (14%), nausea and vomiting (18.7%), headache (7.6%), stooling (5.8%) and generalised body weakness (1.3%). These adverse effects were managed differently; the majority (42.5%) took adequate rest while the effects self-limit, visited the hospital (25%), took orthodox medicine (21.6%) or took another HM (10.9%) see Table 4.

The data has been analysed using Pearson Chi square test to explore if there is a significant association among different factors studied such as age, sex, level of education, religion, annual income and occupation and the use of HM. Table 5 shows results indicating significant association between, age, sex, religion, annual income and occupation with HM using 95% confidence interval.

Table 5: Significance of background characteristics on usage of herbal medicines

Characteristics	Use of HM	Non-use of HM	Total (100%)	p value
Age (years)				
18-29	274 (85.1%)	48 (14.9%)	322	p=0.005*
30-49	474 (86.7%)	73 (13.3%)	547	$\chi^2=12.996$
50-69	289 (80.7%)	69 (19.3%)	358	df=3
70 and >70	38 (100.0%)	0 (0.0%)	38	
Total	1075 (85.0%)	190 (15.0%)	1265	
Gender				
Male	641 (89.9%)	72 (10.1%)	713	p<0.001*
Female	434 (78.6%)	118 (21.4%)	552	$\chi^2=31.008$
Total	1075 (85.0%)	190 (15.0%)	1265	df=1
Level of Education				
No formal education	169 (88.5%)	22 (11.5%)	191	p=0.001*
Primary	224 (91.4%)	21 (8.6%)	245	$\chi^2=16.670$
Secondary	287 (84.4%)	53 (15.6%)	340	df=3
Tertiary	395 (80.8%)	94 (19.2%)	489	
Total	1075 (85.0%)	190 (15.0%)	1265	
Religion				
Christianity	751 (85.4%)	128 (14.6%)	879	p=0.009*
Islam	284 (82.1%)	62 (17.9%)	346	$\chi^2=9.493$
African traditional	40 (100.0%)	0 (0.0%)	40	df=2
Total	1075 (85.0%)	190 (15.0%)	1265	
Annual Income				
Low income ^a	890 (85.8%)	147 (14.2%)	1037	p<0.001*
Middle income ^b	158 (88.3%)	21 (11.7%)	179	$\chi^2=36.366$
High income ^c	27 (55.1%)	22 (44.9%)	49	df=2
Total	1075 (85.0%)	190 (15.0%)	1265	
Occupation				
Student	69 (82.1%)	15 (17.9%)	84	p<0.001*
Civil servant	395(80.4%)	96 (19.6%)	491	$\chi^2=26.701$
Farmer	76 (100.0%)	0 (0.0%)	76	df=4
Business	431(86.0%)	70 (14.0%)	501	
Others	104 (92.0%)	9 (8.0%)	113	
Total	1075 (85.0%)	190 (15.0%)	1265	

* significant association ^a (\leq ₦600,000) ^b (₦601,000 to ₦2.4M) ^c (\geq ₦2.4M)

DISCUSSION

The majority of the respondents (90%) in this research knew the difference between government certified and uncertified herbal medicines. The high level of knowledge about certified and uncertified HM may have been due to the success of various campaigns and public awareness programmes run by the National Agency for Food and Drug Administration Control in 2007 about fake and counterfeit drugs in Nigeria[20]. Participant's awareness is thus reflected in this study which is an indicator of the effectiveness of the government effort at sensitizing the public.

However, we found that the use of HM is still high in the study population with 85% of the respondents having used them in the last two years (Table 2). Similar studies in general HM use conducted in Lagos and the UK reported 66.8% and 64.2% of their respondents had used HM[11, 21]. Social, cultural, socioeconomic and political factors have been reported to influence the use of HM in developed countries[22, 23], whereas this might not be the case in developing country such as Nigeria. It has been reported that approximately 80% of Nigerians still consult the traditional healers for various health care provisions[24], which may explain the high use of HM in this study.

The effectiveness of HM (83.6%) was a major factor in their use which is in line with previous findings[25, 26]. Affordability was the second most mentioned factor (31.9%) followed by availability (21.5%). These factors influencing HM use in this study has also been reported previously[4]. In addition, the authors reported other factors such as preference for natural therapies and alternative medicines, dissatisfaction with orthodox pharmaceuticals, high cost and side effects of orthodox medicine, distrust of physician's abilities and self-medication habit[4]. Anecdotal information from friends, religious influence and spiritual consciousness has also been known to influence the use of HM[27-29]. Only 7.1% of the respondents in this study attributed their HM use to its natural and organic properties, the misconception of the natural properties being non - toxic and free of adverse effect is a common belief in both developed and developing countries[30]. A comparative assessment of herbal and orthodox medicines in Nigeria showed that the HM were preferred to orthodox medicines in terms of efficacy, affordability, availability, safety and level of advertisement[31].

The dissatisfaction with orthodox health care was also highlighted in this study. Majority of the respondents (45.2%) attributed poor service delivery in the hospital to non-hospital utilisation followed by high hospital cost (33.5%) (Table 3). The poor services experienced included long hospital waiting time, hostile and rude attitude of health workers, poor infrastructure and lack of communication. The nature of illness, availability of money, patient's age, religious or personal belief, level of education and severity of illness amongst other factors have been reported to influence the choice between orthodox and the traditional health system.

1
2
3 Nonetheless, challenges associated with the orthodox health system in Ekiti state such
4 as affordability of service cost, quality of service rendered, closeness to home, staff
5 attitude, environment cleanliness, availability of required drugs and services have also
6 informed patient's patronage to the use of HM[32]. In addition, approximately 70% of
7 orthodox drugs in circulation in Nigeria are either adulterated or fake highlighting the
8 need for thorough analysis of such products and licensing provisions.
9

10
11 Hence findings from this study suggest lack of improvement in the health care service
12 delivery over time, which is also evidenced by other publications highlighting similar
13 issues[33]. The effectiveness of HM and hospital poor service delivery are the reasons
14 most highlighted in this study favouring HM use which is across the whole
15 socioeconomic class of the respondents (Figure 1 and 2). Thus regardless of the
16 economic situation of the respondents a good service delivery in the orthodox health
17 system is highly desirable.
18
19

20
21 A significant difference in the number of males using HM (89.9%) was observed when
22 compared to females (78.6%) ($p < 0.001$, $\chi^2 = 31.008$ and $df = 3$) (Table 5). Our finding is
23 not consistent with published literature from developed countries where females had
24 higher use of HM than males with 12.7% of females compared to 1.1% of males[34]
25 and 8.3 % females compared to 2.9% males[35] with a similar trend reported in other
26 studies[36,37]. A previous Nigerian study however found no significant difference
27 between being female and use of HM[38]. Although it has been reported that women
28 take less risk than men[39], women tend to seek help from the orthodox health care
29 when compared to men[40-42]. Therefore, we recommend authorities to be mindful of
30 targeting men in public health awareness in relation to the safety of HM.
31
32

33
34 The level of education was another factor that contributed to the use of HM in this
35 study. There was significant relationship between respondent's level of education and
36 use of HM ($p = 0.001$, $\chi^2 = 16.670$, $df = 3$), as respondents with primary level of education
37 had the highest use of HM and least use within respondents with tertiary level of
38 education. HM use was also highest among respondents within the middle annual
39 income class while the least use was among the high annual income group
40 ($p < 0.001^*$, $\chi^2 = 36.366$, $df = 2$). This finding contradicts a previous study where the
41 author has reported poverty and dissatisfaction with orthodox medicine as the reason
42 for HM use[43]. In line with the author, our study showed dissatisfaction with orthodox
43 medical care as a reason for non-hospital utilisation (Table 3) but poverty was not a
44 factor[43]. Affordability which was the second most highlighted reason for use of HM
45 (31.9%) and high hospital cost which was the second most highlighted reason for non-
46 hospital utilisation (33.5%) may not equate poverty. Though 82% of the respondents
47 were within the low income class, 69% of health care financing is still "out of pocket"
48 by patients in Nigeria[44]. Health insurance accounts for only 2% of all health care
49 financing in Nigeria[43].
50
51

52
53 Therefore financing out of pocket health care is an extra burden on a population with
54 82% already within the low income group. This brings to bare the importance of the
55
56
57
58
59
60

1
2
3 United Nations Sustainable Development Goal 3; which is to strive towards achieving
4 Universal Health Coverage by 2030 by all member states[45].
5

6
7 Conversely, low level of education and income power has been reported to influence
8 choice of HM use in previous studies[9, 46, 47]. The studies associated low income
9 with use of HM, which is different from what was found in this study. Highest use of
10 HM was among the middle-income group (Table 5). However studies in developed
11 countries have reported non-significant relationship between income and HM use but
12 significant relationship between higher level of education and HM use[19, 48]. These
13 variations may be due to interplay between factors such as respondent's
14 socioeconomic characteristics and peculiarities of the study environment. Hence the
15 findings in this study reflect such interplay where the middle-income class used more
16 HM and a significant relationship between level of education and HM use.
17
18
19

20
21 Additionally, there was a significant association between the age of the respondents
22 and use of HM in this study ($p=0.005$, $\chi^2=12.996$, $df=3$). Respondents 70 years and
23 above have all (100%) used HM in the last 2 years, followed by the age group 30-49
24 years of which 86.7% of them have also used HM within the period. A publication
25 amongst the general population on HM use reported significant relationship between
26 age and use of HM[46] while another reported no significant difference[9]. This study
27 showed that the use of HM increases with the age of the respondents, although age
28 group 50-69 years did not follow this pattern. The occupation of the respondents was
29 also significantly associated with HM use $p=0.001$, $\chi^2=75.504$ $df=8$. This can be linked
30 to the annual income of the respondents which had significant association in this study.
31 The type of occupation largely determines the accruable income.
32
33
34
35

36
37 There was 100% use of HM in the last 2 years among respondents who practised
38 African traditional religion, 85.4% use among Christians and 82.1% use among
39 Muslims. There was a significant relationship between religious affiliation of the
40 respondents and HM use ($p=0.009$, $\chi^2=9.493$, $df=2$) (Table 5). The use of HM as an
41 integral part of African tradition religion is documented and African traditional religionist
42 being the custodian of the African traditional medicine[49]. Although some studies
43 reported no significant association between religion and HM use[25, 50, 51] other
44 studies have reported otherwise[52, 53]. Furthermore research has shown that
45 religious beliefs and spiritual practices of patients have powerful influence in making
46 decision about treatment choice, coping with chronic diseases and end of life care
47 decisions[54, 55]. Therefore, this study highlights the influence religion has on the use
48 of HM; it is apparently a correlation between their religious belief and their choice of
49 health care.
50
51
52
53

54
55 This study employed mixed method which catered for the peculiarity of the study
56 population hence increasing inclusivity. Also the study has helped to reveal the
57 prevalence and determinant of HM use and non-hospital utilisation within the study
58 population. These are new findings within the Ekiti State which will help in public health
59 planning. There were few limitations of this study. First, there were more incomplete
60

1
2
3 entries in the self-administered questionnaires compared to the interview administered
4 ones, which reduced the number of eventual participants in the study. Second, most
5 of the towns were visited during the day, at which farmers would have been away from
6 the residential areas. This led to a low number of participants from this group
7 compared to other occupations in this study. However, the eventual sample size was
8 still representative of the study population. Also there were possibilities for recall bias
9 due to respondents need to remember answers related to the previous 2 years, but
10 the methodology used in this study are acceptable and robust for contemporary
11 research in public health.
12
13
14
15
16
17

18 **CONCLUSIONS**

20 Findings from this study showed majority of the study population have used herbal
21 medicines in the last 2 years regardless of the economic class. Majority of the
22 respondent in the study know the difference between certified and uncertified herbal
23 medicines, but uncertified herbal medicines were most commonly used. This study
24 highlights the need for further investment in public health enlightenment and health
25 care system. This is important considering the findings from this study on reasons for
26 non-hospital unitisation corroborating the health infrastructural/service deficit which
27 has been reported to influence the use of herbal medicines in developing countries.
28 However the choices are limited; a choice between an acclaimed effective herbal
29 medicine and an orthodox health system offering unsatisfactory service. While
30 affordability was also an important reason people used herbal medicines in this study,
31 high hospital cost was also a reason people did not patronise orthodox medical
32 service. It is a choice between an affordable herbal medicine and an expensive
33 orthodox medical service especially in the absence of adequate health insurance
34 coverage. This study has shown that there is a significant association between annual
35 incomes, education, gender, age, religion, occupation with the use of herbal
36 medicines. Although there is a cultural history of herbal medicines use within the study
37 population, socioeconomic and socio-demographic factors were determinants of its
38 use in light of a prevalent income inequality and absence of adequate health insurance
39 coverage.
40
41
42
43
44
45
46
47
48
49

50 **Contributorship statement**

51 **Olujimi Aina** designed and implemented the work, carried out data analysis and
52 interpretation; drafted manuscript and is accountable for the accuracy and integrity of
53 the work.
54
55
56
57
58
59
60

1
2
3 **Lata Gautam** designed and supervised the work, carried out interpretation and
4 drafted and revised the manuscript for final approval and is accountable for the
5 accuracy and integrity of the work.
6
7

8 **Padam Simkhada** advised on public health aspect of the research and carried out
9 interpretation and revision of the manuscript.
10

11 **Sarah Hall** supervised the work, carried out interpretation and drafted and revised
12 the manuscript for final approval and is accountable for the accuracy and integrity of
13 the work.
14
15
16

17 **Competing interests**

18 Authors declare there is no conflict of interest.
19

20 **Funding** – The authors declare that there was no support from any organisation for
21 the submitted work; no financial relationships with any organisations that might have
22 an interest in the submitted work in the previous three years and no other
23 relationships or activities that could appear to have influenced the submitted work.
24
25
26
27
28
29

30 **Data sharing statement** – No additional data available
31
32

33 **REFERENCES**

- 34
35
36
37
38
39
40
41 1. Frass M, Strassl RP, Friehs H, et al. Use and Acceptance of Complementary
42 and Alternative Medicine Among the General Population and Medical
43 Personnel: A Systematic Review. *Ochsner J* 2012; 12(1): 45–56.
44
45
46 2. World Health Organization (WHO). Traditional Complementary and Integrative
47 Medicine. Available at: [https://www.who.int/traditional-complementary-](https://www.who.int/traditional-complementary-integrative-medicine/about/en/)
48 [integrative-medicine/about/en/](https://www.who.int/traditional-complementary-integrative-medicine/about/en/) (accessed 03 November 2019).
49
50
51 3. Bodeker C, Bodeker G, Ong CK, et al. WHO Global Atlas of Traditional,
52 Complementary and Alternative Medicine. Geneva, Switzerland: WHO, 2005.
53
54 4. Bandaranayake WM. Quality Control, Screening, Toxicity, and Regulation of
55 Herbal Drugs, in Modern Phytomedicine. Turning Medicinal Plants into Drugs
56 Weinheim: Wiley-VCH GmbH & Co. KGaA. 2006; 25–57.
57
58
59
60

- 1
2
3 5. Nissen N. Practitioners of Western Herbal Medicine and their Practice in the
4 UK: Beginning to Sketch the Profession. *Complement Ther Clin Pract* 2010;
5 16(4):181-186.
6
7
- 8 6. Calapai G. European Legislation on Herbal Medicines: A Look into the Future.
9 *Drug Saf* 2008; 31(5):428-431.
10
- 11 7. Olorunniyi OF, Morenikeji OA. The Extent of Use of Herbal Medicine in Malaria
12 Management in Ido/Osi Local Government Area of Ekiti State, Nigeria. *J Med*
13 *Plants Res* 2013; 7(42):3171-3178.
14
15
- 16 8. Awodele O, Kennedy IA, Sikiru OU, et al. Safety of Herbal Medicines Use:
17 Case Study of Ikorodu Residents in Lagos, Nigeria. *Curr Drug Saf* 2014;
18 9(2):138-144.
19
20
- 21 9. Okoronkwo I, Onyia-pat J, Okpala P, et al. Patterns of Complementary and
22 Alternative Medicine Use, Perceived Benefits, and Adverse Effects among
23 Adult Users in Enugu Urban, Southeast Nigeria. *Evid Based Complement*
24 *Alternat Med*. 2014; <http://dx.doi.org/10.1155/2014/239372>
25
26
- 27 10. Duru CB, Uwakwe KA, Chinomnso NC, et al. Socio-demographic Determinants
28 of Herbal Medicine Use in Pregnancy Among Nigerian Women Attending
29 Clinics in a Tertiary Hospital in Imo State, South-East, Nigeria. *Am J Med* 2016;
30 4(1): 1-10.
31
32
- 33 11. Oreagba IA, Oshikoya KA, Amachree M. Herbal Medicine Use Among Urban
34 Residents in Lagos, Nigeria. *BMC Complement Altern M* 2011; 11:117.
35
36
- 37 12. NAFDAC Guidelines Herbal and Cosmetics. Available at:
38 <https://www.nafdac.gov.ng/resources/guidelines/> (accessed 03 November
39 2019).
40
41
- 42 13. Ekiti State Government Strategic Health Development Plan 2010-2015. 2011.
43 Available at:
44 <https://drive.google.com/file/d/0B1DAmtM1BcbMVXpvRIhxaUdYOFU/view>
45 (accessed 03 November 2019).
46
47
- 48 14. Odeyemi CA. Spatial Distribution of Poverty indicators in Ekiti State. *Dev Ctry*
49 *Stud* 2014; 4(12):119.
50
- 51 15. National Population Commission. Census Report 2006. Available at:
52 <https://nigeriacrvs.gov.ng/> (accessed 03 November 2019).
53
54
- 55 16. Ekiti State Government EKSG 2016. Available at:
56 <https://ekitistate.gov.ng/about-ekiti/> (accessed 03 November 2019).
57
58
- 59 17. Cochran WG. Sampling Techniques, 2nd Ed., New. York: John Wiley and
60 Sons, Inc. 1963.

- 1
2
3 18. Bryman A, Cramer D. Quantitative Data Analysis for Social Scientists
4 London, New York Routledge.1990.
5
- 6
7 19. Kummet CM, Spector ML, Dawson DV, et al. Patterns of Complementary and
8 Alternative Medicine (CAM) Use Among Dental Patients. *J Public Health*
9 *Dent* 2015; 75:109–117.
10
- 11
12 20. Ofuani AB, Kuye OL, Ogundele OJK. An Assessment of the Efficiency of
13 Government Regulatory Agencies in Nigeria. Case of the National Agency for
14 Food and Drugs Administration and Control. *Acad J Econ Stud* 2015; 1(3): 9–
15 26.
16
- 17
18 21. Posadzki P, Watson LK, Ernst E. Adverse Effects of Herbal Medicines: An
19 Overview of Systematic Reviews. *Clin Med* 2013; 13(1):7–12.
20
- 21
22 22. Ong P, Bodeker G. Use of Complementary and Alternative Medicine Services
23 in England. *Am J Public Health* 2002; 92:1653–1656.
24
- 25
26 23. Eskinazi D. Factors that will Shape the Future of Alternative Medicine: An
27 Overview. In: What Will Influence the Future of Alternative Medicine? A World
28 Perspective. Singapore: World Scientific Publishers. 2001;1–22.
29
- 30
31 24. Adefolaju T. Traditional and Orthodox Medical Systems in Nigeria: The
32 Imperative of a Synthesis. *Am J Health Res* 2014; 2:118-124.
33
- 34
35 25. Mafimisebi TE, Oguntade AE. Health Infrastructure Inequality and Rural-Urban
36 Utilization of Orthodox and Traditional Medicines in Farming Households: A
37 Case Study of Ekiti State, Nigeria. In: Smigorski K, ed. Health Management -
38 Different Approaches and Solutions. InTech 2011:197-214.
39
- 40
41 26. Adesiji GB, Komolafe SE. Factors Influencing the Use of Traditional Healing
42 Among Farmers in Kwara State, Nigeria. *Albanian J. Agric. Sci*
43 2013;12(2):275-281.
44
- 45
46 27. Astin J. Why Patients Use Alternative Medicines: Results of National Study. *J.*
47 *Am Med Assoc* 1998; 279:1548–1553.
48
- 49
50 28. Parle M, Bansal N. Herbal Medicines: Are They Safe? *Nat Prod Rad* 2006;5:
51 6-14.
52
- 53
54 29. Zeil H. Complementary Alternative Medicine Boon or Boondoggle. *Skeptical*
55 1999; 7:86–9.
56
- 57
58 30. The United Nations Educational, Scientific and Cultural Organization Report of
59 the International Bioethics Committee on Traditional Medicine Systems and
60 their Ethical Implications. 2013. Available at:
https://unesdoc.unesco.org/ark:/48223/pf0000217457_eng (accessed 03
November 2019).

- 1
- 2
- 3 31. Osemene KP, Elujoba AA, Ilori MO. A Comparative Assessment of Herbal and
- 4 Orthodox Medicines in Nigeria. *J Res Med Sci* 2011; 5(5)
- 5
- 6
- 7 32. Omotoso O. Health Seeking Behaviour among the Rural Dwellers in Ekiti
- 8 State, Nigeria. *Int Multidiscip Res J* 2010; 4(2):125-138.
- 9
- 10 33. Wertheimer AI, Wang PG. Counterfeit Medicines. Policy, Economics and
- 11 Counter Measures. First Edition. ILM Publications USA. 2012; 1-3.
- 12
- 13 34. Harrison RA, Holt D, Pattison DJ, et al. Who and How Many People are Taking
- 14 Herbal Supplements? A Survey of 21,923 Adults. *Int J Vitam Nutr Res*
- 15 2004;74:183–186.
- 16
- 17 35. Raji MA, Kuo Y-F, Snih SA, et al. Ethnic Differences in Herb and
- 18 Vitamin/Mineral Use in the Elderly. *Ann Pharmacother* 2005;39:1019–23.
- 19
- 20 36. Gardiner P, Graham R, Legedza ATR, et al. Factors Associated with Herbal
- 21 Therapy Use by Adults in the United States. *Altern Ther Health Med*
- 22 2007;13:22–29.
- 23
- 24 37. Bakhotmah BA, Alzahrani HA. Self-reported Use of Complementary and
- 25 Alternative Medicine (CAM) Products in Topical Treatment of Diabetic Foot
- 26 Disorders by Diabetic Patients in Jeddah, Western Saudi Arabia. *BMC Res*
- 27 *Notes* 2010; 3:254.
- 28
- 29 38. Onyeka TC, Ezike HA, Nwoke OM, et al. Herbal Medicine: A Survey of Use in
- 30 Nigerian Presurgical Patients Booked for Ambulatory Anaesthesia. *ISCMR*
- 31 2012; 12:130.
- 32
- 33 39. Harris CR, Jenkins M. Gender Differences in Risk Assessment. Why do
- 34 Women Take Fewer Risks than Men? *Judgm Decis Mak* 2006;1(1):48–63.
- 35
- 36 40. Green CA, Pope CR. Gender, Psychosocial Factors and the Use of Medical
- 37 Services: A Longitudinal Analysis. *Soc Sci Med* 1999;48:1363–72.
- 38
- 39 41. Bertakis KD, Azari R, Helms LJ, et al. Gender Differences in the Utilization of
- 40 Health Care Services. *J of Fam Pract* 2000; 49(2):147.
- 41
- 42 42. Chang H-J, Lai Y-L, Chang C-M, et al. Gender and Age Differences Among
- 43 Youth, in Utilization of Mental Health Services in the Year Preceding Suicide
- 44 in Taiwan. *Community Mental Hlt J* 2012; 48(6):771-780.
- 45
- 46 43. Oshikoya KA, Senbanjo IO, Njokanma OF, et al. Use of Complementary and
- 47 Alternative Medicines for Children with Chronic Health Conditions in Lagos,
- 48 Nigeria. *BMC Complement Altern Med* 2008;8: 66.
- 49
- 50
- 51
- 52
- 53
- 54
- 55
- 56
- 57
- 58
- 59
- 60

- 1
2
3 44. Uzochukwu B, Ughasoro MD, Etiaba E, et al. Health Care Financing in Nigeria:
4 Implications for Achieving Universal Health Coverage. *Niger J Clin Pract*
5 2015;18:437-44.
6
7
8 45. Sustainable Development Goal (SDG). Sustainable Development Knowledge
9 Platform. Available at: <https://sustainabledevelopment.un.org/sdg3> (accessed
10 03 November 2019).
11
12
13 46. Gardiner P, Graham R, Legedza ATR, et al. Factors Associated with Herbal
14 Therapy Use by Adults in the United States. *Altern Ther Health Med* 2007;13:
15 22–29.
16
17
18 47. Barnes PM, Bloom B, Nahin RL. Complementary and Alternative Medicine Use
19 among Adults and Children: United States, 2007. *Natl Health Stat Report*.
20 2008;10(12):1-23.
21
22
23 48. Du Y, Wolf I, Zhuang W, et al. Use of Herbal Medicinal Products among
24 Children and Adolescents in Germany. *BMC Complement Altern Med*
25 2014;14:218.
26
27
28 49. White P. The Concept of Diseases and Health Care in African Traditional
29 Religion in Ghana. *HTS Theologiese Studies / Theological Studies*
30 2015;71(3):1-7.
31
32
33 50. Hughes GD, Aboyade OM, Clark BL, et al. The Prevalence of Traditional
34 Herbal Medicine Use among Hypertensives Living in South African
35 Communities. *BMC Complement Altern Med* 2013;13:38.
36
37
38 51. Opara ER, Osayi KK. Factors Affecting the Utilization of Herbal Medicine as a
39 Livelihood Alternative among Residents of Imo State: The Role of Social Work
40 Professionals. *IOSR-JHSS* 2016;21(5):66-78.
41
42
43 52. Hulela, K, Thobega, M. Botswana Faith Leaders' Attitudes Towards the Use of
44 Indigenous Medicinal Herbs. *J. Med. Plants Res* 2013;7(21):1550-1556.
45
46
47 53. Ethel GN, Amy LA. Religion and the Use of Complementary and Alternative
48 Medicine Among Cardiac Patients. *J Relig Health* 2014;53(3):864-877.
49
50
51 54. Puchalski CM. Spirituality and Health: The Art of Compassionate Medicine.
52 *Hospital Physician*. 2001;30-36.
53
54
55 55. McCormick TR, Hopp F, Nelson-Becker H, et al. Ethical and Spiritual Concerns
56 Near the End of Life. *J Relig Spiritual Aging* 2012;301-313.
57
58
59
60

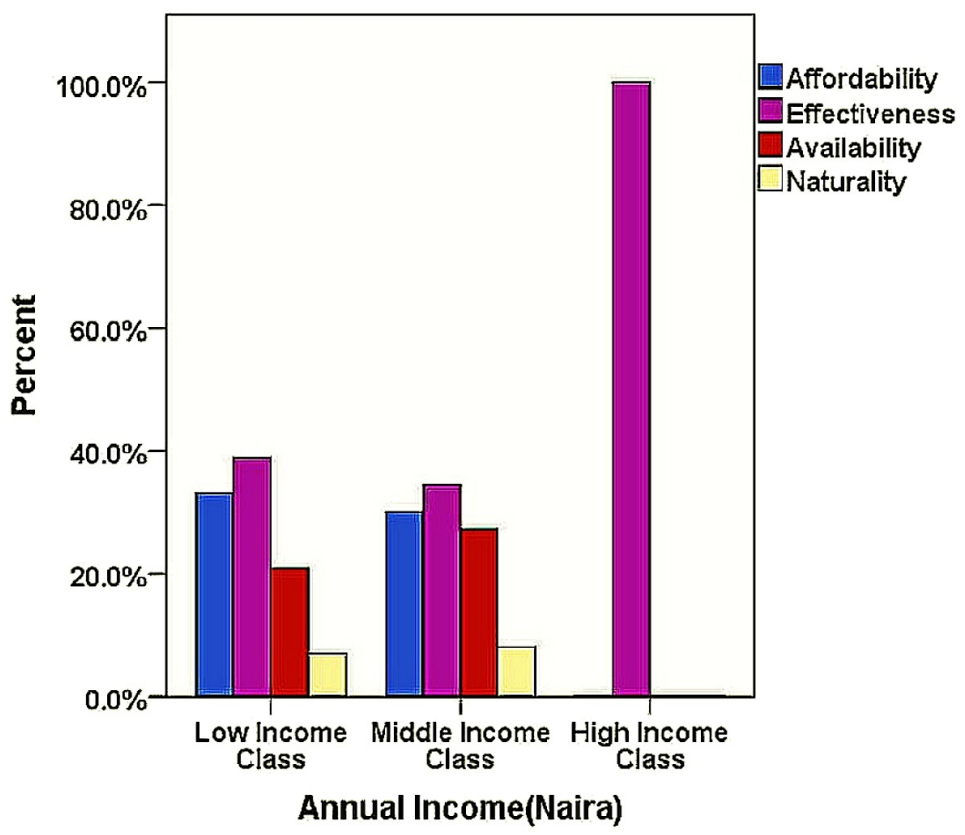


Chart showing reasons for herbal medicine use across economic background of respondents

104x92mm (300 x 300 DPI)

1
2
3
4
5
6
7
8
9
10
11
12
13
14
15
16
17
18
19
20
21
22
23
24
25
26
27
28
29
30
31
32
33
34
35
36
37
38
39
40
41
42
43
44
45
46
47
48
49
50
51
52
53
54
55
56
57
58
59
60

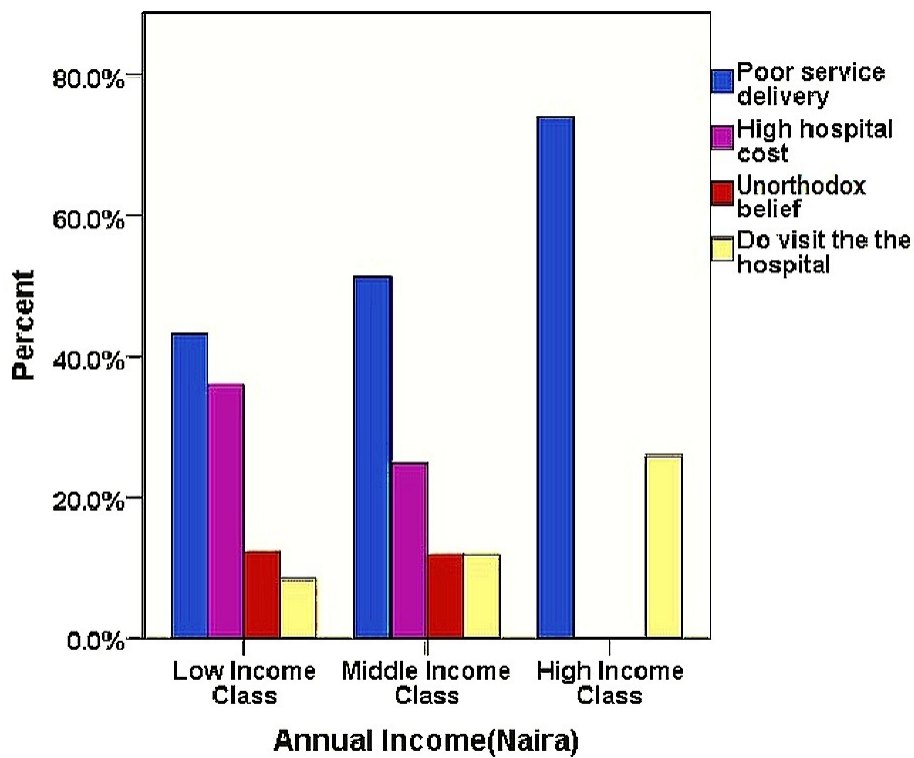
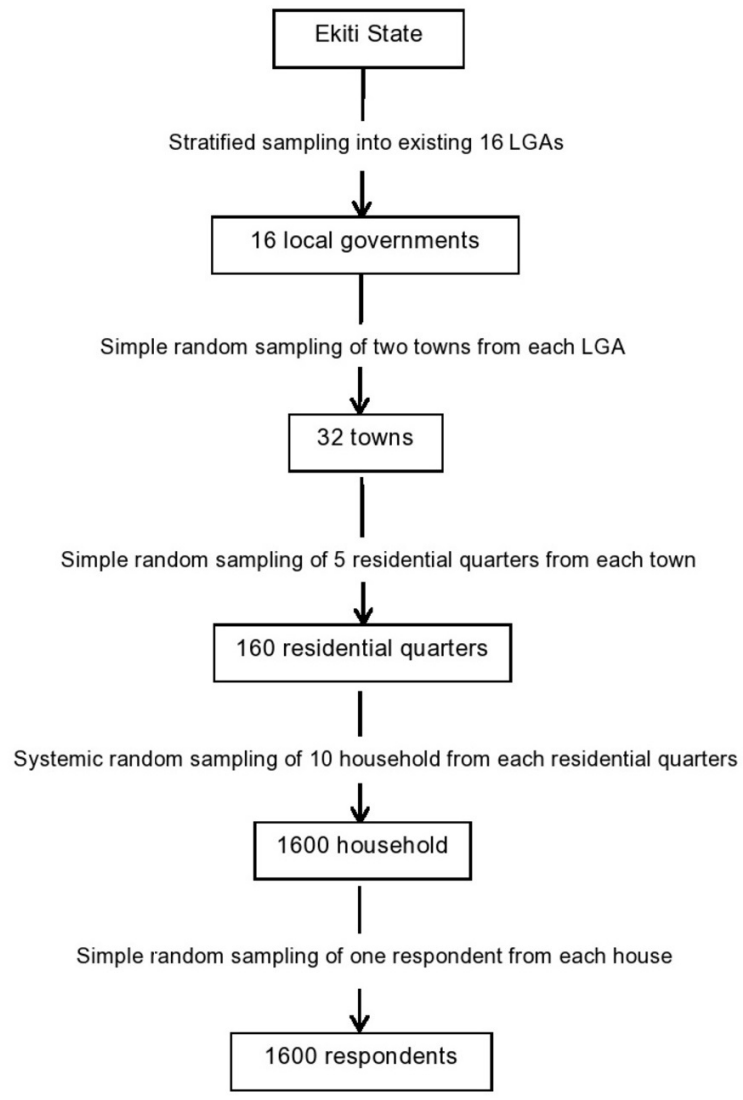


Chart showing reasons for non-hospital utilisation across economic background of the respondent

84x71mm (300 x 300 DPI)

1
2
3
4
5
6
7
8
9
10
11
12
13
14
15
16
17
18
19
20
21
22
23
24
25
26
27
28
29
30
31
32
33
34
35
36
37
38
39
40
41
42
43
44
45
46
47
48
49
50
51
52
53
54
55
56
57
58
59
60

1
2
3
4
5
6
7
8
9
10
11
12
13
14
15
16
17
18
19
20
21
22
23
24
25
26
27
28
29
30
31
32
33
34
35
36
37
38
39
40
41
42
43
44
45
46
47
48
49
50
51
52
53
54
55
56
57
58
59
60



84x119mm (300 x 300 DPI)

STROBE 2007 (v4) Statement—Checklist of items that should be included in reports of cross-sectional studies

Section/Topic	Item #	Recommendation	Reported on page #
Title and abstract	1	(a) Indicate the study's design with a commonly used term in the title or the abstract	1
		(b) Provide in the abstract an informative and balanced summary of what was done and what was found	1
Introduction			
Background/rationale	2	Explain the scientific background and rationale for the investigation being reported	2
Objectives	3	State specific objectives, including any prespecified hypotheses	1
Methods			
Study design	4	Present key elements of study design early in the paper	3
Setting	5	Describe the setting, locations, and relevant dates, including periods of recruitment, exposure, follow-up, and data collection	4
Participants	6	(a) Give the eligibility criteria, and the sources and methods of selection of participants	5
Variables	7	Clearly define all outcomes, exposures, predictors, potential confounders, and effect modifiers. Give diagnostic criteria, if applicable	5
Data sources/measurement	8*	For each variable of interest, give sources of data and details of methods of assessment (measurement). Describe comparability of assessment methods if there is more than one group	5
Bias	9	Describe any efforts to address potential sources of bias	5
Study size	10	Explain how the study size was arrived at	4
Quantitative variables	11	Explain how quantitative variables were handled in the analyses. If applicable, describe which groupings were chosen and why	5
Statistical methods	12	(a) Describe all statistical methods, including those used to control for confounding	5
		(b) Describe any methods used to examine subgroups and interactions	5
		(c) Explain how missing data were addressed	6
		(d) If applicable, describe analytical methods taking account of sampling strategy	6
		(e) Describe any sensitivity analyses	NA
Results			

Participants	13*	(a) Report numbers of individuals at each stage of study—eg numbers potentially eligible, examined for eligibility, confirmed eligible, included in the study, completing follow-up, and analysed	5-6
		(b) Give reasons for non-participation at each stage	5-6
		(c) Consider use of a flow diagram	Supplementary material
Descriptive data	14*	(a) Give characteristics of study participants (eg demographic, clinical, social) and information on exposures and potential confounders	6
		(b) Indicate number of participants with missing data for each variable of interest	5
Outcome data	15*	Report numbers of outcome events or summary measures	NA
Main results	16	(a) Give unadjusted estimates and, if applicable, confounder-adjusted estimates and their precision (eg, 95% confidence interval). Make clear which confounders were adjusted for and why they were included	10 (statistics)
		(b) Report category boundaries when continuous variables were categorized	NA
		(c) If relevant, consider translating estimates of relative risk into absolute risk for a meaningful time period	NA
Other analyses	17	Report other analyses done—eg analyses of subgroups and interactions, and sensitivity analyses	10
Discussion			
Key results	18	Summarise key results with reference to study objectives	11
Limitations	19	Discuss limitations of the study, taking into account sources of potential bias or imprecision. Discuss both direction and magnitude of any potential bias	13
Interpretation	20	Give a cautious overall interpretation of results considering objectives, limitations, multiplicity of analyses, results from similar studies, and other relevant evidence	13-14
Generalisability	21	Discuss the generalisability (external validity) of the study results	13
Other information			
Funding	22	Give the source of funding and the role of the funders for the present study and, if applicable, for the original study on which the present article is based	NA

*Give information separately for cases and controls in case-control studies and, if applicable, for exposed and unexposed groups in cohort and cross-sectional studies.

Note: An Explanation and Elaboration article discusses each checklist item and gives methodological background and published examples of transparent reporting. The STROBE checklist is best used in conjunction with this article (freely available on the Web sites of PLoS Medicine at <http://www.plosmedicine.org/>, Annals of Internal Medicine at <http://www.annals.org/>, and Epidemiology at <http://www.epidem.com/>). Information on the STROBE Initiative is available at www.strobe-statement.org.

BMJ Open

PREVALENCE, DETERMINANTS AND KNOWLEDGE ABOUT HERBAL MEDICINE AND NON-HOSPITAL UTILIZATION IN SOUTH WEST NIGERIA: A CROSS SECTIONAL STUDY

Journal:	<i>BMJ Open</i>
Manuscript ID	bmjopen-2020-040769.R1
Article Type:	Original research
Date Submitted by the Author:	04-Aug-2020
Complete List of Authors:	Aina, Olujimi; Anglia Ruskin University - Cambridge Campus, School of Life Sciences Gautam, Lata; Anglia Ruskin University - Cambridge Campus, School of Life Sciences Simkhada, Padam; University of Huddersfield, School of Human and Health Sciences Hall, Sarah; De Montfort University, Leicester School of Pharmacy, Health and Life Sciences
Primary Subject Heading:	Public health
Secondary Subject Heading:	Complementary medicine, Public health, General practice / Family practice, Global health
Keywords:	Toxicity < THERAPEUTICS, Herbal medicine < THERAPEUTICS, Quality in health care < HEALTH SERVICES ADMINISTRATION & MANAGEMENT

SCHOLARONE™
Manuscripts



I, the Submitting Author has the right to grant and does grant on behalf of all authors of the Work (as defined in the below author licence), an exclusive licence and/or a non-exclusive licence for contributions from authors who are: i) UK Crown employees; ii) where BMJ has agreed a CC-BY licence shall apply, and/or iii) in accordance with the terms applicable for US Federal Government officers or employees acting as part of their official duties; on a worldwide, perpetual, irrevocable, royalty-free basis to BMJ Publishing Group Ltd ("BMJ") its licensees and where the relevant Journal is co-owned by BMJ to the co-owners of the Journal, to publish the Work in this journal and any other BMJ products and to exploit all rights, as set out in our [licence](#).

The Submitting Author accepts and understands that any supply made under these terms is made by BMJ to the Submitting Author unless you are acting as an employee on behalf of your employer or a postgraduate student of an affiliated institution which is paying any applicable article publishing charge ("APC") for Open Access articles. Where the Submitting Author wishes to make the Work available on an Open Access basis (and intends to pay the relevant APC), the terms of reuse of such Open Access shall be governed by a Creative Commons licence – details of these licences and which [Creative Commons](#) licence will apply to this Work are set out in our licence referred to above.

Other than as permitted in any relevant BMJ Author's Self Archiving Policies, I confirm this Work has not been accepted for publication elsewhere, is not being considered for publication elsewhere and does not duplicate material already published. I confirm all authors consent to publication of this Work and authorise the granting of this licence.

1
2
3 **PREVALENCE, DETERMINANTS AND KNOWLEDGE ABOUT HERBAL**
4 **MEDICINE AND NON-HOSPITAL UTILIZATION IN SOUTH WEST NIGERIA: A**
5 **CROSS SECTIONAL STUDY**
6
7
8
9

10 **Olujimi Aina, Lata Gautam*, Padam Simkhada, Sarah Hall**

11
12 *Corresponding author

13
14
15 **Dr Lata Gautam**

16
17 Forensic and Investigative Sciences Research Group, School of Life Sciences,
18 Faculty of Science and Engineering, Anglia Ruskin University, Cambridge, CB1 1PT

19 Lata.Gautam@anglia.ac.uk

20
21
22
23 0044 1223 698369
24
25
26

27 **Co-authors**

28
29 Dr Olujimi Aina

30
31 Forensic and Investigative Sciences Research Group, School of Life Sciences,
32 Faculty of Science and Engineering, Anglia Ruskin University, Cambridge, CB1 1PT
33
34
35
36
37

38 Prof. Padam Simkhada

39 School of Human and Health Sciences, Huddersfield University, Queensgate,
40 Huddersfield, HD1 3DH

41
42 P.P.Simkhada@hud.ac.uk
43
44
45
46
47

48 Dr Sarah Hall

49 Leicester School of Pharmacy, Health and Life Sciences, De Montfort University,
50 The Gateway, Leicester, LE1 9BH

51
52 sarah.hall@dmu.ac.uk
53
54
55
56

57 **Keywords:** Herbal medicine, herbal products, public health, quality in health care.

58
59 **Word count - 4836** words excluding title page, references, figures and tables
60

ABSTRACT

Objectives

To examine the prevalence, determinants, safety perceptions, effectiveness and knowledge of herbal medicines and reasons for non-hospital utilisation

Design

Cross-sectional study

Setting

Ekiti state, south west Nigeria

Participants

A representative sample (n=1600) of adults (18 years or above) currently living in Ekiti state, south west Nigeria for at least two years, at the time of study.

Results

The majority of the respondents (85% n=1265) have used herbal medicines in last two years. Across economic classes use, middle income (88.3%) was highest ($p<0.001$), suggesting poverty is not a major factor, even with income inequality. Their use was commonest among respondents with a primary level of education (91.4%, $p=0.001$); and 100% use ($p=0.009$) of respondents practicing African traditional religion; farmers and those 70 years or above. Our study also reveals more males ($p<0.001$) used herbal medicines (89.9%) than females (78.6%) and effectiveness was a major reason for use (39.6%) followed by affordability (31.9%). Although the majority of the respondents (90%) knew the difference between certified and uncertified herbal medicines, uncertified ones were the most commonly used (37.3%) in the population.

Conclusion

Although there is a cultural history of herbal medicine use within the study population, the choice of use was based on their effectiveness. Therefore a scientifically valid analysis of this claim within the study population may help achieve a cheaper and affordable health care alternative which will be safe. This is important, considering that uncertified herbal medicines were chosen over certified ones, even though a large majority of respondents were aware of differences and likely consequences. This study highlights the need for further investment by government, individual and cooperate stakeholders in herbal medicine research and improvement of conventional health care system. This is in addition to public health awareness on the danger of use of uncertified herbal products.

STRENGTHS AND LIMITATIONS OF THE STUDY

- Qualitative and quantitative data used in this research catered for the peculiarity of the study population, hence increasing inclusivity.
- Most towns were visited during the day when some farmers may have been absent leading to a low number of participants from this group.
- This study found that the timing of questionnaire administration is an important consideration to make.
- There were more incomplete entries in the self-administered questionnaires compared to the interview administered ones.

BACKGROUND

The provision of health care falls mainly into the orthodox and non- orthodox systems. The non-conventional health care system includes Complementary and Alternative Medicine of which herbal medicine (HM) is an important component[1]. Herbal medicines are defined as materials or preparations obtained from one or more plants; raw or processed parts[2], containing substances with therapeutic characteristics and other benefits to human health. A large percentage of the world's population depend on herbal medicines in both developing (80%)[3, 4] and developed countries[5, 6].

The use of herbal medicine is pivotal to the practise of the African Traditional Medicine (ATM), and it was the major medical system available to millions of people in urban and rural communities of Africa, until the advent of Europeans[7, 8]. It is a non-conventional system of disease management that employs various processes of consultation with herbalists, priests, media and diverse traditional deities together with herbal use[9]. The practice of ATM also extended to culturally homogeneous ethnic groups in Yoruba land called the "Ekitis"[10] who form the present Ekiti state. Culturally, the larger Yoruba ethnic group had the Babalawo and Onisegun as traditional medical practitioner, and specialists in herbs respectively as healthcare providers[11] whose existence and practice are still contemporary.

Although, until recently HM in Africa was generally not thoroughly researched and only loosely regulated[12] with the lack of proper documentation of the workings of the ATM and its practice not helping[13]. Some of these factors caused the peri-colonial conflict between new orthodox systems and the already established ATM, largely due to the belief by the colonialist that the later was superstitious[14] and therefore declared illegal[15]. The perpetuation of this perception and the lack of proper documentation,

1
2
3 research, and regulation; may still militate against an improved synergy between
4 stakeholders, researchers and collaboration between herbal medicine and orthodox
5 medicine. This also includes the general public who are caught between both choices
6 for numerous reasons.
7
8

9 However, recent studies have reported the high use of herbal medicines in Nigeria[16-
10 20]. A study conducted in one of the local government areas (Ekiti state) reported
11 74.3% of the respondents used herbal medicine in the treatment of malaria[16]. In
12 another study, in urban Lagos Nigeria, 66.8% (n=388 respondents) used herbal
13 medicine for management of various ailments[20]. However, these studies are more
14 specific to setting and disease, hence a need for a general population study and non-
15 disease specific study as reported here. Moreover, the knowledge and prevalence of
16 herbal medicines use within the larger population in Ekiti state remains unknown,
17 researched or documented; although it's use is generally believed to be widespread.
18
19

20
21
22 Vendors of various herbal medicines are almost now ubiquitous in Nigeria, trading in
23 traffic gridlocks, highways, bus stops/ stations, festivals and even in some
24 conventional health facilities but the determinants of its use has not been wholly
25 examined. Herbal medicines used are either locally made, refined, imported, certified
26 or uncertified by the government. The National Agency for Food and Drug
27 Administration and Control (NAFDAC) in Nigeria is the government agency
28 responsible for the certification, registration and regulation of herbal medicines.
29 Extemporaneous herbal medicines (herbs or mixture of herbs given on a one-to one
30 basis) are not included in the class of herbal medicines[21]. However some of these
31 products have now been commercialised raising concerns about safety as much as
32 the uncertified herbal medicine types, therefore these need to be included in the
33 NAFDAC registration and regulation process.
34
35
36
37
38

39 Patronage of conventional health facilities is an important aspect of health care
40 delivery system in most communities. The conventional and traditional medical system
41 provides health care services in Ekiti state, coordinated by the State Ministry of
42 Health[22]. The increased use of herbal medicines has been attributed to challenges
43 relating to the availability and affordability of conventional medicine. This may be true
44 considering that 40.1% of the total population of Nigeria are poor and live on less than
45 137,430 naira (\$352) annually[23].
46
47
48

49 In Ekiti state, of the sixteen local government areas only two areas (Irepodun/Ifelodun
50 and Ekiti East) have higher number of their population utilising their health facilities
51 optimally[24]. However, with the highest poverty head count being 87.7% in Sokoto
52 Northwest Nigeria and 4.5% in Lagos South west Nigeria, Ekiti state has a poverty
53 head count of 28%[23].
54
55

56 Therefore, use of herbal medicine is likely a combination of different factors within the
57 study population, hence this study investigated the knowledge, prevalence and
58 determinant of herbal medicines use and the reasons for non-utilisation of
59
60

conventional health facilities in Ekiti state, Nigeria. The result from this study should help in policy formulation by the government and stakeholders towards improved healthcare access, areas of further research and collaboration. This will be in addition to identification of areas for public health intervention and targeting, which will improve the health outcome of the population.

METHODS

Study design

This was a cross-sectional study conducted in Ekiti state, south west Nigeria with a population of 2,384,212[25], which include over 127 large and small towns[26]. A semi-structured survey was conducted to examine herbal medicine use. Participants were 18 years and above and those who lived in Ekiti State at the time of study or have lived in the state for at least 2 years.

The Cochran formula was used for determination of the minimum sample size required in this study. It allows for calculation of best possible size with preferred precision and confidence level. It is particularly suitable large study populations and calculates the sample size based on a proportion of people who use HM[27].

Hence, the minimum sample size required for this study was 1067 participants assuming 50% of the population use herbal medicine[27] as calculated using equation 1:

Equation 1:
$$n = \frac{z^2 \times pq}{d^2}$$

Where n = required minimum sample size in the study

z = Z-score or standard deviation

p = proportion of people who use herbal medicine in the study area

q = 1-p

d = the acceptable error level

The calculation of the sample size was based on acceptable error level of 3% (0.03) and a confidence interval of 95% corresponding to a Z-score of 1.96. These are within social science research recommended values for standard deviation and error levels[28]. The proportion of people using herbal medicine in Ekiti state is unknown

1
2
3 therefore maximum heterogeneity was assumed (i.e. a 50/50 split in users and non-
4 user) with $p=0.5$.
5
6
7

8 **Sampling Method**

9
10
11 The study participants were selected using a multistage sampling technique. The first
12 stage involved stratifying Ekiti state into the existing sixteen local government areas
13 (LGA). This followed random sampling to select two towns in each local government
14 (total of 32 towns - second stage). Then residential quarters in each town were
15 selected randomly, making a total of 160 residential quarters (third stage). Systemic
16 random sampling was used in the fourth stage in selecting 10 household from each of
17 the selected residential quarters and one participant from each household made up
18 the final sample population of 1600. Hence a cross sectional study was administered
19 to 1600 participants which was above the required minimum sample size as
20 determined earlier and were representative of the Ekiti state population[25]. A flow
21 diagram of the sampling method is shown is supplementary information.
22
23
24
25
26
27

28 **Administration and measurement of research instrument**

29
30
31 The questionnaire used in this study was adapted from previous studies on the use of
32 herbal medicines[18, 19, 29] and validated in a pilot study. They were interviewer-
33 administered or self-administered depending on the ability or choice of the participant.
34 A total of 10 field enumerators with previous experience were employed from the
35 public and trained to help with data collection. Each self-administered questionnaire
36 was completed in about 10 minutes and the interview-administered in about 20
37 minutes. The questionnaire was used to obtain both qualitative and quantitative data
38 with open and closed-ended questions respectively. Interpretation of the questionnaire
39 in the local dialect was offered when required.
40
41
42

43
44 The close-ended questions were used to collect the socio-demographic data of the
45 participants which included their age range, gender, level of education, religion,
46 occupation and annual income. Close-ended questions were also asked to examine
47 knowledge (asked if participants knew what HM was or not, and certification status),
48 their perception of its effectiveness and safety, then the frequency of use among
49 participants to assess prevalence of herbal medicines use. The open-ended questions
50 were employed to identify reasons for herbal medicine preference and non-orthodox
51 preference. These also included adverse effects experienced and how they were
52 managed.
53
54
55
56
57
58
59
60

Data analysis

Manual representational thematic analysis was used to analyse textual data obtained from open-ended questions and presented quantitatively. In some instances where participants gave multiple answers to an open-ended question, each were analysed as individual response. Hence the total of some responses in a category exceed the 1265 total number of respondents. Afterwards, inferential and descriptive statistical analysis was carried out using SPSS (version 20.0). Comparison of socio-demographic factors and the use or non-use of herbal medicine was carried out using inferential statistics. A Pearson Chi-square test was used to examine the impact of independent variables (e.g. age, gender, religion, level of education, occupation, annual income) on various responses (such use of HM and perception of safety) in the study and $p \leq 0.05$ at 95 % confidence interval was considered to be statistically significant. Multicollinearity between the independent variable and the use of HM was also tested, when the variance inflation factor (VIF) and tolerance are greater than 5 to 10 and lower than 0.1 to 0.2, respectively this indicates multicollinearity.

Ethics

Ethics approval was obtained from the Faculty of Science and Technology, Anglia Ruskin University and Ekiti State Ministry of Health in Ekiti State. Participants were provided with the participant information sheet and the content explained in English or local dialect. Informed consent was obtained from the participants who volunteered to be part of the study.

Public patient involvement in research

The public have participated in this study by completing the survey. The pilot study was carried out to determine its feasibility on a larger scale. It was observed that some of the questions on herbal medicines use were ambiguous. As a result, the questions were rephrased to focus on the use of herbal medicines within the last two years. Research questions were developed from prior knowledge and experience of the researchers. Participants were not asked to assess the burden of the intervention and time required to participate in the research. Multistage sampling method was used for participant's recruitment.

RESULTS

A total of 984 questionnaires were self-administered while 616 questionnaires were interview based. Among these, 1265 respondents formed the final sample size for the study due to exclusion of 335 respondent's entry. A total of 263 self-administered and 72 interview based questionnaires were excluded due to being incomplete.

Socio-demographic characteristics of respondents

There were more male respondents (56.4%) than female respondents (43.6%) in the study. Majority of the respondents (43.2%) were within the age group of 30-49 years, Christians (69.5%) and self-employed (39.6%). In addition, the majority of the respondents (82%) were within the low income group as shown in Table 1.

Table 1: Socio-demographic background of the respondents

	Frequency	%
Age (years)		
18-29	322	25.5
30-49	547	43.2
50-69	358	28.3
70 and above	38	3.0
Gender		
Male	713	56.4
Female	552	43.6
Level of Education		
No formal education	191	15.1
Primary	245	19.4
Secondary	340	26.9
Tertiary	489	38.7
Religion		
Christianity	879	69.5
Islam	346	27.4
African traditional	40	3.2
Occupation		
Student	84	6.6
Civil servant	491	38.8
Farmer	76	6.0
Self employed	501	39.6
Others	113	8.9
Annual Income		
Low (\leq ₦600,000)	1037	82.0
Middle (₦600,000 to ₦2.4M)	179	14.2
High (\geq ₦2.4M)	49	3.9

Knowledge and use of herbal medicines

Considering their knowledge and use of herbal medicines (HM), 90% of the respondents knew the difference between certified and uncertified HM while 85% had used them in the last two years, 53% using them more than ten times (Table 2). However over half of the respondents (57%) believed it is unsafe to take uncertified HM although 37% continued to take them while 32% took both certified and uncertified HM.

Table 2: Knowledge and use of herbal medicines

	Frequency	%
Knowledge of certified and uncertified HM		
Have knowledge	1139	90.0
Don't have knowledge	126	10.0
Use of HM in the last 2 years		
Used	1075	85.0
Non-use	190	15.0
Class of HM used		
Uncertified	401	37.3
Both	343	31.9
Certified	331	30.8
Frequency of HM use in last 2 years		
Once- twice	142	13.2
3-10 times	363	33.8
Over 10 times	570	53.0

Preference for herbal medicines use and hospital utilisation

The effectiveness was the reason (39.6%) respondents preferred herbal medicines and for those who did not use herbal medicine, risk to health was the major reason (61%). A 45.2% of users blamed poor service delivery for non-hospital utilisation (Table 3).

Table 3: Reasons for HM use/non-use and non-hospital utilisation

	Frequency	%
Reasons for HM use		
Effectiveness	538	39.6
Affordability	434	31.9
Availability	292	21.5
Natural product	96	7.1
Reasons for non-HM use		
Risk to health	116	61.1
Personal preference	49	25.8
Poor knowledge of HM composition	25	13.2
Reasons for non-hospital utilisation		
Poor service delivery	534	45.2
High hospital cost	396	33.5
Unorthodox belief	141	11.9
Do visit the hospital	110	9.3

Figure 1: Chart showing reasons for herbal medicine use across economic background of respondents

Figure 2: Chart showing reasons for non-hospital utilisation across economic background of the respondent

According to Figure 1, across all income classes, effectiveness of HM was the most attributed reason for their use. Likewise, poor service delivery was the most stated reason for non-utilisation of conventional health facilities (Figure 2).

Perception of safety and effectiveness

To explore perception of safety and effectiveness of herbal medicines, our survey results showed that the majority of the respondents (83.6%) perceived that HM are effective, while more than half (57.3%) believed they are unsafe (Table 4).

Table 4: Perception of HM safety and effectiveness and their adverse effect management

	Frequency	%
Perception of effectiveness		
Effective	899	83.6
Ineffective	176	16.4
Perception of safety		
Safe	464	42.7
Unsafe	623	57.3
Observed adverse effect		
None	566	52.7
Abdominal discomfort	150	14.0
Nausea and vomiting	201	18.7
Headache	82	7.6
Stooling	62	5.8
Generalised body weakness	14	1.3
Management of adverse effect		
Rest and becomes self-limiting	219	42.5
Visit the hospital	129	25.0
Take orthodox medicine	111	21.6
Take another HM	56	10.9

Most of the respondents (52.7%) who have used HM in the last two years did not experience any adverse effects while some others experienced abdominal discomfort (14%), nausea and vomiting (18.7%), headache (7.6%), stooling (5.8%) and generalised body weakness (1.3%). These adverse effects were managed differently; the majority (42.5%) took adequate rest while the effects self-limit, visited the hospital (25%), took orthodox medicine (21.6%) or took another HM (10.9%) see Table 4.

The data has been analysed using Pearson Chi square test to explore if there is a significant association among different factors studied such as age, sex, level of education, religion, annual income and occupation and the use of HM. As shown in Table 5, results indicate a significant association between, age, sex, religion, annual income and occupation with HM using 95% confidence interval.

Table 5: Significance of background characteristics on usage of herbal medicines

Characteristics	Use of HM	Non-use of HM	Total (100%)	p value
Age (years)				
18-29	274 (85.1%)	48 (14.9%)	322	p=0.005* $\chi^2=12.996$ df=3
30-49	474 (86.7%)	73 (13.3%)	547	
50-69	289 (80.7%)	69 (19.3%)	358	
70 and >70	38 (100.0%)	0 (0.0%)	38	
Total	1075 (85.0%)	190 (15.0%)	1265	
Gender				
Male	641 (89.9%)	72 (10.1%)	713	p<0.001* $\chi^2=31.008$ df = 1
Female	434 (78.6%)	118 (21.4%)	552	
Total	1075 (85.0%)	190 (15.0%)	1265	
Level of Education				
No formal education	169 (88.5%)	22 (11.5%)	191	p=0.001* $\chi^2=16.670$ df = 3
Primary	224 (91.4%)	21 (8.6%)	245	
Secondary	287 (84.4%)	53 (15.6%)	340	
Tertiary	395 (80.8%)	94 (19.2%)	489	
Total	1075 (85.0%)	190 (15.0%)	1265	
Religion				
Christianity	751 (85.4%)	128 (14.6%)	879	p=0.009* $\chi^2=9.493$ df=2
Islam	284 (82.1%)	62 (17.9%)	346	
African traditional	40 (100.0%)	0 (0.0%)	40	
Total	1075 (85.0%)	190(15.0%)	1265	
Annual Income				
Low income ^a	890 (85.8%)	147 (14.2%)	1037	p<0.001* $\chi^2 =36.366$ df=2
Middle income ^b	158 (88.3%)	21 (11.7%)	179	
High income ^c	27 (55.1%)	22 (44.9%)	49	
Total	1075 (85.0%)	190 (15.0%)	1265	
Occupation				
Student	69 (82.1%)	15 (17.9%)	84	p<0.001* $\chi^2=26.701$ df=4
Civil servant	395(80.4%)	96 (19.6%)	491	
Farmer	76 (100.0%)	0 (0.0%)	76	
Business	431(86.0%)	70 (14.0%)	501	
Others	104 (92.0%)	9 (8.0%)	113	
Total	1075 (85.0%)	190 (15.0%)	1265	

* significant association ^a (\leq ₦600,000) ^b (₦601,000 to ₦2.4M) ^c (\geq ₦2.4M)

1
2
3 A test of data for the assumption of collinearity showed multicollinearity was not an
4 issue (Age, Tolerance = 0.86, VIF = 1.16; Gender, Tolerance = 0.95, VIF = 1.05 ;
5 Level of education, Tolerance = 0.73, VIF = 1.38 ; Religion, Tolerance = 0.89, VIF =
6 1.29; Occupation, Tolerance = 0.83, VIF = 1.21; Annual income, Tolerance = 0.85,
7 VIF = 1.17)
8
9

10 11 12 13 **DISCUSSION**

14
15 Various studies have reported the use of HM in health subpopulation[30-33] and in
16 different locations and settings[33-35]. General population use of HM similar to this
17 study has been reported in South Africa[36], Benin[37], Uganda[38] and Nigeria[18,
18 39-40]. But the prevalence of HM use in the general population is sparse in sub-
19 saharan Africa. However prevalence study on use of wider Traditional complementary
20 and alternative medicine (TCAM) reportedly varies from 4.6% in semi urban
21 Ethiopia[41] to 94% in semi urban Nigeria[42]. The variability in prevalence could be
22 a result of factors such as study design and method, socioeconomic variability of
23 sample population, sample size and definition of terms in the study. Likewise the non-
24 utilisation of conventional health system has been attributed to various reasons [40,
25 43, 44] however, the socioeconomic peculiarity of the study population may also cause
26 differences in findings. Historical and cultural use of HM in Africa presume adequate
27 knowledge of HM already exist but with the need for its regulation and certification,
28 knowledge testing of the difference between certified and uncertified forms has
29 therefore, become more imperative.
30
31

32
33 In this study the majority of the respondents (90%) knew the difference between
34 government certified and uncertified herbal medicines. The high level of knowledge
35 about certified and uncertified HM may have been due to the success of various
36 campaigns and public awareness programmes run by the National Agency for Food
37 and Drug Administration Control in 2007 about fake and counterfeit drugs in
38 Nigeria[45] Participant's awareness is thus reflected in this study which is an indicator
39 of the effectiveness of the government effort at sensitizing the public.
40
41

42
43 However, we found that the use of HM is still high in the study population with 85% of
44 the respondents having used them in the last two years (Table 2). This high use has
45 also been described in other African countries such as Ghana, Tanzania, Zambia
46 Kenya, and about 80% use reported in South Africa[46]. Similar studies in general HM
47 use conducted in Lagos and the UK reported 66.8% and 64.2% of their respondents
48 had used HM[20, 47]. Social, cultural, socioeconomic and political factors have been
49 reported to influence the use of HM in developed countries[47, 48], whereas this might
50 not be the case in developing country such as Nigeria. It has been reported that
51 approximately 80% of Nigerians still consult the traditional healers for various health
52 care provisions[49], which may explain the high use of HM in this study.
53
54
55
56
57
58
59
60

1
2
3 The effectiveness of HM (83.6%) was a major factor in their use which is in line with
4 previous findings[44, 50]. Affordability was the second most mentioned factor (31.9%)
5 followed by availability (21.5%). These factors influencing HM use in this study has
6 also been reported previously[4]. In addition, the authors reported other factors such
7 as preference for natural therapies and alternative medicines, dissatisfaction with
8 orthodox pharmaceuticals, high cost and side effects of orthodox medicine, distrust of
9 physician's abilities and self-medication habit[4]. Anecdotal information from friends,
10 religious influence and spiritual consciousness has also been known to influence the
11 use of HM [51, 52]. Only 7.1% of the respondents in this study attributed their HM use
12 to its natural and organic properties, the misconception of the natural properties being
13 non - toxic and free of adverse effect is a common belief in both developed and
14 developing countries[53]. A comparative assessment of herbal and orthodox
15 medicines in Nigeria showed that the HM were preferred to orthodox medicines in
16 terms of efficacy, affordability, availability, safety and level of advertisement[40].
17
18
19
20
21

22 The dissatisfaction with orthodox health care was also highlighted in this study.
23 Majority of the respondents (45.2%) attributed poor service delivery in the hospital to
24 non-hospital utilisation followed by high hospital cost (33.5%) (Table 3). The poor
25 services experienced included long hospital waiting time, hostile and rude attitude of
26 health workers, poor infrastructure and lack of communication. The nature of illness,
27 availability of money, patient's age, religious or personal belief, level of education and
28 severity of illness amongst other factors have been reported to influence the choice
29 between orthodox and the traditional health system.
30
31
32
33

34 Nonetheless, challenges associated with the orthodox health system in Ekiti state such
35 as affordability of service cost, quality of service rendered, closeness to home, staff
36 attitude, environment cleanliness, availability of required drugs and services have also
37 informed patient's patronage to the use of HM[54]. In addition, approximately 70% of
38 orthodox drugs in circulation in Nigeria are either adulterated or fake highlighting the
39 need for thorough analysis of such products and licensing provisions.
40
41
42

43 Hence findings from this study suggest lack of improvement in the health care service
44 delivery over time, which is also evidenced by other publications highlighting similar
45 issues[53]. The effectiveness of HM and hospital poor service delivery are the reasons
46 most highlighted in this study favouring HM use which is across the whole
47 socioeconomic class of the respondents (Figure 1 and 2). Thus regardless of the
48 economic situation of the respondents a good service delivery in the orthodox health
49 system is highly desirable.
50
51
52

53 A significant difference in the number of males using HM (89.9%) was observed when
54 compared to females (78.6%) ($p < 0.001$, $\chi^2 = 31.008$ and $df = 3$) (Table 5). Our finding is
55 not consistent with published literature from developed countries where females had
56 higher use of HM than males with 12.7% of females compared to 1.1% of males[55]
57 and 8.3 % females compared to 2.9% males[56] with a similar trend reported in other
58 studies[57, 58]. A previous Nigerian study however found no significant difference
59
60

1
2
3 between being female and use of HM[59]. Although it has been reported that women
4 take less risk than men[60], women tend to seek help from the orthodox health care
5 when compared to men[60-63]. Therefore, we recommend authorities to be mindful of
6 targeting men in public health awareness in relation to the safety of HM.
7
8

9
10 The level of education was another factor that contributed to the use of HM in this
11 study. There was significant relationship between respondent's level of education and
12 use of HM ($p=0.001$, $\chi^2=16.670$, $df=3$), as respondents with primary level of education
13 had the highest use of HM and least use within respondents with tertiary level of
14 education. HM use was also highest among respondents within the middle annual
15 income class while the least use was among the high annual income group
16 ($p<0.001^*$, $\chi^2=36.366$, $df=2$). This finding contradicts a previous study where the
17 author has reported poverty and dissatisfaction with orthodox medicine as the reason
18 for HM use[64]. In line with the author, our study showed dissatisfaction with orthodox
19 medical care as a reason for non-hospital utilisation (Table 3) but poverty was not a
20 factor[64]. Affordability which was the second most highlighted reason for use of HM
21 (31.9%) and high hospital cost which was the second most highlighted reason for non-
22 hospital utilisation (33.5%) may not equate poverty. Though 82% of the respondents
23 were within the low income class, 69% of health care financing is still "out of pocket"
24 by patients in Nigeria[65]. Health insurance accounts for only 2% of all health care
25 financing in Nigeria[64].
26
27
28
29
30

31 Therefore financing out of pocket health care is an extra burden on a population with
32 82% already within the low income group. This brings to bare the importance of the
33 United Nations Sustainable Development Goal 3; which is to strive towards achieving
34 Universal Health Coverage by 2030 by all member states[66].
35
36

37 Conversely, low level of education and income power has been reported to influence
38 choice of HM use in previous studies[18, 57, 67]. The studies associated low income
39 with use of HM, which is different from what was found in this study. Highest use of
40 HM was among the middle-income group (Table 5). However studies in developed
41 countries have reported non-significant relationship between income and HM use but
42 significant relationship between higher level of education and HM use[29, 68]. These
43 variations may be due to interplay between factors such as respondent's
44 socioeconomic characteristics and peculiarities of the study environment. Hence the
45 findings in this study reflect such interplay where the middle-income class used more
46 HM and a significant relationship between level of education and HM use.
47
48
49
50

51 Additionally, there was a significant association between the age of the respondents
52 and use of HM in this study ($p=0.005$, $\chi^2=12.996$, $df=3$). Respondents 70 years and
53 above have all (100%) used HM in the last 2 years, followed by the age group 30-49
54 years of which 86.7% of them have also used HM within the period. A publication
55 amongst the general population on HM use reported significant relationship between
56 age and use of HM[57] while another reported no significant difference[18]. This study
57 showed that the use of HM increases with the age of the respondents, although age
58
59
60

1
2
3 group 50-69 years did not follow this pattern. The occupation of the respondents was
4 also significantly associated with HM use $p=0.001$, $\chi^2=75.504$ $df=8$. This can be linked
5 to the annual income of the respondents which had significant association in this study.
6 The type of occupation largely determines the accruable income.
7
8

9
10 There was 100% use of HM in the last 2 years among respondents who practised
11 African traditional religion, 85.4% use among Christians and 82.1% use among
12 Muslims. There was a significant relationship between religious affiliation of the
13 respondents and HM use ($p=0.009$, $\chi^2=9.493$, $df=2$) (Table 5). The use of HM as an
14 integral part of African tradition religion is documented and African traditional religionist
15 being the custodian of the African traditional medicine[69]. Although some studies
16 reported no significant association between religion and HM use[36, 39, 50] other
17 studies have reported otherwise[70, 71]. Furthermore research has shown that
18 religious beliefs and spiritual practices of patients have powerful influence in making
19 decision about treatment choice, coping with chronic diseases and end of life care
20 decisions[72, 73]. Therefore, this study highlights the influence religion has on the use
21 of HM; it is apparently a correlation between their religious belief and their choice of
22 health care. There is no multicollinearity between the socio-demographic
23 characteristics and the use of HM therefore it reduces standard errors in related
24 independent variables such as level of education, education and annual income.
25
26
27
28
29

30
31 This study employed qualitative and quantitative data which catered for the peculiarity
32 of the study population hence increasing inclusivity. Also the study has helped to
33 reveal the prevalence and determinant of HM use and non-hospital utilisation within
34 the study population. These are new findings within the Ekiti state which will help in
35 public health planning. There were few limitations of this study. First, there were more
36 incomplete entries in the self-administered questionnaires compared to the interview
37 administered ones, which reduced the number of eventual participants in the study.
38 Second, most of the towns were visited during the day, at which farmers would have
39 been away from the residential areas. This led to a low number of participants from
40 this group compared to other occupations in this study. However, the eventual sample
41 size was still representative of the study population. Also there were possibilities for
42 recall bias due to respondents need to remember answers related to the previous 2
43 years, but the methodology used in this study are acceptable and robust for
44 contemporary research in public health.
45
46
47
48

49
50 Further research may be needed to assess the use of HM in sub health and the
51 general population to increase present knowledge on herbal medicine use and ways
52 to integrate traditional and orthodox health care systems within the study population.
53
54
55

56 CONCLUSIONS

57
58
59
60

1
2
3 Findings from this study showed majority of the study population have used herbal
4 medicines in the last 2 years regardless of the economic class. Majority of the
5 respondent in the study know the difference between certified and uncertified herbal
6 medicines, but uncertified herbal medicines were most commonly used. This study
7 highlights the need for further investment in public health enlightenment and health
8 care system. This is important considering the findings from this study on reasons for
9 non-hospital unitisation corroborating the health infrastructural/service deficit which
10 has been reported to influence the use of herbal medicines in developing countries.
11 However the choices are limited; a choice between an acclaimed effective herbal
12 medicine and an orthodox health system offering unsatisfactory service. While
13 affordability was also an important reason people used herbal medicines in this study,
14 high hospital cost was also a reason people did not patronise orthodox medical
15 service. It is a choice between an affordable herbal medicine and an expensive
16 orthodox medical service especially in the absence of adequate health insurance
17 coverage. This study has shown that there is a significant association between annual
18 incomes, education, gender, age, religion, occupation with the use of herbal
19 medicines. Although there is a cultural history of herbal medicines use within the study
20 population, socioeconomic and socio-demographic factors were determinants of its
21 use in light of a prevalent income inequality and absence of adequate health insurance
22 coverage.

Contributorship statement

32
33 **Olujimi Aina** designed and implemented the work, carried out data analysis and
34 interpretation; drafted manuscript and is accountable for the accuracy and integrity of
35 the work.

36
37 **Lata Gautam** designed and supervised the work, carried out interpretation and
38 drafted and revised the manuscript for final approval and is accountable for the
39 accuracy and integrity of the work.

40
41 **Padam Simkhada** advised on public health aspect of the research and carried out
42 interpretation and revision of the manuscript.

43
44 **Sarah Hall** supervised the work, carried out interpretation and drafted and revised
45 the manuscript for final approval and is accountable for the accuracy and integrity of
46 the work.

Competing interests

47
48 Authors declare there is no conflict of interest.

Funding – The authors declare that there was no support from any organisation for the submitted work; no financial relationships with any organisations that might have an interest in the submitted work in the previous three years and no other relationships or activities that could appear to have influenced the submitted work.

Data sharing statement – No additional data available

REFERENCES

1. Frass M, Strassl RP, Friehs H, et al. Use and Acceptance of Complementary and Alternative Medicine among the General Population and Medical Personnel: A Systematic Review. *Ochsner J* 2012; 12(1): 45–56.
2. World Health Organization (WHO). Traditional Complementary and Integrative Medicine. Available at: <https://www.who.int/traditional-complementary-integrative-medicine/about/en/> (accessed 03 November 2019).
3. Bodeker C, Bodeker G, Ong CK, et al. WHO Global Atlas of Traditional, Complementary and Alternative Medicine. Geneva, Switzerland: WHO, 2005.
4. Bandaranayake WM. Quality Control, Screening, Toxicity, and Regulation of Herbal Drugs, in Modern Phytomedicine. Turning Medicinal Plants into Drugs Weinheim: Wiley-VCH GmbH & Co. KGaA. 2006; 25–57.
5. Nissen N. Practitioners of Western Herbal Medicine and their Practice in the UK: Beginning to Sketch the Profession. *Complement Ther Clin Pract* 2010; 16(4):181-186.
6. Calapai G. European Legislation on Herbal Medicines: A Look into the Future. *Drug Saf* 2008; 31(5):428-431.
7. Romero-Daza N. Traditional Medicine in Africa. *Ann Am Acad Pol Soc Sci* 2002; 583(1):173-176.
8. Abdullahi AA. Trends and Challenges of Traditional Medicine in Africa. *Afr J Tradit Complement Altern Med* 2011; 8(5S):115–23.
9. MacGaffey W. African Traditional Religion. Oxford bibliographies. Available at: <http://www.oxfordbibliographies.com/view/document/obo-9780199846733/obo-9780199846733-0064.xml#firstMatch> (Accessed 25 July 2020).
10. Oguntomisin GO. Political Change and Adaptation in Yorubaland in the Nineteenth Century. *Can J Afr Stud* 1981; 15 (2):223-237.
11. Olayiwola DO. The Aladura: It's Strategy for Mission and Conversion in Yorubaland, Nigeria. *Orita: Ibadan J Rel Stud* 1987; 19 (1): 40-56.

12. Mills E, Cooper C, Seely, D et al. African Herbal Medicines in the Treatment of HIV: Hypoxis and Sutherlandia: An Overview of Evidence and Pharmacology. *Nutr J* 2005; 4: 19. doi:10.1186/1475-2891-4-19.
13. Van Wyk BE, Van Oudtshoorn B, and Gericke N. Medicinal Plants of South Africa. Pretoria: Briza Publications. 1999; 336, ISBN 978-1-875093-37-3.
14. Onwuanibe RC. The Philosophy of African Medical Practice. *J Opin* 1979; 9(3):25–28.
15. Helwig D. Traditional African Medicine. Gale Encyclopedia of Alternative Medicine. Available at: <http://www.encyclopedia.com/doc/1G2-3435100785.html> (Accessed 24 July 2020).
16. Olorunniyi OF, Morenikeji OA. The Extent of Use of Herbal Medicine in Malaria Management in Ido/Osi Local Government Area of Ekiti State, Nigeria. *J Med Plants Res* 2013; 7(42):3171-3178.
17. Awodele O, Kennedy IA, Sikiru OU, et al. Safety of Herbal Medicines Use: Case Study of Ikorodu Residents in Lagos, Nigeria. *Curr Drug Saf* 2014; 9(2):138-144.
18. Okoronkwo I, Onyia-pat J, Okpala P, et al. Patterns of Complementary and Alternative Medicine Use, Perceived Benefits, and Adverse Effects among Adult Users in Enugu Urban, Southeast Nigeria. *Evid Based Complement Alternat Med*. 2014; <http://dx.doi.org/10.1155/2014/239372>
19. Duru CB, Uwakwe KA, Chinomnso NC, et al. Socio-demographic Determinants of Herbal Medicine Use in Pregnancy Among Nigerian Women Attending Clinics in a Tertiary Hospital in Imo State, South-East, Nigeria. *Am J Med* 2016; 4(1): 1-10.
20. Oreagba IA, Oshikoya KA, Amachree M. Herbal Medicine Use among Urban Residents in Lagos, Nigeria. *BMC Complement Altern M* 2011; 11:117.
21. NAFDAC Guidelines Herbal and Cosmetics. Available at: <https://www.nafdac.gov.ng/resources/guidelines/> (Accessed 20 July 2020).
22. Ekiti State Government Strategic Health Development Plan 2010-2015. 2011. Available at: <https://drive.google.com/file/d/0B1DAmtM1BcbMVXpvRIhxaUdYOFU/view> (Accessed 20 July 2020).
23. National Bureau of Statistics (NBS). 2019. Poverty and Inequality in Nigeria: Executive Summary. Available at: <https://nigerianstat.gov.ng/download/1092> (Accessed 20 July 2020).
24. Odeyemi CA. Spatial Distribution of Poverty indicators in Ekiti State. *Dev Ctry Stud* 2014; 4(12):119.
25. National Population Commission. Census Report 2006. Available at: <https://nigeriacrvs.gov.ng> (accessed 03 November 2019).
26. Ekiti State Government EKSG 2016. Available at: <https://ekitistate.gov.ng/about-ekiti/> (accessed 03 November 2019).

- 1
2
3 27. Cochran WG. Sampling Techniques. 3rd Ed. New York: Wiley. 2007.
4
5
6 28. Bryman A, Cramer D. Quantitative Data Analysis for Social Scientists London,
7 New York Routledge. 1990.
8
9 29. Kummet CM, Spector ML, Dawson DV, et al. Patterns of Complementary and
10 Alternative Medicine (CAM) Use Among Dental Patients. *J Public Health Dent*
11 2015; 75:109–117.
12
13 30. Olusanya BO, Inem VA, Abosede OA. Infants delivered in maternity homes run
14 by traditional birth attendants in urban Nigeria: a community-based study.
15 *Health Care Women Int* 2011;32:474–91.doi:10.1080/07399332.2011.565531
16
17
18 31. Sarmiento I, Zuluaga G, Andersson N. Traditional Medicine Used in Childbirth
19 and for Childhood Diarrhoea in Nigeria's Cross River State: Interviews with
20 Traditional Practitioners and a State Wide Cross-sectional Study. *BMJ Open*
21 2016;6:e010417.doi:10.1136/bmjopen-2015-010417
22
23
24 32. Girma E, Tesfaye M. Patterns of Treatment Seeking Behavior for Mental
25 Illnesses in Southwest Ethiopia: A Hospital Based Study. *BMC Psychiatry*
26 2011;11:138.doi:10.1186/1471-244X-11-138
27
28
29 33. Awodele O, Agbaje EO, Abiola OO, et al . Doctors' Attitudes Towards the Use
30 of Herbal Medicine in Lagos, Nigeria. *J Herb Med* 2012;2:16–
31 22.doi:10.1016/j.hermed.2012.02.002.
32
33
34 34. Mbutho NP , Gqaleni N , Korporaal CM . Traditional Complementary and
35 Alternative Medicine: Knowledge, Attitudes and Practices of Health Care
36 Workers in HIV and AIDS Clinics in Durban Hospitals. *Afr J Tradit Complement*
37 *Altern Med* 2012; 9(3 Suppl):64–72.
38
39
40 35. van Staden AM , Joubert GB . Interest in and Willingness to Use
41 Complementary, Alternative and Traditional Medicine among Academic and
42 Administrative University Staff in Bloemfontein, South Africa. *Afr J Tradit*
43 *Complement Altern Med* 2014;11:61–6.doi:10.4314/ajtcam.v11i5.10
44
45
46 36. Hughes GD, Aboyade OM, Clark BL, et al. The Prevalence of Traditional
47 Herbal Medicine Use among Hypertensives Living in South African
48 Communities. *BMC Complement Altern Med* 2013;13:38.
49
50
51 37. Allabi AC, Busia K, Ekanmian V, et al. The Use of Medicinal Plants in Self-care
52 in the Agonlin Region of Benin. *J Ethnopharmacol* 2011;133:234–
53 43.doi:10.1016/j.jep.2010.09.028
54
55
56 38. Auerbach BJ, Reynolds SJ, Lamorde M et al. Traditional Herbal Medicine Use
57 Associated with Liver Fibrosis in Rural Rakai, Uganda. *PLoS One*
58 2012;7:e41737.doi:10.1371/journal.pone.00417
59
60

- 1
2
3 39. Opara ER, Osayi KK. Factors Affecting the Utilization of Herbal Medicine as a
4 Livelihood Alternative among Residents of Imo State: The Role of Social Work
5 Professionals. *IOSR-JHSS* 2016;21(5):66-78.
6
7
8 40. Osemene KP, Elujoba AA, and Ilori, MO. A Comparative Assessment of
9 Herbal and Orthodox Medicines in Nigeria. *Res J Med Sci* 2011; 5(5):280-285.
10
11 41. Flatie T, Gedif T, Asres K, et al . Ethnomedical Survey of Berta Ethnic Group
12 Assosa Zone, Benishangul-Gumuz Regional State, Mid-west Ethiopia. *J*
13 *Ethnobiol Ethnomed* 2009;5:14.doi:10.1186/1746-4269-5-14
14
15
16 42. Sarki ZM, and Danjuma MH. Socio-demographic Factors and Utilization of
17 Traditional Medicine in Kazaure Town, Jigawa State, Nigeria. *Int J Emerg*
18 *Know* 2015;3(1):9–20.
19
20
21 43. Aikins I, Ahmed M, and Adzimah, ED. Assessing the Role of Quality Service
22 Delivery in Client Choice for Healthcare: A Case Study of Bechem
23 Government Hospital and Green Hill Hospital. *Eur J Purch Supply Manag*
24 2014;2(3):1-23.
25
26
27 44. Adesiji GB, and Komolafe SE. Factors Influencing the Use of Traditional
28 Healing among Farmers in Kwara State, Nigeria. *Albanian J Agric Sc* 2013;12
29 (2):275-281.
30
31 45. Ofuani AB, Kuye OL, Ogundele OJK. An Assessment of the Efficiency of
32 Government Regulatory Agencies in Nigeria. Case of the National Agency for
33 Food and Drugs Administration and Control. *Acad J Econ Stud* 2015; 1(3): 9–
34 26.
35
36
37 46. Ozioma EOJ, and Nwamaka OA. Herbal Medicines in African Traditional
38 Medicine 2019. Available at: [https://www.intechopen.com/books/herbal-](https://www.intechopen.com/books/herbal-medicine/herbal-medicines-in-african-traditional-medicine)
39 [medicine/herbal-medicines-in-african-traditional-medicine](https://www.intechopen.com/books/herbal-medicine/herbal-medicines-in-african-traditional-medicine) (Accessed on 20
40 July 2020).
41
42 47. Ong P, Bodeker G. Use of Complementary and Alternative Medicine Services
43 in England. *Am J Public Health* 2002; 92:1653–1656.
44
45 48. Eskinazi D. Factors that will Shape the Future of Alternative Medicine: An
46 Overview. In: What Will Influence the Future of Alternative Medicine? A World
47 Perspective. Singapore: World Scientific Publishers. 2001;1–22.
48
49 49. Adefolaju T. Traditional and Orthodox Medical Systems in Nigeria: The
50 Imperative of a Synthesis. *Am J Health Res* 2014; 2:118-124.
51
52 50. Mafimisebi TE, Oguntade AE. Health Infrastructure Inequality and Rural-Urban
53 Utilization of Orthodox and Traditional Medicines in Farming Households: A
54 Case Study of Ekiti State, Nigeria. In: Smigorski K, ed. Health Management -
55 Different Approaches and Solutions. In Tech 2011:197-214.
56
57 51. Astin J. Why Patients Use Alternative Medicines: Results of National Study. *J.*
58 *Am Med Assoc* 1998; 279:1548–1553.
59
60

- 1
 - 2
 - 3
 - 4
 - 5
 - 6
 - 7
 - 8
 - 9
 - 10
 - 11
 - 12
 - 13
 - 14
 - 15
 - 16
 - 17
 - 18
 - 19
 - 20
 - 21
 - 22
 - 23
 - 24
 - 25
 - 26
 - 27
 - 28
 - 29
 - 30
 - 31
 - 32
 - 33
 - 34
 - 35
 - 36
 - 37
 - 38
 - 39
 - 40
 - 41
 - 42
 - 43
 - 44
 - 45
 - 46
 - 47
 - 48
 - 49
 - 50
 - 51
 - 52
 - 53
 - 54
 - 55
 - 56
 - 57
 - 58
 - 59
 - 60
52. Zeil H. Complementary Alternative Medicine Boon or Boondoggle. *Skeptic* 1999; 7:86–9.
53. Wertheimer AI, Wang PG. *Counterfeit Medicines. Policy, Economics and Counter Measures*. First Edition. ILM Publications USA. 2012; 1-3.
54. Omotoso O. Health Seeking Behaviour among the Rural Dwellers in Ekiti State, Nigeria. *Int Multidiscip Res J* 2010; 4(2):125-138.
55. Harrison RA, Holt D, Pattison DJ, et al. Who and How Many People are Taking Herbal Supplements? A Survey of 21,923 Adults. *Int J Vitam Nutr Res* 2004; 74:183–186.
56. Raji MA, Kuo Y-F, Snih SA, et al. Ethnic Differences in Herb and Vitamin/Mineral Use in the Elderly. *Ann Pharmacother* 2005; 39:1019–23.
57. Gardiner P, Graham R, Legedza ATR, et al. Factors Associated with Herbal Therapy Use by Adults in the United States. *Altern Ther Health Med* 2007; 13:22–29.
58. Bakhotmah BA, Alzahrani HA. Self-reported Use of Complementary and Alternative Medicine (CAM) Products in Topical Treatment of Diabetic Foot Disorders by Diabetic Patients in Jeddah, Western Saudi Arabia. *BMC Res Notes* 2010; 3:254.
59. Onyeka TC, Ezike HA, Nwoke OM, et al. Herbal Medicine: A Survey of Use in Nigerian Presurgical Patients Booked for Ambulatory Anaesthesia. *ISCMR* 2012; 12:130.
60. Harris CR, Jenkins M. Gender Differences in Risk Assessment. Why do Women Take Fewer Risks than Men? *Judgm Decis Mak* 2006; 1(1):48–63.
61. Green CA, Pope CR. Gender, Psychosocial Factors and the Use of Medical Services: A Longitudinal Analysis. *Soc Sci Med* 1999; 48:1363–72.
62. Bertakis KD, Azari R, Helms LJ, et al. Gender Differences in the Utilization of Health Care Services. *J Fam Pract* 2000; 49(2):147.
63. Chang H-J, Lai Y-L, Chang C-M, et al. Gender and Age Differences among Youth, in Utilization of Mental Health Services in the Year Preceding Suicide in Taiwan. *Community Mental Hlt J* 2012; 48(6):771-780.
64. Oshikoya KA, Senbanjo IO, Njokanma OF, et al. Use of Complementary and Alternative Medicines for Children with Chronic Health Conditions in Lagos, Nigeria. *BMC Complement Altern Med* 2008; 8: 66.
65. Uzochukwu B, Ughasoro MD, Etiaba E, et al. Health Care Financing in Nigeria: Implications for Achieving Universal Health Coverage. *Niger J Clin Pract* 2015; 18:437-44.
66. Sustainable Development Goal (SDG). Sustainable Development Knowledge Platform. Available at: <https://sustainabledevelopment.un.org/sdg3> (Accessed 20 July 2020).

- 1
2
3 67. Barnes PM, Bloom B, Nahin RL. Complementary and Alternative Medicine Use
4 among Adults and Children: United States, 2007. *Natl Health Stat Report*. 2008;
5 10(12):1-23.
6
7 68. Du Y, Wolf I, Zhuang W, et al. Use of Herbal Medicinal Products among Children
8 and Adolescents in Germany. *BMC Complement Altern Med* 2014; 14:218.
9
10 69. White P. The Concept of Diseases and Health Care in African Traditional
11 Religion in Ghana. *HTS Teol Stud* 2015; 71(3):1-7.
12
13 70. Hulela, K, Thobega, M. Botswana Faith Leaders' Attitudes towards the Use of
14 Indigenous Medicinal Herbs. *J Med Plants Res* 2013; 7(21):1550-1556.
15
16 71. Ethel GN, Amy LA. Religion and the Use of Complementary and Alternative
17 Medicine among Cardiac Patients. *J Relig Health* 2014; 53(3):864-877.
18
19 72. Puchalski CM. Spirituality and Health: The Art of Compassionate Medicine.
20 *Hospital Physician*. 2001; 30-36.
21
22 73. McCormick TR, Hopp F, Nelson-Becker H, et al. Ethical and Spiritual
23 Concerns near the End of Life. *J Relig Spiritual Aging* 2012; 301-313.
24
25
26
27
28
29
30
31
32
33
34
35
36
37
38
39
40
41
42
43
44
45
46
47
48
49
50
51
52
53
54
55
56
57
58
59
60

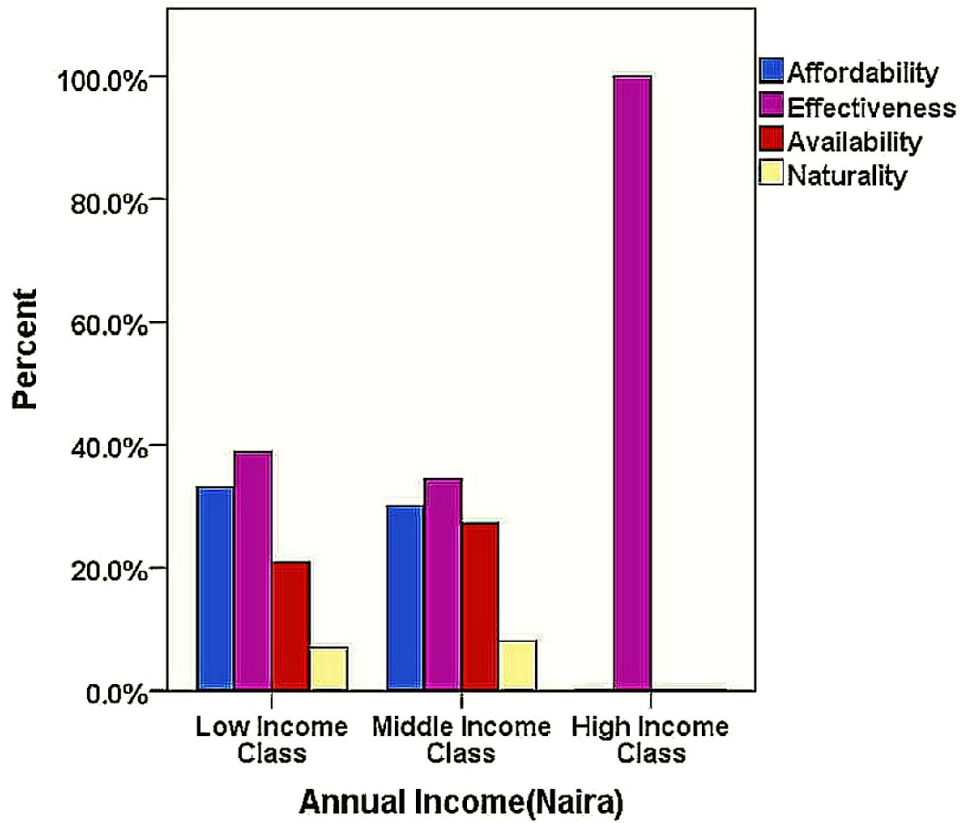


Chart showing reasons for herbal medicine use across economic background of respondents

104x92mm (300 x 300 DPI)

1
2
3
4
5
6
7
8
9
10
11
12
13
14
15
16
17
18
19
20
21
22
23
24
25
26
27
28
29
30
31
32
33
34
35
36
37
38
39
40
41
42
43
44
45
46
47
48
49
50
51
52
53
54
55
56
57
58
59
60

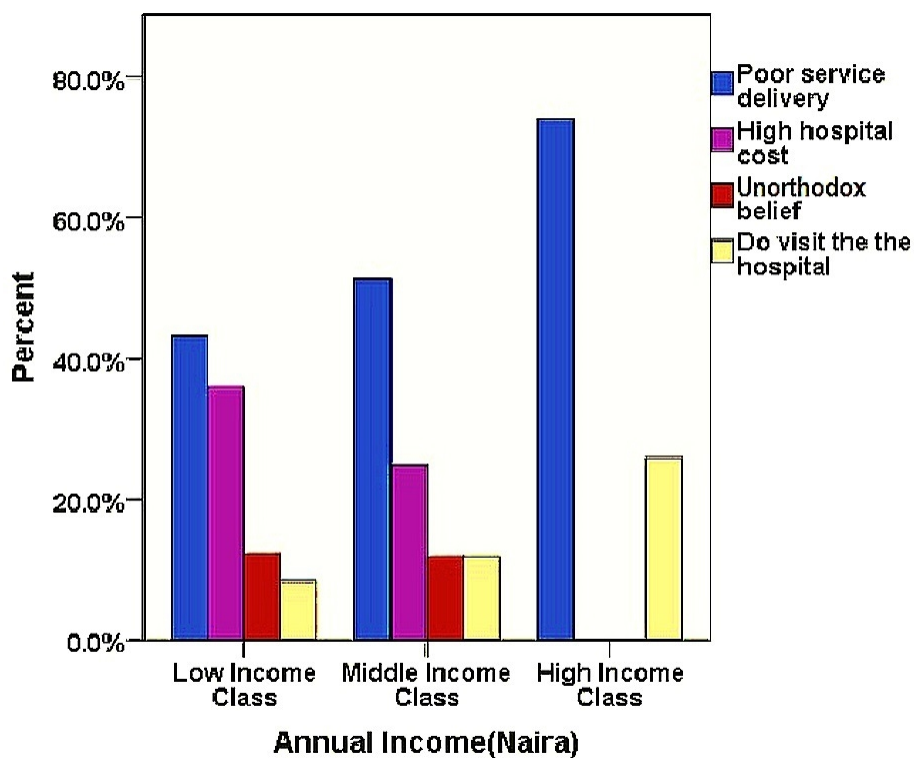
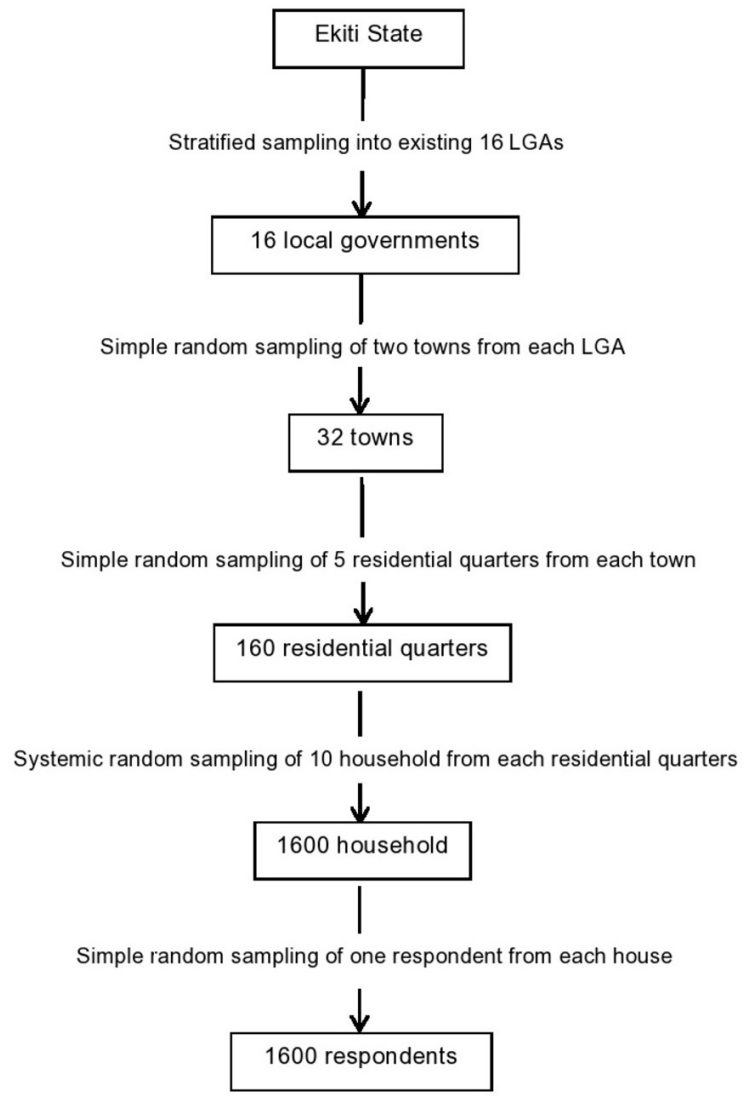


Chart showing reasons for non-hospital utilisation across economic background of the respondent

84x71mm (300 x 300 DPI)

1
2
3
4
5
6
7
8
9
10
11
12
13
14
15
16
17
18
19
20
21
22
23
24
25
26
27
28
29
30
31
32
33
34
35
36
37
38
39
40
41
42
43
44
45
46
47
48
49
50
51
52
53
54
55
56
57
58
59
60

1
2
3
4
5
6
7
8
9
10
11
12
13
14
15
16
17
18
19
20
21
22
23
24
25
26
27
28
29
30
31
32
33
34
35
36
37
38
39
40
41
42
43
44
45
46
47
48
49
50
51
52
53
54
55
56
57
58
59
60



84x119mm (300 x 300 DPI)

STROBE 2007 (v4) Statement—Checklist of items that should be included in reports of cross-sectional studies

Section/Topic	Item #	Recommendation	Reported on page #
Title and abstract	1	(a) Indicate the study's design with a commonly used term in the title or the abstract	1
		(b) Provide in the abstract an informative and balanced summary of what was done and what was found	1
Introduction			
Background/rationale	2	Explain the scientific background and rationale for the investigation being reported	2
Objectives	3	State specific objectives, including any prespecified hypotheses	1
Methods			
Study design	4	Present key elements of study design early in the paper	3
Setting	5	Describe the setting, locations, and relevant dates, including periods of recruitment, exposure, follow-up, and data collection	4
Participants	6	(a) Give the eligibility criteria, and the sources and methods of selection of participants	5
Variables	7	Clearly define all outcomes, exposures, predictors, potential confounders, and effect modifiers. Give diagnostic criteria, if applicable	5
Data sources/measurement	8*	For each variable of interest, give sources of data and details of methods of assessment (measurement). Describe comparability of assessment methods if there is more than one group	5
Bias	9	Describe any efforts to address potential sources of bias	5
Study size	10	Explain how the study size was arrived at	4
Quantitative variables	11	Explain how quantitative variables were handled in the analyses. If applicable, describe which groupings were chosen and why	5
Statistical methods	12	(a) Describe all statistical methods, including those used to control for confounding	5
		(b) Describe any methods used to examine subgroups and interactions	5
		(c) Explain how missing data were addressed	6
		(d) If applicable, describe analytical methods taking account of sampling strategy	6
		(e) Describe any sensitivity analyses	NA
Results			

Participants	13*	(a) Report numbers of individuals at each stage of study—eg numbers potentially eligible, examined for eligibility, confirmed eligible, included in the study, completing follow-up, and analysed	5-6
		(b) Give reasons for non-participation at each stage	5-6
		(c) Consider use of a flow diagram	Supplementary material
Descriptive data	14*	(a) Give characteristics of study participants (eg demographic, clinical, social) and information on exposures and potential confounders	6
		(b) Indicate number of participants with missing data for each variable of interest	5
Outcome data	15*	Report numbers of outcome events or summary measures	NA
Main results	16	(a) Give unadjusted estimates and, if applicable, confounder-adjusted estimates and their precision (eg, 95% confidence interval). Make clear which confounders were adjusted for and why they were included	10 (statistics)
		(b) Report category boundaries when continuous variables were categorized	NA
		(c) If relevant, consider translating estimates of relative risk into absolute risk for a meaningful time period	NA
Other analyses	17	Report other analyses done—eg analyses of subgroups and interactions, and sensitivity analyses	10
Discussion			
Key results	18	Summarise key results with reference to study objectives	11
Limitations	19	Discuss limitations of the study, taking into account sources of potential bias or imprecision. Discuss both direction and magnitude of any potential bias	13
Interpretation	20	Give a cautious overall interpretation of results considering objectives, limitations, multiplicity of analyses, results from similar studies, and other relevant evidence	13-14
Generalisability	21	Discuss the generalisability (external validity) of the study results	13
Other information			
Funding	22	Give the source of funding and the role of the funders for the present study and, if applicable, for the original study on which the present article is based	NA

*Give information separately for cases and controls in case-control studies and, if applicable, for exposed and unexposed groups in cohort and cross-sectional studies.

Note: An Explanation and Elaboration article discusses each checklist item and gives methodological background and published examples of transparent reporting. The STROBE checklist is best used in conjunction with this article (freely available on the Web sites of PLoS Medicine at <http://www.plosmedicine.org/>, Annals of Internal Medicine at <http://www.annals.org/>, and Epidemiology at <http://www.epidem.com/>). Information on the STROBE Initiative is available at www.strobe-statement.org.