

## Supplementary Materials 1

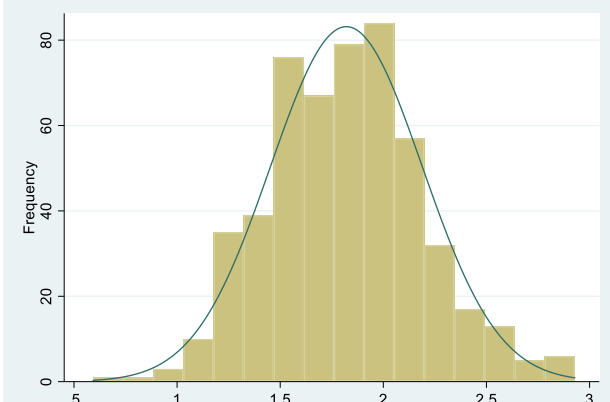
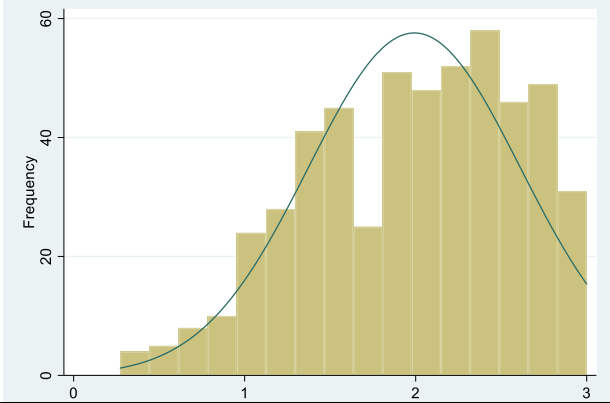
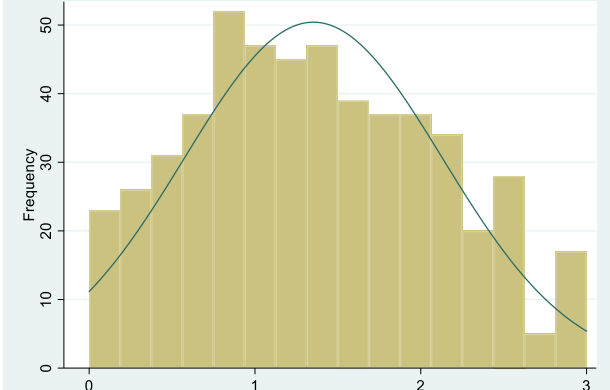
## Additional variable descriptive statistics and distributions

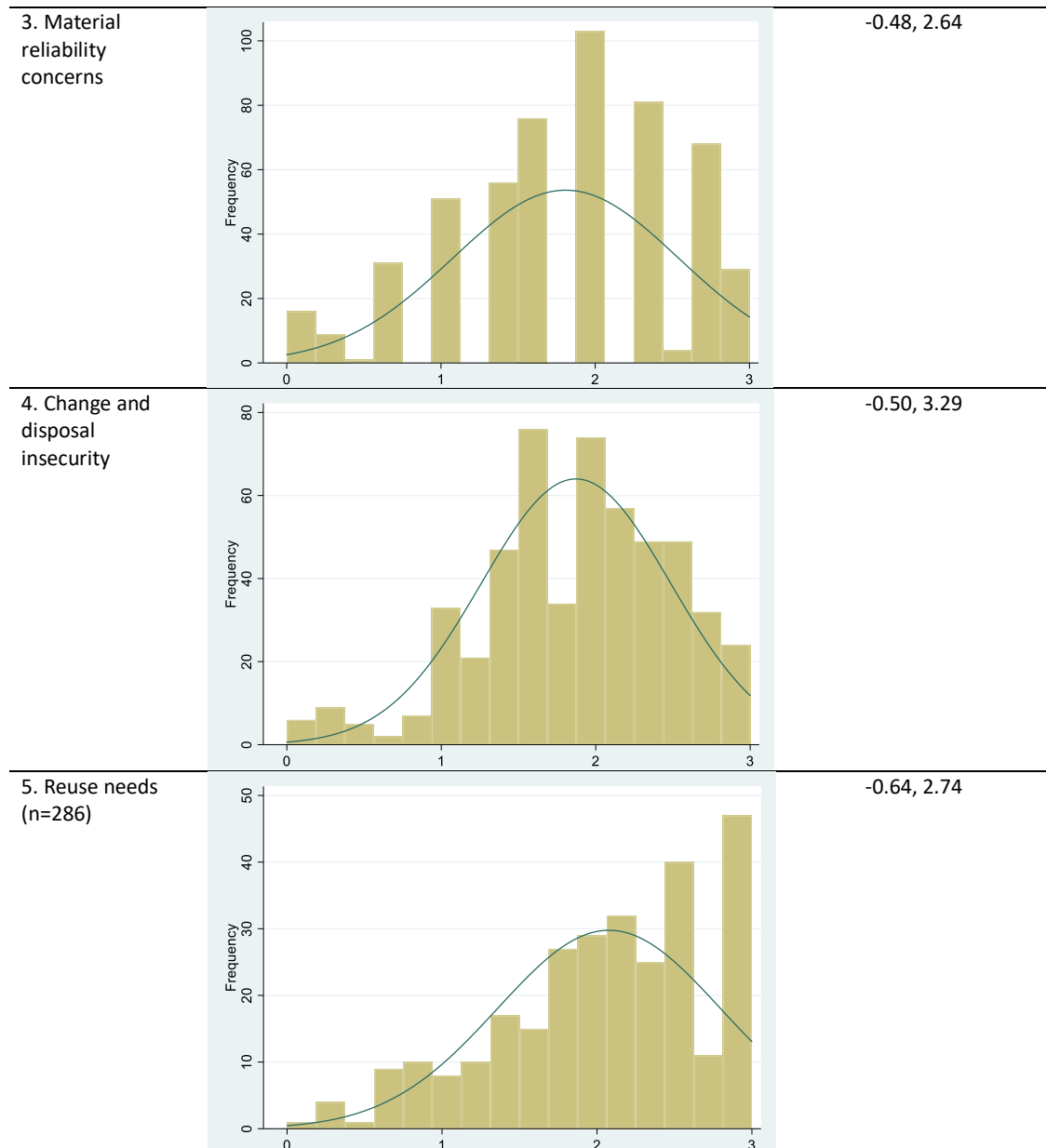
**Table 1.** Mean, standard deviation (SD), skew and kurtosis for each of the 54-items in the full pool

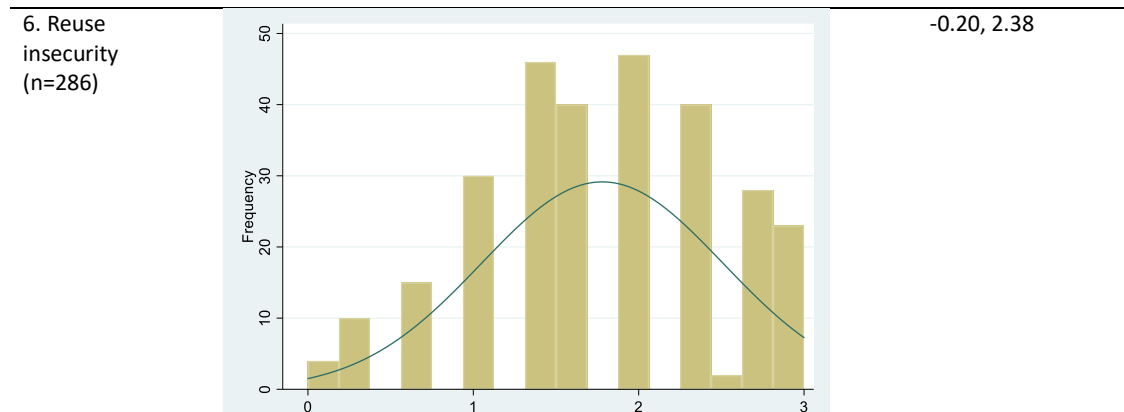
Item number	Mean	SD	Skew	Kurtosis
1	1.69	1.13	0.00	1.48
2	1.86	1.14	-0.31	1.56
3	1.77	1.06	-0.47	2.03
4	1.91	1.00	-0.72	2.49
5	1.72	1.03	-0.47	2.10
6	1.65	1.15	-0.03	1.51
7	2.00	1.13	-0.57	1.79
8	1.46	1.08	0.26	1.76
9	1.31	1.16	0.36	1.68
10	1.37	1.18	0.27	1.58
11	1.56	1.17	0.04	1.51
12	2.05	1.13	-0.63	1.83
13	1.74	1.05	-0.53	2.10
14	2.05	1.17	-0.65	1.78
15	2.31	0.98	-0.93	2.25
16	2.25	1.07	-1.02	2.51
17	2.20	1.06	-0.87	2.25
18	1.66	1.01	-0.46	2.10
19	1.97	1.12	-0.50	1.74
20	1.83	1.14	-0.80	2.30
21	2.02	1.18	-0.80	2.30
22	1.89	1.04	-0.63	2.25
23	1.90	1.16	-0.40	1.60
24	1.85	1.22	-0.41	1.53
25	2.29	1.02	-0.95	2.32
26	2.17	1.05	-0.76	2.08
27	2.34	0.97	-1.11	2.79
28	1.77	1.08	-0.45	1.93
29	1.84	1.06	-0.63	2.18
30	2.03	1.11	-0.80	2.22
31	2.17	0.99	-1.04	2.97
32	1.98	1.07	-0.77	2.35
33	1.27	1.22	0.38	1.56
34	1.76	1.11	-0.49	1.91
35	1.22	1.17	0.50	1.77
36	1.40	1.18	0.22	1.55
37	1.18	1.18	0.52	1.75
38	1.77	1.08	-0.51	2.00
39	1.45	1.23	0.15	1.43
40	1.66	1.07	-0.39	1.91
41	1.78	1.06	-0.50	2.05
42	1.86	1.14	-0.57	1.90

Items relevant to those washing and reusing materials (n=291)				
Item number	Mean	SD	Skew	Kurtosis
43	2.34	1.01	-1.09	2.60
44	1.99	1.14	-0.51	1.69
45	1.99	1.18	-0.54	1.67
46	2.01	1.08	-0.45	1.65
47	1.81	1.03	-0.58	2.22
48	1.83	1.06	-0.57	2.12
49	1.86	1.03	-0.59	2.21
50	1.66	1.07	-0.41	1.93
51	2.04	1.12	-0.62	1.86
52	1.94	1.17	-0.45	1.61
53	2.14	1.05	-0.70	1.99
54	1.77	1.24	-0.25	1.40

**Table 2.** Histograms showing the pattern of responses for MPNS-36 total and sub-scale scores

Scale	Histogram	Skew, Kurtosis
Total score (n=525)		0.20, 3.17
1. Material and home environment needs		-0.35, 2.40
2. Transport and school environment needs		0.20, 2.21





**Table 3.** Item mean, standard deviation, skew and kurtosis for the DASS-21 total score

Scale	Mean	SD	Skew	Kurtosis
DASS Total Score	12.66	6.49	0.63	3.06

