

BMJ Open

BMJ Open is committed to open peer review. As part of this commitment we make the peer review history of every article we publish publicly available.

When an article is published we post the peer reviewers' comments and the authors' responses online. We also post the versions of the paper that were used during peer review. These are the versions that the peer review comments apply to.

The versions of the paper that follow are the versions that were submitted during the peer review process. They are not the versions of record or the final published versions. They should not be cited or distributed as the published version of this manuscript.

BMJ Open is an open access journal and the full, final, typeset and author-corrected version of record of the manuscript is available on our site with no access controls, subscription charges or pay-per-view fees (<http://bmjopen.bmj.com>).

If you have any questions on BMJ Open's open peer review process please email info.bmjopen@bmj.com

BMJ Open

Trends in HIV testing in the UK Primary Care setting: A 15 year retrospective cohort study 2000 to 2015

Journal:	<i>BMJ Open</i>
Manuscript ID	bmjopen-2018-027744
Article Type:	Research
Date Submitted by the Author:	08-Nov-2018
Complete List of Authors:	Gompels, Mark; North Bristol NHS Trust, Department of Immunology, Southmead Hospital Michael, Skevi; University of Bristol, School of Mathematics Davies, Charlotte; University of Bristol, Department of Population Health Sciences, Bristol Medical School Jones, Tim; University of Bristol; University Hospitals Bristol NHS Foundation Trust, The National Institute for Health Research Collaboration for Leadership in Applied Health Research and Care West (NIHR CLAHRC West) Macleod, John; University of Bristol, Population Health Sciences, Bristol Medical School; University of Bristol, The National Institute of Health Research Health Protection Research Unit (NIHR HPRU) in Evaluation of Interventions May, Margaret; University of Bristol, Population Health Sciences, Bristol Medical School; University of Bristol, The National Institute of Health Research Health Protection Research Unit (NIHR HPRU) in Evaluation of Interventions
Keywords:	PRIMARY CARE, HIV & AIDS < INFECTIOUS DISEASES, HIV testing, CPRD

SCHOLARONE™
Manuscripts

1
2
3
4
5 **Trends in HIV testing in the UK Primary Care setting: A 15 year retrospective cohort study 2000 to**
6 **2015**
7

8 M Gompels¹, S Michael², C F Davies³, T Jones^{3,4}, John MacLeod^{3,5}, M T May^{3,5}
9

10 **Short title: HIV testing in primary care**
11

12 Target journal: BMJ

Version:11/10/2018

13
14
15 ¹ Dr Mark Gompels: Consultant HIV, Department of Immunology, Southmead Hospital, North Bristol
16 NHS Trust, UK. Email: Mark.Gompels@nbt.nhs.uk
17

18 ² Dr Skevi Michael: Senior Teaching Associate, School of Mathematics, University of Bristol, UK.
19 Email: Skevi.Michael@bristol.ac.uk
20

21 ³ Dr Charlotte F Davies: Senior Research Associate, Department of Population Health Sciences,
22 Bristol Medical School, University of Bristol, UK. Email: Charlotte.Davies@bristol.ac.uk
23

24 ^{3,4} Dr Timothy Jones: Senior Research Associate, Department of Population Health Sciences, Bristol
25 Medical School, University of Bristol, UK and The National Institute for Health Research
26 Collaboration for Leadership in Applied Health Research and Care West (NIHR CLAHRC West) at
27 University Hospitals Bristol NHS Foundation Trust, Bristol, UK. Email: Timothy.Jones@bristol.ac.uk
28

29 ^{3,5} Professor John Macleod, Professor of Clinical Epidemiology and Primary Care, Department of
30 Population Health Sciences, Bristol Medical School, University of Bristol, UK and The National
31 Institute of Health Research Health Protection Research Unit (NIHR HPRU) in Evaluation of
32 Interventions at University of Bristol, Bristol, UK. Email: John.Macleod@bristol.ac.uk
33

34 ^{3,5} Professor Margaret T May, Professor of Medical Statistics, Department of Population Health
35 Sciences, Bristol Medical School, University of Bristol, UK and The National Institute of Health
36 Research Health Protection Research Unit (NIHR HPRU) in Evaluation of Interventions at University
37 of Bristol, Bristol, UK. Email: Margaret.may@bristol.ac.uk
38
39
40
41
42
43
44

45
46 **Corresponding author:**
47

48 Prof. Margaret T. May
49 Department of Population Health Sciences
50 Bristol Medical School
51 University of Bristol
52 Bristol
53 BS8 2PS
54 UK Telephone: +44 117 9287287
55
56 Fax: +44 117 928 7325
57
58 margaret.may@bristol.ac.uk
59
60

1
2
3 **Alternative corresponding author:**
4
5

6 Dr. Charlotte F. Davies
7 Department of Population Health Sciences
8 Bristol Medical School
9 University of Bristol
10 Bristol
11 BS8 2PS
12 UK Telephone: +44 117 9287209
13
14 Fax: +44 117 928 7325
15

16 charlotte.davies@bristol.ac.uk
17

18 Word Count: abstract 300, words 4656, 4 tables, 2 figures, 50 references, 1 supplementary figure, 2
19 supplementary tables, 1 web supplementary file (appendices 1-4)
20
21
22
23
24
25
26
27
28
29
30
31
32
33
34
35
36
37
38
39
40
41
42
43
44
45
46
47
48
49
50
51
52
53
54
55
56
57
58
59
60

Abstract 300

Objectives: To estimate trends in HIV testing, positivity and prevalence in UK Primary Care for 2000-2015 as part of a wider investigation into reasons for late diagnosis of HIV.

Design: Retrospective cohort study using the Clinical Practice Research Datalink (CPRD) which is derived from computerised clinical records produced during consultations in Primary Care.

Setting: 404 General Practices in England.

Participants: 5,979,598 adults aged > 16 years registered between 2000-2015 with 45,093,761 person years of observation.

Outcomes: Annual HIV testing rates, proportion of positive tests, and prevalence of HIV-infected people recorded in Primary care 2000-2015.

Results: HIV testing in Primary Care increased from 2000 to 2010, but then declined. Testing was higher in females than males and in those aged 16-44 years compared with older adults. Rates per 100,000 in women aged 16-44 years were 177 (95% CI 167-188); 1309 (1282-1336); 1789 (1757-1821) and 839 (817-862) in 2000, 2005, 2010 and 2015, respectively, and for non-pregnant women: 22.5 (19-26); 134 (125-143); 262 (250-275); 190 (179, 201). For men aged 16-44 years rates were: 26 (22-29); 107 (100-115); 196 (185-206); 137 (127-146). Over the study period, there were approximately 2 positive results per 1000 HIV tests. Men were eight-fold more likely to test positive than women. The percentage of HIV diagnoses among adults recorded in CPRD may be as low as 55% in London and 67% in the rest of the UK.

Conclusions: HIV testing rates in Primary Care peaked in 2010 and subsequently declined. Access to testing was higher for women despite the prevalence of HIV being higher in men.

Implications and further research needed:

Opportunities remain in Primary Care for increasing HIV testing to prevent costly late diagnoses and decrease HIV transmission. Interventions to improve targeting of tests and increase adherence to HIV testing guidelines are needed in Primary Care.

Article summary

Strengths and limitations of this study

- We investigated trends in HIV testing in Primary Care using high quality data from the Clinical Practice Research Datalink (CPRD) which is derived from computerised clinical records produced during consultations in Primary Care in England.
- CPRD provided anonymised Primary Care records on patients registered between 2000 and 2015 in 404 primary care practices in England which is likely to be representative of the general patient population.
- A limitation of the study is that not all General Practices contribute data to CPRD and therefore we cannot know whether the sample was representative.
- A major strength of the study was the large number of patients, nearly 6 million, which allowed us to contrast trends in HIV testing rates in Primary Care by sex, age, deprivation, rural/urban location and whether in London or not.
- Data were available for 15 years of follow up allowing us to show that HIV testing in Primary Care in England increased between 2000 and 2010, but then declined up to 2015 despite several NICE recommendations aimed at promoting testing in this setting.

Introduction

In 2015 there were an estimated 89,800 (95% credible interval (CrI) 87,100-94,800) people living with HIV (PLWHIV) in England of whom approximately 15% (CrI 12-19%) were unaware of their infection¹. Of those individuals newly diagnosed with HIV in 2015, 39% were diagnosed late, defined for surveillance purposes as having a CD4 count below 350 cells/mL within three months of diagnosis.² An estimated 1 in 4 of newly diagnosed individuals experienced a missed opportunity for an earlier diagnosis within the healthcare system in the preceding year.³ Late diagnosis of HIV is associated with increased hospitalisations, decreased life expectancy,⁴⁻⁷ and higher treatment and care costs to the NHS.⁸ Importantly, individuals with undiagnosed HIV are likely to be responsible for the majority of transmissions because successfully treated individuals are unlikely to infect others.⁹

The UK HIV epidemic is concentrated among men-who-have-sex-with-men (MSM) and black African communities, therefore NICE has issued special guidance on increasing testing in these high risk groups^{10,11} with an update in 2014.¹² Prevalence is also higher amongst injection drug users particularly in some geographical areas.^{1,2} More recently, in 2016, NICE published practical guidelines on how to increase uptake of HIV testing in primary and secondary care, specialist sexual health services and the community.¹³ Universal HIV testing is considered to be cost-effective in areas with a local diagnosed HIV prevalence that exceeds 2 per 1000 in adults aged 15-59 years.^{2,14} In these high HIV prevalence areas recommendations are an HIV test should be routinely offered to all new GP registrations, those undergoing tests for other sexually transmitted infections or having blood tests for any reason, and all new hospital medical admissions.^{2,13} However, the majority of people with HIV seek medical care for a related condition several times prior to their HIV diagnosis.¹⁵ This may be presenting to general practice or hospital care, but without a high degree of clinical suspicion, the diagnosis is often missed.¹⁶ BHIVA has published a list of indicator diseases which are more commonly found in those who are HIV positive than negative.¹⁷ HIV testing is recommended in these cases, but recent surveys suggest poor adherence to guidelines.^{18,19}

Expanding HIV testing is a national health priority²⁰ with recent NICE guidelines offering evidence based advice on the practicalities of how to do this in the UK and how to integrate HIV testing into usual clinical care.¹³ Regardless of local HIV prevalence, a test should be routinely offered to patients in primary care when presenting with any HIV indicator condition and/or if patients are from a high risk group, for example, someone reporting an HIV positive partner or a history of injecting drug use or chemsex.¹³ Despite this, evidence from systematic reviews shows that there are often many barriers to testing experienced by patients and equally by the healthcare providers (HCP).²¹⁻²³

1
2
3 Patients presenting with clinical indicator conditions to their General Practitioner (GP) provide a
4 valuable opportunity to diagnose HIV and avoid hospitalisations due to late diagnosis.²⁴ Research has
5 shown that the majority of patients (up to 75%) newly diagnosed with HIV had been seen in the
6 healthcare system within the 12 months prior to their diagnosis resulting in a missed opportunity to
7 test.^{15,16,25} Opt out HIV testing has been shown to be feasible, acceptable and cost effective in eight
8 pilot studies conducted in community, primary and secondary care settings in high prevalence areas
9 across England.²⁰ However, no recent evidence is available to know if HIV testing has been increasing
10 and guidelines have been implemented over the country and not just in high risk areas.^{18,19}

11
12
13 HIV testing in Primary Care has been reported only for the years 1995 to 2005 using data from the
14 UK General Practice Research Database (GPRD).²⁶ This study showed that testing in primary care
15 remained low, but increased steadily. In our study we investigated HIV testing rates in Primary Care
16 10 years on. We analysed data from the same source collected between 2000 to 2015 to establish
17 whether HIV testing had increased in primary care. We investigated differences in HIV testing rates
18 and HIV diagnosis by demographic characteristics and estimated the prevalence of HIV recorded in
19 Primary Care and compared it with estimates from national surveillance.

20 21 22 **Methods**

23 24 ***Population and data***

25 We used data from the Clinical Practice Research Datalink (CPRD), previously known as the General
26 Practice Research Database (GPRD), which is derived from computerised clinical records produced
27 during consultations in primary care. CPRD provided anonymised primary care records on patients
28 registered between 2000 and 2015 in 404 primary care practices in England. Data were available on
29 nearly 6 million people aged over 16 years old who are broadly representative of the adult UK
30 population²⁷. General Practitioners (GP) enter data on tests, diagnoses and symptoms using Read
31 codes which are a hierarchical alphanumeric system similar to, but more extensive than
32 International Classification of Disease (ICD) codes. The list of Read codes used to identify (1) HIV
33 tests (2) HIV diagnoses, (3) pregnancy/delivery/abortion and (4) additional CPRD browser
34 pregnancy medcodes are listed as appendices 1 to 4, respectively, in the supplementary file. We
35 used individual level quintiles of the Index of Multiple Deprivation, 2015. Practices were classified as
36 rural, urban conurbation, or city/town at lower super output level (a small area geographic boundary
37 of around 1,500 people) in England based on Office for National Statistics classifications, 2011²⁸, and
38 as within or outside London. Ethnicity was grouped as Asian, Black African, Black Caribbean, Other,
39 White, and unknown based on linked Hospital Episode Statistics data.

1
2
3 We used national surveillance data from Public Health England (PHE) on testing in Primary Care
4 derived from general practices that submit HIV tests to laboratories participating in the Sentinel
5 Surveillance of Blood Borne Virus Testing (SSBBV). These practices cover 35% of England's Primary
6 Care population. HIV testing data is captured from 66% of the Primary Care population in extremely
7 high prevalence areas (>5 /1000), 37% within high prevalence areas (>2/1000) and 29% within low
8 prevalence areas. These data exclude any point of care tests (POCTs) carried out by GPs, and tests
9 carried out as part of antenatal screening. The latest data available on testing rates and positivity
10 were for 2015²⁹. Data on HIV prevalence were derived from the HIV and AIDS Reporting System
11 (HARS) and for earlier years the Survey of Prevalent HIV Infections Diagnosed (SOPHID).² These data
12 were available up to 2015.
13
14
15
16
17
18
19
20
21

22 **Patient and Public Involvement**

23 Public and Patients were not involved in the design of this study. Patient data from General Practices
24 were contributed via CPRD and PHE surveillance as stated above.
25
26
27

28 **Statistical methods**

29 *HIV testing rate, positivity and prevalence of HIV recorded in primary care*

30 We estimated the HIV testing rates for each year between 2000-2015, overall and by patient
31 demographics. Testing rates were estimated for males and females, for all ages and grouped by age
32 (16-44, ≥ 45 years). We also estimated rates separately according to whether the practice was in
33 London or not, and by type of location. For each calendar year, the denominator used to calculate the
34 HIV testing rate was the number of patients who were in the CPRD cohort in that year satisfying the
35 following inclusion criteria:
36
37
38
39
40

- 41 (i) they were registered before the 30th June of that year
- 42 (ii) they did not transfer to another practice or die before the 30th June of that year
- 43 (iii) they were in the same practice for at least six months
- 44 (iv) they had not previously tested positive for HIV.

45 The numerator was the number of HIV tests carried out within the relevant year. For each patient in
46 the denominator, the number of tests was calculated, disregarding repeat tests that were within a 3
47 month period. Any test done or registered more than 90 days after the first recorded positive test was
48 ignored.
49

50 As the majority of HIV tests in women are carried out as part of antenatal screening, analyses for
51 females were repeated excluding these tests. We identified women who were pregnant using either
52 delivery dates or Read codes as follows:
53
54
55
56
57
58
59
60

- (i) Delivery (birth) dates associated with the females in our data: An HIV test was considered ante-natal if it occurred between 3-9 months before the recorded delivery date.
- (ii) Read codes indicating any sign of pregnancy (antenatal): In this case an HIV test was considered antenatal if it occurred within 6 months from the day the Read code was recorded.
- (iii) Read codes associated with the postpartum period: In this case the HIV test was considered antenatal if it occurred within 3-10 months before the corresponding record.
- (iv) Read codes indicating any sign of miscarriage or abortion: An HIV test was recorded as ante-natal if it occurred between 3 months prior to 3 months after the corresponding record.

The Read codes associated with pregnancy are listed in the supplementary material. The antenatal HIV tests were excluded from the numerator and the corresponding patients were removed from the denominator for the related period as well.

We plotted the trends in HIV testing rates per 100,000 person years for 2000-2015 separately for men and women (including and excluding ante-natal HIV tests) for all adults and restricted to those aged 16-44 years old. In addition, we calculated the annual proportion of HIV tests that were positive for each year to investigate whether testing improved in terms of targeting during the later years.

For the years 2005, 2010 and 2015, we estimated and tabulated HIV testing rates and incidence rate ratios (IRR) with 95% confidence intervals from Poisson models for males and females separately according to whether practice was in London or not, by age, ethnicity, IMD, and by type of location.

We compared HIV testing rates recorded in CPRD with those from national surveillance data collected by PHE for 2015²⁹. Finally, we estimated the prevalence of diagnosed HIV recorded in CPRD and compared this with estimated prevalence from national surveillance data collected by PHE using SOPHID and HARS. Data analysis was performed using STATA version 14.

RESULTS

Data were available on 5,979,598 distinct patients with 45,093,761 (males 22,155,768; females 22,937,630) person years of observation. The demographic characteristics of included individuals are shown in Table 1. There were less males (48%) than females (52%). Practices (15%) and individuals (16%) in the most deprived quintile of IMD were under-represented in CPRD. The total number of HIV tests recorded in CPRD between 2000 and 2015 was 159,115 of which 357 (0.2%) were positive.

Trends in HIV testing rates 2000-2015 in primary care

Figure 1 shows the trend in HIV testing rates per 100,000 person years for the period 2000-2015 by gender and age group, with and without inclusion of antenatal testing. The main reason for HIV testing among women of child-bearing age was antenatal screening: the testing rates (per 100,000 person-

1
2
3 years) in all women aged 16-44 increased from 177 (95% CI 167-188) in 2000 to 1789 (1757-1821) in
4
5 2010 and then decreased to 839 (817, 862) in 2015, with the corresponding figures being 23 (19-26),
6
7 262 (250-275) and 190 (179-201) when antenatal testing was excluded. For males the corresponding
8
9 rates were 26 (22-29), 196 (185-206) and 137 (127-146) in 2000, 2010 and 2015, respectively. For the
10
11 whole period, HIV testing rates were higher in females than males (figure 1). This was true even when
12
13 HIV tests carried out as part of antenatal screening were excluded. HIV testing rates in primary care
14
15 peaked in females in 2010 (figure 1) and have declined markedly since then. In men and women not
16
17 tested ante-natally, HIV testing rates increased until 2012-2013, but have declined since. Similar
18
19 patterns were seen when data were restricted to those aged 16-44 years only, except that rates were
20
21 much higher in younger adults compared with those aged 45 years and over. HIV testing rates with
22
23 95% confidence intervals (CI) are listed for all years from 2000-2015 for males, females and females
24
25 excluding antenatal tests (supplementary table 1 all adults, supplementary table 2 for those aged 16-
26
27 44 years).

28 *Trends in positive HIV diagnosis in primary care*

29 Although the number of HIV tests was much higher in women, more men tested positive:
30
31 196/20,328 (0.96%) men compared with 161/138,787 (0.12%) women. This was skewed by a very
32
33 low rate of positive diagnoses in younger females who were screened ante-natally. The smoothed
34
35 trend in the percentage of tests that were positive for men and women of different ages is shown in
36
37 figure 2 (plot of raw data is shown in supplementary_figure 1). Percentage positive (excluding ante-
38
39 natal tests), was similar in men and women before 2005, but declined more sharply in women
40
41 thereafter. The percentage of tests that were positive peaked around 2003 and have fallen sharply
42
43 since 2010, indicating that there is no evidence of better targeting of testing in later years.

44 *HIV testing rates in practices within and outside London, by age and deprivation index*

45 HIV testing rates were two-fold higher in London compared with outside London for both men and
46
47 women in 2005 and this differential increased in 2010 and 2015. Table 2 and table 3 give the testing
48
49 rates for years 2005, 2010 and 2015 for males and females (excluding antenatal tests), respectively,
50
51 stratified by whether the practices were in London or outside London. Data for all years between 2000
52
53 and 2015 are given for all adults (supplementary table 1) and for adults aged 16-44 years
54
55 (supplementary table 2). In more recent years practices outside London but in conurbations had
56
57 higher rates than those in cities or towns, which in turn had higher rates than rural practices. Although
58
59 testing rates in men in London practices decreased between 2010 and 2015 overall from 273 (251-
60
295) to 246 (225-266) per 100,000 person-years, there was evidence of a shift in targeting of testing

1
2
3 since rates increased in older men from 151 (127-176) to 180 (154-206) per 100,000 person-years and
4 in the most deprived quintile from 415 (351-480) to 565 (487-643) per 100,000 person-years. This
5 targeting effect was also seen among women in London practices, but not in practices outside London.
6 However, in 2015 in London it remained the case that older people were less likely to be tested:
7 incidence rate ratio (IRR) for age ≥ 45 compared with 16-44 years was 0.59 (0.50-0.71) for men and
8 0.46 (0.38-0.55) in women. The corresponding IRR for outside London were much lower: IRR for age \geq
9 45 compared with 16-44 years was 0.37 (0.32-0.43) in men and 0.18 (0.16-0.21) in women. In contrast,
10 by 2015 the most deprived group were 2- or 3-fold more likely to be tested than the least deprived,
11 depending on gender and locality, with IRR for IMD quintile 5 versus 1 increasing markedly from 2005
12 through to 2015 (table 2 (males) and table 3 (females)).
13
14
15
16
17
18
19
20
21

22 *HIV testing rates and positivity according to national surveillance data*

23 For comparison, national surveillance data for 2015 estimated that General Practices in extremely
24 high prevalence areas defined as greater than 5/1000 population (comparable with "London" in our
25 CPRD study) carried out the highest number of tests per practice population, 860 per 100 000 person
26 years. This was nearly double the coverage rate of General Practices in high diagnosed prevalence
27 areas defined as greater than 2/1000 population (440/100 000), and ten times the coverage rate
28 among General Practices in low diagnosed prevalence areas (90/100 000). The estimates from
29 surveillance were higher than our estimates from CPRD (table 2 and table 3). The proportion of
30 positive tests among those tested in Primary Care estimated from SSBBV surveillance data was 0.4%
31 in 2015²⁹. This varied from 0.5% in very high prevalence areas to 0.2% in low prevalence areas and
32 was consistent with our estimated positivity (figure 2).
33
34
35
36
37
38
39
40
41

42 *Prevalence of recorded HIV in CPRD and comparison with national surveillance estimates*

43 In 2015 the prevalence of diagnosed HIV recorded in CPRD was 2.8 per 1000 adult patients in
44 London practices and 0.8 per 1000 in the rest of the UK (table 4). According to PHE surveillance, in
45 2015 HIV prevalence in UK was estimated to be 1.6 per 1000, and excluding undiagnosed HIV was
46 1.3 per 1000 population.² The HIV prevalence in London was estimated to be 4.7 per 1000,
47 substantially higher than the rest of the UK at 1.1 per 1000. The corresponding observed prevalence,
48 that is, excluding undiagnosed cases of HIV, was 4.2 and 0.9 per 1000 population in London and the
49 rest of the UK, respectively.² Therefore, only two-thirds of PLWHIV in London were likely known to
50 General Practice whereas in the rest of the UK this increased to nearly 90%. However, these
51 percentages are likely to be over-estimated as children aged <16 years were not included in the
52 CPRD calculations of prevalence but were included in PHE data. If we assume that 20% of the UK
53
54
55
56
57
58
59
60

1
2
3 population are aged <16 years old and that only 1000 children are living with HIV, then the
4 prevalence of diagnosed HIV among adults could be as high as 5.1 and 1.2 per 1000 in London and
5 outside London, respectively. The estimated percentage of HIV diagnoses among adults recorded in
6 CPRD may be as low as 55% and 67% in London and the rest of the UK, respectively. In General
7 Practices in London, prevalence of HIV recorded in CPRD was higher for males, older individuals,
8 Black African ethnicity and most deprived quintile (table 4) with a similar pattern in practices outside
9 London except that prevalence did not vary by age.
10
11
12
13
14
15
16

17 Discussion

18 *Statement of principal findings*

19
20
21
22 Our analysis of CPRD data on GP consultations recorded on approximately 6 million people living in
23 the UK over a 15-year period, shows that the initial rise in HIV testing seen in Primary Care between
24 2000 and 2010 reversed with a significant drop in the testing rates for HIV in primary care from
25 2010. This is an unexpected finding as throughout this period prevalence of HIV has been increasing
26 which should have engendered higher rates of testing in Primary Care, given the NICE
27 recommendation to test all new registrants and those with HIV indicator conditions^{10,11}. HIV testing
28 rates in Primary Care were higher in women than men throughout the study period, even when tests
29 for antenatal screening were excluded, despite HIV prevalence being higher in men. This resulted in
30 men being eight-fold more likely to test positive than women in this setting. Over the 15-year period
31 of the study, there were approximately 2 positive results per 1000 HIV tests. We did not find
32 evidence of better targeting of HIV testing to individuals in more recent years as the percentage of
33 tests that were positive peaked around 2003. Many individuals at high risk of HIV infection may
34 choose to test in settings other than General Practice, such as sexual health clinics, which might
35 make it harder to target HIV testing among the population attending primary care.
36
37
38
39
40
41
42
43
44
45

46 The pattern of HIV testing has also changed over time. Testing was two-fold higher in London than
47 elsewhere and has increased in the groups and areas of high deprivation within London. This is
48 reassuring as it also reflects the higher prevalence of HIV in these areas and indicates that HIV
49 testing has become more geographically targeted. Overall, testing rates were higher in urban
50 conurbations and cities than in rural areas reflecting the national prevalence figures². Younger
51 people were more likely to be tested than those aged 45 years and over, which reflects the incidence
52 pattern for HIV. However, our data shows an increasing trend in the rate of testing among the older
53 age group in London, but not elsewhere, which may have been driven by the recognition that among
54 those with HIV infection the proportion diagnosed late is higher in older age groups³⁰.
55
56
57
58
59
60

1
2
3 In 2015, the prevalence of HIV recorded in CPRD was over three-fold higher in London than
4 elsewhere, but overall was substantially lower than the prevalence of diagnosed HIV estimated from
5 PHE surveillance². This may be due to HIV-positive individuals not using primary care or to non-
6 disclosure of their HIV status to their GP, not recording of the diagnosis on GP systems, or to CPRD
7 not including sufficient practices with high HIV prevalence. CPRD is broadly representative of
8 Primary Care in the UK, but the UK HIV epidemic is concentrated in cities with approximately half of
9 HIV-positive individuals living in London². The estimated percentage of HIV diagnoses among adults
10 that were recorded in CPRD increased between 2005 and 2015 but was still substantially lower in
11 London than elsewhere. This trend may reflect the ageing HIV population's greater requirement of
12 primary care services, decrease in stigma of disclosure, or better transfer and recording in Primary
13 Care of positive results of HIV tests carried out in other settings in later years.
14
15
16
17
18
19
20
21

22 *Strengths and weaknesses of the study*

23
24 This study is very large with data from nearly six million patients followed over fifteen years with
25 detailed primary care records. This detailed coverage enabled us to accurately measure HIV testing
26 rates according to the important factors of deprivation, urbanisation, gender, ethnicity and age.
27 Records were collected prospectively and electronically over a significant time period; therefore, we
28 were able to show clearly the trends that have occurred. Our analysis and the data collection may be
29 biased by several factors. The CPRD only includes a sample of general practices, but this is broadly
30 representative of Primary Care in the UK, and given the large numbers this is a sufficient sample size
31 for estimates of testing rates to be accurate. We have shown the CPRD slightly under represents
32 deprivation, in both individuals and GP practices. Whilst this may be the case, given the very large
33 sample size, we think that we can still draw valuable conclusions from this data. This study can only
34 show the rates of testing in Primary Care. What is clear, given the number of HIV positive patients, is
35 that many patients will have been diagnosed in other healthcare settings. This implies that
36 estimates of the prevalence of diagnosed HIV based on diagnoses recorded in CPRD will be under-
37 estimates for the UK which we have shown by comparing with surveillance data from PHE.
38
39
40
41
42
43
44
45
46
47
48

49 *Strengths and weaknesses in relation to other studies, discussing important differences in results*

50
51 Although HIV testing in Primary Care has declined, the rates of late diagnosis (CD4 count less than
52 350 cells/mL) have also declined from 50% in 2010 to 39% in 2015³¹, indicating a discordancy
53 between the testing in Primary Care and diagnosis. This indicates that increased testing has occurred
54 in other settings. Earlier diagnosis may be due to better detection in secondary care, either from
55 screening or testing those with indicator conditions, or through other routes such as sexual health
56 clinics, insurance requests or specialist testing services. However, we have shown a significant
57
58
59
60

1
2
3 decline in HIV testing in Primary Care since the previous analysis by Evans *et al*²⁶ on testing up to
4 2005, and therefore we can look at increased testing in primary care as an option to improve early
5 HIV detection rates.
6
7

8 9 *Meaning of the study: possible explanations and implications for clinicians and policymakers*

10
11 Since 2015, UK and international treatment guidelines³² for those diagnosed with HIV recommend
12 immediate treatment with antiretroviral therapy (ART) because of both the START trial³³ showing
13 that delaying therapy was detrimental to individual health and the beneficial effects of treatment as
14 prevention (TasP). Therefore, in recent years the majority of new infections will have been
15 transmitted by those who were undiagnosed³⁴ because most patients who are diagnosed are treated
16 with effective ART and unlikely to transmit HIV.^{9,35,36} This change, together with pre-exposure
17 prophylaxis (PrEP), has resulted in a decline in HIV infection rates for for the last 2 years³⁷.

18
19 Nevertheless, there are still opportunities for diagnosing HIV earlier in Primary Care whilst testing
20 rates remain very low. Current UK testing guidelines³⁷ recommend people attending General
21 Practices in areas of high HIV prevalence should be offered an HIV test at registration or when
22 having a blood test if they have not had an HIV test in the past 12 months. People newly diagnosed
23 with an HIV indicator condition should also be offered an HIV test. The aim is to diagnose HIV earlier
24 as late diagnosis of HIV is associated with increased morbidity and mortality (Sabin *et al* 2012).^{7,38,39}
25 Those who are diagnosed late may need acute care in hospital, are less able to benefit from ART,
26 and are more expensive to treat. There are also huge benefits for diagnosing HIV earlier both for the
27 individual in terms of quality of life and life expectancy⁶ and a wider societal benefit of reduced
28 transmission and lower NHS treatment costs. Each prevented infection saves an estimated £300,000
29 in lifetime treatment costs.^{39,40} According to PHE surveillance, in 2016, HIV test positivity rates in
30 Primary Care in high (0.5%) and extremely high (0.4%) diagnosed HIV prevalence areas exceeded
31 those seen in sexual health services, indicating that more testing should be carried out in primary
32 care³⁷.
33
34
35
36
37
38
39
40
41
42
43
44
45
46
47
48
49

50 *Unanswered questions and future research*

51
52 Although it is a public health imperative, and target, to increase HIV testing and diagnosis, it is
53 unclear how this could be implemented in Primary Care. A literature review undertaken of public
54 and Health Care Professional (HCP) attitudes towards HIV testing in the UK showed that a proactive
55 offer of an HIV test by the HCP was an important factor which could help increase testing rates.²³
56 Reasons for low levels of HIV testing by the HCP include fear/concern of offending patients,
57
58
59
60

1
2
3 inadequate knowledge/training on HIV, low awareness of current testing guidelines,
4 underestimation of patient risk, insufficient time, competing priorities, perceived burdensome
5 consent process and pre-test discussion.^{21-23,41} Studies indicate a need for education and training on
6 HIV testing for HCP in Primary Care to overcome these barriers to testing.^{18,42} Adequate
7
8 interventions are needed to address these barriers so individuals can receive a timely HIV test and
9 with it the important treatment benefits and care if found to be HIV positive. HCPs in the UK have
10 opportunities to initiate HIV testing in at-risk individuals and reduce the proportion of undiagnosed
11 infection.^{15,16} Another literature review has provided evidence that HIV indicator conditions have
12 the potential to be used more effectively as triggers for earlier HIV testing⁴³. Opt-out testing can
13 facilitate increased HIV testing as has been evident from a trial in emergency care setting⁴⁴. When
14 blood tests are carried out for any reason in primary care, there could also be an opt-out HIV test.
15 Computer prompts based on risk algorithms are another strategy to support HIV testing⁴⁵⁻⁴⁹ which
16 could be based on electronic health records such as those in CPRD.
17
18
19
20
21
22
23
24
25
26
27

28 Although the results shown here are for a UK based population the methodology may be applicable
29 to other healthcare systems. They provide accurate testing rates and detection rates in Primary Care
30 which are measures of HIV testing that can be used for international comparisons. The knowledge
31 that earlier treatment (START study³³) and the impact of treatment on reducing transmission (UK
32 PHE data³⁷), combined with the clear reduction in patient mortality and cost with avoidance of late
33 and very late diagnosis, mean that it is essential to diagnose HIV as early as possible. A key part of
34 this is the testing in primary care, based on a screening strategy or indicator conditions. These data
35 inform us of the current situation on testing and will be useful in planning and evaluating
36 interventions to improve this.
37
38
39
40
41
42

43 The data on the discrepancy between PHE and CPRD prevalence of HIV positive status being
44 recorded is another finding of importance for planning. There are now new testing strategies such as
45 home test and rapid testing outside of standard health care settings which may contribute to the
46 decrease in testing in Primary Care. These need to have a strategy in their delivery to feed back to
47 Primary Care to maximise the benefits to patients and their health networks.
48
49
50
51
52
53
54

55 *Conclusions*

56 HIV testing rates have declined in Primary Care in all age groups, although there has been a fall in
57 late presentation. HIV testing rates are highest in London, and higher in urban areas than rural areas.
58
59
60

1
2
3 Adherence to HIV testing guidelines^{10,11,17} would likely increase the number of positive tests and help
4 prevent late diagnosis. Further interventions to increase selectivity of testing (positive cases per test)
5 may be required, either at the individual level using risk factors and HIV indicator conditions or at
6 the practice level using knowledge of local HIV prevalence.
7
8
9

Contributor and guarantor information

10
11
12
13
14
15 MG and MM planned the research study and were responsible for study design. JM and TJ advised
16 on study design. CD applied for ethics approval and did the literature search. TJ and CD obtained
17 data from CPRD and helped with coding and extracting data. SM was responsible for statistical
18 analyses, tables and graphs. MM, SM and MG wrote the first draft of the paper. All authors
19 contributed to writing and revising the paper and agreed to submission. MM acts as guarantor for
20 the conduct of the study, had full access to the data and made decision to publish.
21
22

Ethics approval

23
24
25 The protocol was submitted to and approved by the independent scientific advisory committee for
26 the CPRD (protocol ISAC number 16_172A). The study was approved by the South West, Frenchay,
27 Research Ethics Committee on the 19/09/2016 (REC reference 16/SW/0286).
28

Transparency statement

29
30
31 Margaret May affirms that the manuscript is an honest, accurate and transparent account of the
32 study, and that no important aspects of the study have been omitted. The sponsor had no role in
33 research or decision to publish.
34

Competing Interests statement

35
36
37 No authors have any competing interests.
38

Role of the funding source:

39
40
41 The study was supported by Research Capability Funding from North Bristol NHS Trust. This study is
42 based in part on data from the Clinical Practice Research Datalink (CPRD) obtained under licence
43 from the UK Medicines and Healthcare products Regulatory Agency. This report is independent
44 research supported by the National Institute for Health Research (NIHR) Health Protection Research
45 Unit (HPRU) in Evaluation of Interventions at University of Bristol in partnership with Public Health
46 England. TJ's time is supported by the NIHR Collaboration for Leadership in Applied Health Research
47 and Care West (CLAHRC West) at University Hospitals Bristol NHS Foundation Trust. MM is also
48 supported by the NIHR Biomedical Research Centre at University Hospitals Bristol NHS Foundation
49 Trust and the University of Bristol. However, the interpretation and conclusions contained in this
50 report are those of the authors and not necessarily those of the NHS, the NIHR, CPRD or the
51 Department of Health.
52
53

Acknowledgements

54
55
56 We would like to thank the following authors; Joni Jackson, Natalia V. Lewis, Gene S Feder, Penny
57 Whiting, Timothy Jones, John Macleod and Maria Theresa Redaniel⁵⁰ for sharing their medical
58 codes to identify pregnancy, delivery and abortion used in our data analysis.
59
60

Data sharing

No additional data available as use of the data was licensed by CPRD and therefore cannot be shared further.

References

1. Brown AE, Kirwan PD, Chau C, Khawam J, Gill ON, VC. D. Public Health England, London. Towards elimination of HIV transmission, AIDS and HIV-related deaths in the UK – 2017 report. 2017.
2. Kirwan PC, C; Brown, AE; Delpech, VC; and contributors;. *HIV in the UK - 2016 report*. London: Public Health England;2016.
3. Ellis S, Curtis H, Ong ELC, British HIVAB, Stand BCA. HIV diagnoses and missed opportunities. Results of the British HIV Association (BHIVA) National Audit 2010. *Clinical Medicine*. 2012;12(5):430-434.
4. Chadborn TR, Delpech VC, Sabin CA, Sinka K, Evans BG. The late diagnosis and consequent short-term mortality of HIV-infected heterosexuals (England and Wales, 2000-2004). *AIDS*. 2006;20(18):2371-2379.
5. Girardi E, Sabin CA, Monforte AdA. Late diagnosis of HIV infection: Epidemiological features, consequences and strategies to encourage earlier testing. *Jaids-Journal of Acquired Immune Deficiency Syndromes*. 2007;46:S3-S8.
6. May M, Gompels M, Delpech V, et al. Impact of late diagnosis and treatment on life expectancy in people with HIV-1: UK Collaborative HIV Cohort (UK CHIC) Study. *British Medical Journal*. 2011;343(d6016).
7. Croxford S, Kitching A, Desai S, et al. Mortality and causes of death in people diagnosed with HIV in the era of highly active antiretroviral therapy compared with the general population: an analysis of a national observational cohort. *The Lancet Public Health*. 2017;2(1):e35-e46.
8. Beck EJ, Mandalia S, Sangha R, et al. The Cost-Effectiveness of Early Access to HIV Services and Starting cART in the UK 1996-2008. *PLoS One*. 2011;6(12).
9. Rodger AJ, Cambiano V, Bruun T, et al. Sexual Activity Without Condoms and Risk of HIV Transmission in Serodifferent Couples When the HIV-Positive Partner Is Using Suppressive Antiretroviral Therapy. *Jama-J Am Med Assoc*. 2016;316(2):171-181.
10. NICE. National Institute for Health and Care Excellence (NICE). Increasing the uptake of HIV testing among men who have sex with men. *NICE Public Health Guidance 34 (accessed 09/2014) <http://niceorguk>*. 2011.
11. NICE. National Institute for Health and Care Excellence (NICE). Increasing the uptake of HIV testing to reduce undiagnosed infection and prevent transmission among black African communities living in England. *NICE Public Health Guidance 33 (accessed 10/2014) <http://niceorguk>*. 2011.
12. NICE. National Institute for Health and Care Excellence (NICE). Review Decision: September 2014. Consideration of an update of the public health guidelines on increasing the uptake of HIV testing among black Africans in England (PH33) and increasing the uptake of HIV testing among men who have sex with men (PH34) (accessed 09/2014). *NICE Public Health Guidance 33 and 34 (accessed 09/2014) <http://niceorguk>*. 2014.
13. NICE. National Institute of Health and Care Excellence (NICE). HIV testing: increasing uptake among people who may have undiagnosed HIV. (accessed 09/2017) niceorguk/guidance/ng60. 2016.
14. NICE. National Institute of Health and Care Excellence (NICE). HIV testing: increasing uptake among people who may have undiagnosed HIV. Economic assessment: resource impact of

- recommendations. March 2016 (accessed 07/2016) <https://www.nice.org.uk/guidance/GID-PHG91/documents/economic-report>. 2016.
15. Read P, Armstrong-James D, Tong CYW, Fox J. Missed opportunities for HIV testing-a costly oversight. *Qjm-an International Journal of Medicine*. 2011;104(5):421-424.
 16. Burns FM, Johnson AM, Nazroo J, et al. Missed opportunities for earlier HIV diagnosis within primary and secondary healthcare settings in the UK. *AIDS*. 2008;22(1):115-122.
 17. BHIVA. British HIV Association. UK National Guidelines for HIV testing 2008; (accessed 04/2016) <http://www.bhiva.org/HIVtesting2008.aspx>. 2008.
 18. Elmahdi R, Gerver SM, Guillen GG, Fidler S, Cooke G, Ward H. Low levels of HIV test coverage in clinical settings in the UK: a systematic review of adherence to 2008 guidelines. *Sex Transm Infect*. 2014;90(2):119-124.
 19. Hartney T, Kennedy I, Crook P, Nardone A. Expanded HIV testing in high-prevalence areas in England: results of a 2012 audit of sexual health commissioners. *HIV medicine*. 2014;15(4):251-254.
 20. Health Protection Agency (HPA). Time to test for HIV: expanding HIV testing in healthcare and community services in England (accessed 09/2017). 2011.
 21. Deblonde J, De Koker P, Hamers FF, Fontaine J, Luchters S, Temmerman M. Barriers to HIV testing in Europe: a systematic review. *European Journal of Public Health*. 2010;20(4):422-432.
 22. Bolsewicz K, Vallely A, Debattista J, Whittaker A, Fitzgerald L. Factors impacting HIV testing: a review - perspectives from Australia, Canada, and the UK. *Aids Care-Psychological and Socio-Medical Aspects of Aids/Hiv*. 2015;27(5):570-580.
 23. Davies C, Gompels M, May M. Public and Healthcare Practitioner attitudes towards HIV testing: Review of the evidence in the UK. *International STD Research and Reviews*. 2015;3(3):991-1022.
 24. Scognamiglio P, Chiaradia G, De Carli G, et al. The potential impact of routine testing of individuals with HIV indicator diseases in order to prevent late HIV diagnosis. *Bmc Infect Dis*. 2013;13.
 25. Goodall L, Leen C. Late diagnosis of HIV: could this be avoided? *Scott Med J*. 2011;56(2):84-86.
 26. Evans HER, Mercer CH, Rait G, et al. Trends in HIV testing and recording of HIV status in the UK primary care setting: a retrospective cohort study 1995-2005. *Sex Transm Infect*. 2009;85(7):520-526.
 27. Herrett E, Gallagher AM, Bhaskaran K, et al. Data Resource Profile: Clinical Practice Research Datalink (CPRD). *Int J Epidemiol*. 2015;44(3):827-836.
 28. Office for National statistics (ONS), Rural/Urban classifications. <https://www.ons.gov.uk/methodology/geography/geographicalproducts/ruralurbanclassifications/2011ruralurbanclassification> (accessed 07/2016)
- 2011.
29. Public Health England (PHE). Health Protection Report. Annual report from the sentinel surveillance study of blood borne virus testing in England: data for January to December 2015
(Accessed July 2016)
https://assets.publishing.service.gov.uk/government/uploads/system/uploads/attachment_data/file/540332/hpr2416_bbvs.pdf. 2016.
 30. Tavošchi L, Gomes Dias J, Pharris A. New HIV diagnoses among adults aged 50 years or older in 31 European countries, 2004-15: an analysis of surveillance data. *Lancet Hiv*. 2017;4(11):e514-e521.

- 1
2
3
4
5
6
7
8
9
10
11
12
13
14
15
16
17
18
19
20
21
22
23
24
25
26
27
28
29
30
31
32
33
34
35
36
37
38
39
40
41
42
43
44
45
46
47
48
49
50
51
52
53
54
55
56
57
58
59
60
31. Public Health England (PHE). HIV: annual data tables. HIV surveillance data in the UK by demographic characteristics and geographical region. (Accessed 7/2016) <https://www.gov.uk/government/statistics/hiv-annual-data-tables>. 2015 (updated 2017).
 32. World Health Organisation (WHO). Guideline on when to start antiretroviral therapy and on pre-exposure prophylaxis for HIV. Geneva: World Health Organization, 2015 (<http://www.who.int/hiv/pub/guidelines/earlyrelease-arv/en> (accessed 07/17). Sept 2015.
 33. Lundgren JD, Babiker AG, Gordin F, et al. Initiation of Antiretroviral Therapy in Early Asymptomatic HIV Infection. *The New England journal of medicine*. 2015;373(9):795-807.
 34. Marks G, Crepaz N, Janssen RS. Estimating sexual transmission of HIV from persons aware and unaware that they are infected with the virus in the USA. *Aids*. 2006;20(10):1447-1450.
 35. Vernazza P, Hirschel B, Bernasconi E, Flepp M. HIV transmission under highly active antiretroviral therapy. *Lancet*. 2008;372(9652):1806-1807.
 36. Cohen MS, Chen YQ, McCauley M, et al. Prevention of HIV-1 Infection with Early Antiretroviral Therapy. *New Engl J Med*. 2011;365(6):493-505.
 37. Nash SGF, M; Gill, O.N.; Connor, N.; and contributors;. *HIV testing in England: 2017 report*. . London: Public Health England; 1/11/2017 2017.
 38. Sabin C. Review of life expectancy in people with HIV in settings with optimal ART access: what we know and what we don't. *J Int Aids Soc*. 2012;15:4-4.
 39. Nakagawa F, Lodwick RK, Smith CJ, et al. Projected life expectancy of people with HIV according to timing of diagnosis. *Aids*. 2012;26(3):335-343.
 40. Fleishman JA, Yehia BR, Moore RD, Gebo KA, Network HR. The Economic Burden of Late Entry Into Medical Care for Patients With HIV Infection. *Med Care*. 2010;48(12):1071-1079.
 41. Hunter E, Perry M, Leen C, Premchand N. HIV testing: getting the message across-a survey of knowledge, attitudes and practice among non-HIV specialist physicians. *Postgraduate Medical Journal*. 2012;88(1036):59-65.
 42. Pillay TD, Mullineux J, Smith CJ, Matthews P. Unlocking the potential: longitudinal audit finds multifaceted education for general practice increases HIV testing and diagnosis. *Sex Transm Infect*. 2013;89(3):191-U125.
 43. Davies C, Gompels M, May M. Use and Effectiveness of HIV Indicator Conditions in Guiding HIV Testing: A Review of the Evidence
International STD Research & Reviews. 2017;6(2):1-27.
 44. Montoy JC, Dow WH, Kaplan BC. Patient choice in opt-in, active choice, and opt-out HIV screening: randomized clinical trial. *BMJ (Clinical research ed)*. 2016;532:h6895.
 45. Federman D, Kravetz J, Vasquez L, ., Campbell S. Improving human immunodeficiency virus testing rates with an electronic clinical reminder. *The American Journal of Medicine*. 2012;125(3):240-242.
 46. Schrantz SJ, Babcock CA, Theodosis C, Brown S, Mercer S, Pillow MT ea. A targeted, conventional assay, emergency department HIV testing program integrated with existing clinical procedures. . *Ann Emerg Med*. 2011;58((1 Suppl 1)::S85-88.e81.
 47. Goetz MB, Hoang T, Bowman C, Knapp H, Rossman B, Smith R. A system-wide intervention to improve HIV testing in the Veterans Health Administration. . *J Gen Intern Med*. 2008;23(8):1200-1207.
 48. Menza TW HJ, Celum CL, Golden, MR. Prediction of HIV acquisition among men who have sex with men. . *Sex TransmDis*. 2009;36(9):547-555.
 49. Sharghi N, Bosch RJ, Mayer K, Essex M, Seage GR. The development and utility of a clinical algorithm to predict early HIV-1 infection. . *J Acquir Immune Defic Syndr*. 2005;40(4):472-478.
 50. Jackson J, Lewis N, Feder G, et al. Exposure to domestic violence and abuse and consultations for emergency contraception: nested case-control study in a UK primary care dataset. Manuscript submitted for publication. 2018.

Table 1: Patient and practice demographics

Demographic Variable	Group	Frequency	Percentage (%)
Gender	Males	2,871,884	48.03
	Females	3,107,562	51.97
	Other/Unknown	152	0.00
Age (in 2015)	16-44	2,684,443	44.89
	>44	3,295,155	55.11
Ethnicity	Asian	147,295	2.46
	Black African	45,632	0.76
	Black Caribbean	28,558	0.48
	Other	118,934	1.99
	White	3,328,189	55.66
	Unknown	2,310,990	38.65
Region	Outside London	4,693,116	78.49
	London	1,129,924	18.90
	Unknown	156,558	2.62
Urban/Rural	Urban(Conurbation)	2,134,497	35.70
	Urban(City/Town)	2,991,079	50.02
	Rural	697,452	11.66
	Unknown	156,558	2.62
Patient IMD (2015) 1=least deprived, ..., 5=most deprived	Quintile 1	1,285,213	21.49
	Quintiles 2,3,4	3,564,936	59.62
	Quintile 5	964,853	16.14
	Unknown	164,596	2.75
Practice IMD (2015) 1=least deprived, ..., 5=most deprived	Quintile 1	1,249,293	20.89
	Quintiles 2,3,4	3,702,313	61.92
	Quintile 5	871,434	14.57
	Unknown	156,558	2.62

Table 2: Testing rates (per 100,000 person years) for **males** and incidence rate ratios (IRR) with 95% CI for years 2005, 2010, 2015.

	London								
	2005			2010			2015		
	Rate (95% CI)	IRR (95% CI)	p-value	Rate (95% CI)	IRR (95% CI)	p-value	Rate (95% CI)	IRR (95% CI)	p-value
Overall	133 (117, 148)	-	-	273 (251, 295)	-	-	246 (225, 266)	-	-
Age									
16-44	175 (151, 198)	1	<0.0001	366 (333, 400)	1	<0.0001	304 (272, 336)	1	<0.0001
>=45	75 (56, 93)	0.43 (0.33, 0.56)		151 (127, 176)	0.41 (0.34, 0.50)		186 (154, 206)	0.59 (0.50, 0.71)	
Ethnicity									
White	102 (80, 125)	1		240 (206, 275)	1		227 (187, 256)	1	
Asian	152 (73, 232)	1.49 (0.85, 2.62)	<0.0001	329 (220, 438)	1.37 (0.95, 1.96)	<0.0001	165 (88, 247)	0.76 (0.47, 1.22)	<0.0001
Black African	669 (361, 977)	6.53 (3.93, 10.85)		1227 (849, 1605)	5.10 (3.63, 7.18)		919 (602, 1236)	4.15 (2.84, 6.06)	
Black Caribbean	216 (432, 389)	2.11 (0.92, 4.82)		361 (148, 574)	1.50 (0.82, 2.76)		523 (267, 779)	2.36 (1.42, 3.95)	
Patient IMD (2015)*									
Quintile 1	160 (119, 202)	1		207 (159, 254)	1		200 (153, 248)	1	
Quintiles 2,3,4	120 (102, 139)	0.75 (0.56, 1.01)	0.0912	252 (226, 279)	1.22 (0.95, 1.57)	<0.0001	177 (155, 198)	0.88 (0.68, 1.14)	<0.0001
Quintile 5	155 (114, 195)	0.96 (0.67, 1.40)		415 (351, 480)	2.01 (1.53, 2.65)		565 (487, 643)	2.82 (2.16, 3.68)	
	Outside London								
	2005			2010			2015		
	Rate (95% CI)	IRR (95% C.I.)	p-value	Rate (95% CI)	IRR (95% C.I.)	p-value	Rate (95% CI)	IRR (95% C.I.)	p-value
Overall	65 (60, 70)	-	-	106 (100, 112)	-	-	66 (60, 69)	-	-
Age									
16-44	95 (87, 103)	1	<0.0001	161 (150, 172)	1	<0.0001	106 (91, 109)	1	<0.0001
>=45	34 (29, 39)	0.36 (0.30, 0.42)		54 (48, 60)	0.34 (0.30, 0.38)		33 (32, 42)	0.37 (0.32, 0.43)	
Ethnicity									
White	63 (57, 69)	1		100 (92, 108)	1		69 (57, 70)	1	
Asian	159 (89, 229)	2.52 (1.61, 3.94)	<0.0001	336 (245, 427)	3.36 (2.55, 4.44)		200 (135, 266)	3.16 (2.25, 4.45)	
Black African	579 (221, 937)	9.17 (4.90, 17.16)		1321 (859, 1783)	13.24 (9.23, 18.97)		584 (289, 878)	9.22 (5.51, 15.44)	
Black Caribbean	185 (37, 366)	2.93 (1.09, 7.83)		506 (156, 856)	5.06 (2.86, 8.96)		205 (25, 379)	3.19 (1.32, 7.70)	
Patient IMD (2015)*									
Quintile 1	60 (51, 69)	1		98 (87, 110)	1		64 (52, 70)	1	
Quintiles 2,3,4	60 (54, 66)	1.0 (0.84, 1.20)	0.0002	94 (87, 101)	0.96 (0.83, 1.10)	<0.0001	57 (48, 59)	0.87 (0.73, 1.04)	<0.0001
Quintile 5	89 (75, 104)	1.49 (1.20, 1.86)		163 (145, 182)	1.66 (1.41, 1.96)		110 (99, 131)	1.89 (1.55, 2.31)	
Urban/Rural class									
Conurbation	65 (55, 76)	1		144 (129, 159)	1		97 (79, 102)	1	
City/Town	69 (63, 75)	1.05 (0.88, 1.26)	0.0045	100 (93, 107)	0.70 (0.61, 0.79)	<0.0001	69 (54, 65)	0.66 (0.56, 0.77)	<0.0001
Rural	47 (37, 58)	0.72 (0.55, 0.95)		75 (62, 88)	0.52 (0.43, 0.64)		47 (39, 60)	0.55 (0.43, 0.70)	

*1=least deprived - 5=most deprived

bmjopen-2018-027774 on 24 November 2019. Downloaded from <http://bmjopen.bmj.com/> on 09 April 2024 by guest. Protected by copyright.

Table 3: Testing rates (per 100000 person years) for **females** and incidence rate ratios (IRR) with 95% CI for years 2005, 2010, 2015 (antenatal testing excluded)

	London								
	Rate (95% CI)	2005 IRR (95% CI)	p-value	Rate (95% CI)	2010 IRR (95% CI)	p-value	Rate (95% CI)	2015 IRR (95% CI)	p-value
Overall	139 (123, 155)	-	-	309 (285, 332)	-	-	243 (223, 264)	-	-
Age									
16-44	216 (189, 242)	1		479 (440, 517)	1		327 (295, 360)	1	
>=45	39 (26, 52)	0.18 (0.13, 0.26)	<0.0001	93 (74, 112)	0.19 (0.16, 0.24)	<0.0001	150 (127, 173)	0.46 (0.38, 0.55)	<0.0001
Ethnicity									
White	120 (100, 140)	1		270 (239, 301)	1		170 (144, 195)	1	
Asian	199 (117, 280)	1.65 (1.09, 2.51)		261 (183, 339)	0.97 (0.70, 1.33)		190 (126, 254)	1.12 (0.78, 1.62)	
Black African	415 (234, 596)	3.46 (2.21, 5.43)	<0.0001	825 (602, 1048)	3.06 (2.29, 4.08)	<0.0001	728 (487, 929)	4.30 (3.13, 5.87)	<0.0001
Black Caribbean	248 (96, 400)	2.06 (1.15, 3.72)		438 (260, 617)	1.63 (1.06, 2.48)		399 (211, 578)	2.35 (1.50, 3.70)	
Patient IMD (2015)*									
Quintile 1	153 (112, 194)	1		172 (130, 215)	1		156 (115, 197)	1	
Quintiles 2,3,4	125 (106, 143)	0.82 (0.60, 1.10)	0.0278	284 (258, 311)	1.65 (1.27, 2.14)	<0.0001	195 (173, 218)	1.25 (0.95, 1.66)	<0.0001
Quintile 5	183 (138, 227)	1.19 (0.84, 1.71)		539 (463, 615)	3.13 (2.37, 4.14)		520 (428, 592)	3.33 (2.50, 4.46)	
	Outside London								
	Rate (95% CI)	2005 IRR (95% CI)	p-value	Rate (95% CI)	2010 IRR (95% CI)	p-value	Rate (95% CI)	2015 IRR (95% CI)	p-value
Overall	67 (62, 71)	-	-	117 (111, 123)	-	-	83 (78, 89)	-	-
Age									
16-44	118 (108, 127)	1		216 (204, 229)	1		160 (148, 171)	1	
>=45	21 (17, 24)	0.18 (0.15, 0.21)	<0.0001	34 (29, 38)	0.16 (0.14, 0.18)	<0.0001	29 (25, 33)	0.18 (0.16, 0.21)	<0.0001
Ethnicity									
White	67 (61, 72)	1		117 (110, 125)	1		77 (71, 83)	1	
Asian	188 (123, 252)	2.82 (2.01, 3.95)		357 (284, 430)	3.04 (2.46, 3.77)		207 (155, 259)	2.69 (2.07, 3.50)	
Black African	515 (270,)	7.33 (4.77, 12.53)	<0.0001	829 (563, 1094)	7.07 (5.13, 9.73)	<0.0001	432 (299, 616)	5.63 (3.71, 8.53)	<0.0001
Black Caribbean	235 (61, 409)	3.53 (1.68, 7.44)		778 (468, 1087)	6.63 (4.49, 9.79)		489 (277, 721)	6.36 (3.93, 10.30)	
Patient IMD (2015)*									
Quintile 1	64 (54, 73)	1		95 (84, 106)	1		71 (61, 81)	1	
Quintiles 2,3,4	61 (55, 67)	0.97 (0.81, 1.15)	0.0001	95 (88, 102)	1.00 (0.87, 1.15)	<0.0001	72 (65, 78)	1.01 (0.86, 1.19)	<0.0001
Quintile 5	92 (77, 107)	1.45 (1.17, 1.79)		241 (218, 265)	2.54 (2.19, 2.95)		152 (134, 170)	2.15 (1.80, 2.57)	
Urban/Rural class									
Conurbation	54 (45, 64)	1		165 (148, 181)	1		120 (106, 133)	1	
City/Town	72 (66, 78)	1.33 (1.10, 1.60)	0.0078	108 (101, 116)	0.66 (0.59, 0.74)	<0.0001	77 (70, 83)	0.64 (0.56, 0.74)	<0.0001
Rural	62 (50, 74)	1.15 (0.89, 1.47)		85 (71, 99)	0.52 (0.43, 0.62)		60 (53, 72)	0.50 (0.40, 0.62)	

*1=least deprived - 5=most deprived

Table 4: Prevalence (with 95% CI) of diagnosed HIV recorded in CPRD (per 100,000 persons) by gender, age, ethnicity and patient IMD, for London and outside London.

London			
	Prevalence (95% CI)		
	2005	2010	2015
All	140 (129, 151)	230 (216, 244)	282 (267, 297)
Gender			
Males	191 (172, 209)	294 (271, 317)	369 (344, 395)
Females	91 (78, 103)	170 (153, 187)	199 (181, 217)
Age			
16-44	168 (152, 184)	234 (215, 253)	229 (210, 249)
>44	103 (88, 117)	226 (205, 247)	341 (316, 365)
Ethnicity			
White	127 (112, 143)	183 (164, 202)	224 (202, 246)
Asian	45 (17, 72)	84 (50, 119)	96 (60, 131)
Black African	1465 (1205, 1726)	2350 (2055, 2646)	2597 (2294, 2899)
Black Caribbean	195 (97, 294)	431 (291, 572)	538 (381, 695)
Patient IMD (2015)			
Quantile 1	32 (19, 45)	86 (65, 107)	121 (96, 146)
Quantiles 2,3,4	136 (122, 149)	212 (195, 228)	256 (238, 274)
Quantile 5	268 (230, 306)	444 (397, 491)	544 (492, 596)
Outside London			
	Prevalence (95% CI)		
	2005	2010	2015
All	38 (36, 41)	64 (61, 67)	81 (77, 85)
Gender			
Males	50 (46, 54)	81 (76, 86)	105 (99, 110)
Females	26 (23, 29)	48 (44, 52)	58 (54, 62)
Age			
16-44	55 (51, 59)	78 (72, 83)	82 (76, 87)
>44	22 (19, 25)	52 (48, 56)	80 (76, 85)
Ethnicity			
White	29 (26, 32)	46 (43, 50)	60 (56, 64)
Asian	37 (16, 59)	40 (21, 59)	55 (34, 76)
Black African	2537 (2110, 2964)	3663 (3236, 4091)	3933 (3514, 4353)
Black Caribbean	135 (35, 236)	347 (195, 499)	484 (308, 660)
Patient IMD (2015)			
Quantile 1	19 (16, 23)	31 (26, 35)	42.58 (37, 48)
Quantiles 2,3,4	35 (32, 38)	60 (56, 65)	77 (72, 81)
Quantile 5	82 (72, 91)	132 (121, 144)	159 (146, 172)

1
2
3
4
5
6
7
8
9
10
11
12
13
14
15
16
17
18
19
20
21
22
23
24
25
26
27
28
29
30
31
32
33
34
35
36
37
38
39
40
41
42
43
44
45
46
47
48
49
50
51
52
53
54
55
56
57
58
59
60

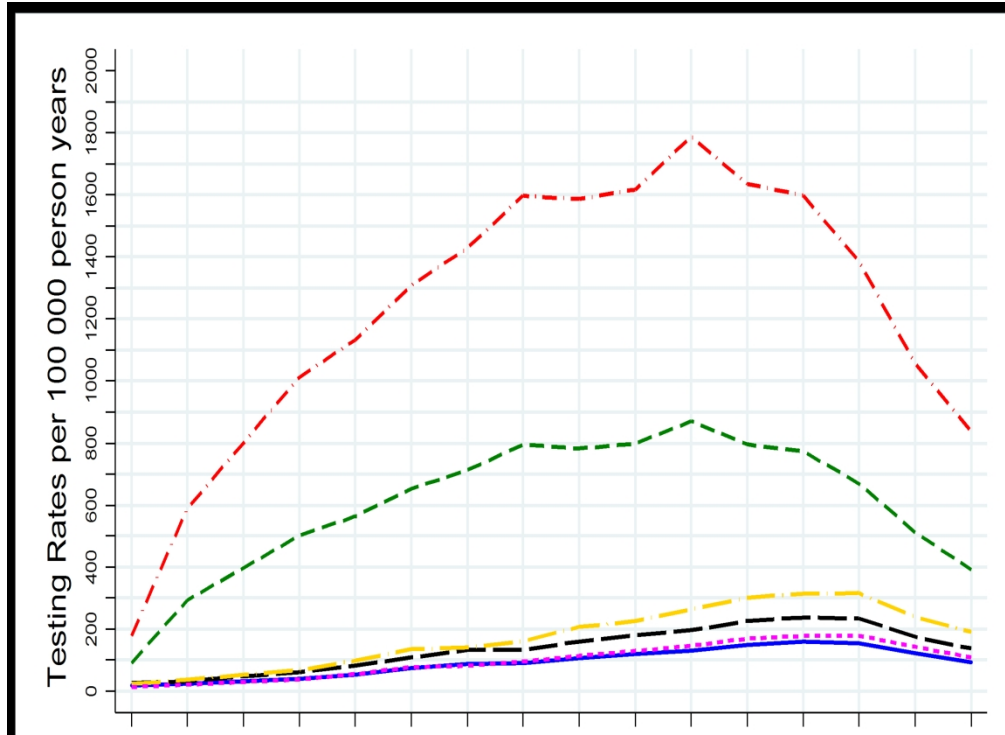


Figure 1: Trend in HIV testing rates per 100,000 person years for the period 2000-2015 by gender and age group, with and without inclusion of antenatal testing.

283x207mm (300 x 300 DPI)

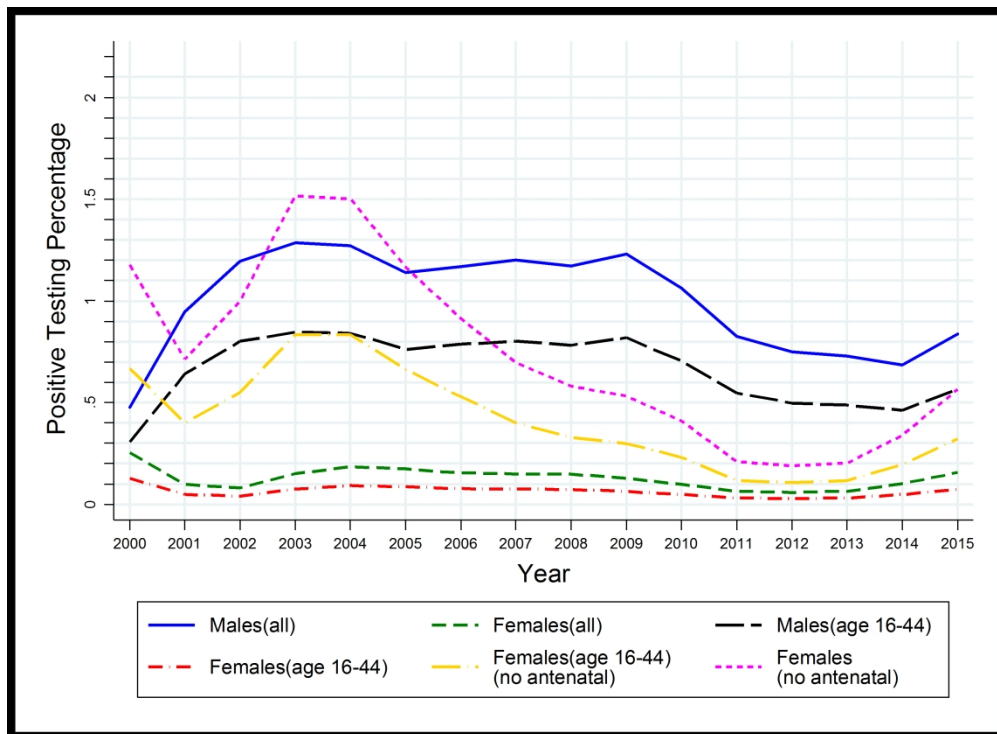
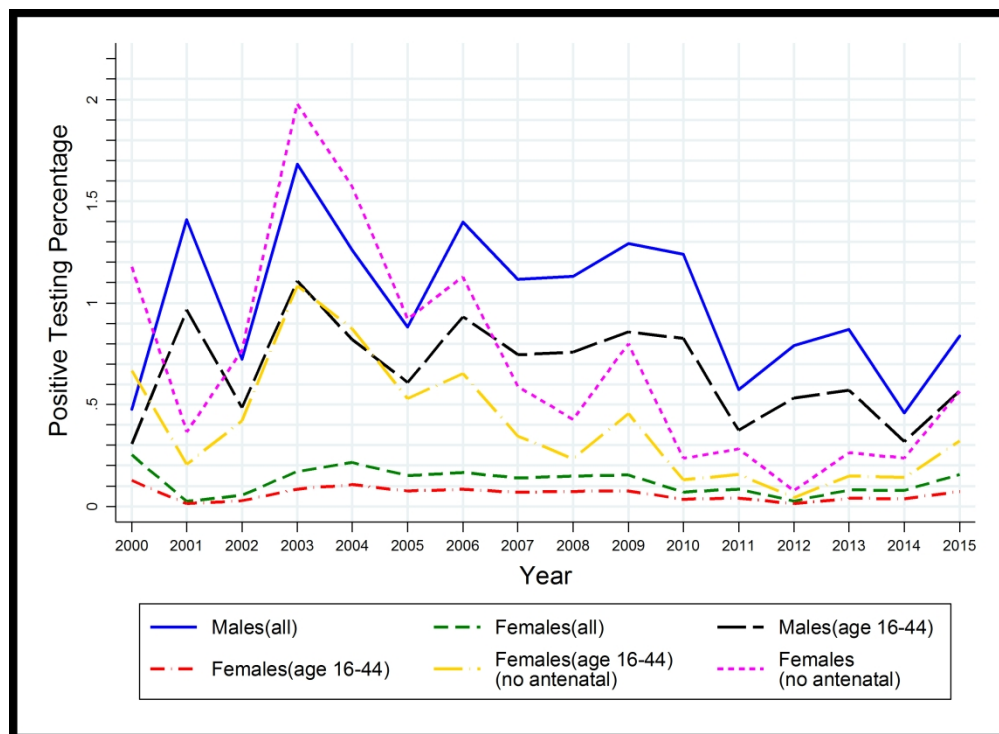


Figure 2: Trend in the percentage of HIV tests that were positive for the period 2000-2015 by gender and age group, with and without inclusion of antenatal testing.

283x207mm (300 x 300 DPI)



Supplementary figure: Trend (unsmoothed graph) in the percentage of HIV tests that were positive for the period 2000-2015 by gender and age group, with and without inclusion of antenatal testing.

283x207mm (300 x 300 DPI)

Trends in HIV testing in the UK Primary Care setting: A 15 year retrospective cohort study 2000 to 2015

Supplementary tables

Supplementary table 1: HIV testing rates (per 100,000 person years) for years 2000-2015 (adults >16 years).

Year	Males, all			Females, all			Females, excluding antenatal		
	N	Rate	95% C.I.	N	Rate	95% C.I.	N	Rate	95% C.I.
2000	1277056	16.4	(14.2 , 18.7)	1332528	89.0	(83.9 , 94.1)	1331517	12.8	(10.8 , 14.7)
2001	1299140	21.9	(19.3 , 24.4)	1352604	293.1	(283.9 , 302.3)	1348950	20.2	(17.8 , 22.7)
2002	1317701	31.4	(28.3 , 34.5)	1367949	396.3	(385.7 , 406.9)	1363158	28.7	(25.8 , 31.6)
2003	1341378	39.9	(36.5 , 43.3)	1388107	501.9	(490.0 , 513.7)	1382140	36.5	(33.3 , 39.8)
2004	1359662	52.5	(48.6 , 56.4)	1403681	563.0	(550.5 , 575.5)	1397351	54.7	(50.7 , 58.7)
2005	1374451	74.2	(69.6 , 78.8)	1418325	653.1	(639.7 , 666.6)	1411272	77.0	(72.3 , 81.6)
2006	1390451	87.5	(82.5 , 92.4)	1433622	711.6	(697.7 , 725.6)	1426111	80.9	(76.0 , 85.7)
2007	1405428	89.4	(84.3 , 94.4)	1447828	795.2	(780.5 , 809.9)	1439651	94.3	(89.1 , 99.4)
2008	1409645	106.6	(101.1 , 112.1)	1455081	781.9	(767.4 , 796.5)	1447676	113.1	(107.4 , 118.7)
2009	1418613	120.0	(114.3 , 125.8)	1463654	797.9	(783.2 , 812.6)	1456530	128.6	(122.6 , 134.6)
2010	1424751	130.2	(124.2 , 136.2)	1470650	870.7	(855.4 , 886.0)	1463009	145.3	(139.0 , 151.6)
2011	1421140	147.2	(140.8 , 153.6)	1474837	795.9	(781.2 , 810.5)	1468256	169.0	(162.1 , 175.8)
2012	1427981	159.5	(152.9 , 166.2)	1482930	772.8	(758.4 , 787.1)	1476875	176.7	(169.7 , 183.6)
2013	1430211	152.9	(146.4 , 159.4)	1486620	669.5	(656.2 , 682.9)	1481702	178.9	(171.9 , 185.9)
2014	1436279	121.6	(115.8 , 127.4)	1487194	511.7	(500.1 , 523.4)	1483581	141.8	(135.6 , 148.1)
2015	1421880	92.5	(87.4 , 97.6)	1472023	391.5	(381.2 , 401.7)	1469400	108.4	(103.0 , 113.9)

Supplementary table 2: HIV testing rates (per 100,000 person years) for years 2000-2015 (adults aged 16-44 years).

Year	Males, all			Females, all			Females, excluding antenatal		
	N	Rate	95% C.I.	N	Rate	95% C.I.	N	Rate	95% C.I.
2000	671088	25.5	(21.6 , 29.4)	655488	177.4	(167.2 , 187.7)	654477	22.5	(18.8 , 26.1)
2001	681216	31.9	(27.6 , 36.2)	665358	589.8	(571.2 , 608.3)	661708	35.8	(31.2 , 40.4)
2002	688746	46.8	(41.5 , 52.0)	672213	799.5	(778.0 , 821.0)	667427	52.3	(46.7 , 57.8)
2003	698982	60.5	(54.7 , 66.4)	681748	1012.9	(989.0 , 1036.9)	675788	66.7	(60.5 , 73.0)
2004	706120	80.9	(74.1 , 87.6)	688504	1132.5	(1107.2 , 1157.8)	682186	98.4	(90.7 , 106.1)
2005	710489	107.4	(99.7 , 115.1)	694232	1308.9	(1281.8 , 1335.9)	687190	134.0	(125.2 , 142.8)
2006	714842	131.1	(122.6 , 139.6)	700086	1428.5	(1400.4 , 1456.7)	692589	139.8	(130.7 , 148.8)
2007	717434	133.5	(124.9 , 142.2)	704167	1598.2	(1568.4 , 1627.9)	696009	160.6	(151.0 , 170.3)
2008	711542	159.1	(149.7 , 168.5)	702985	1586.6	(1556.9 , 1616.3)	695600	206.5	(195.4 , 217.5)
2009	708782	181.0	(170.9 , 191.1)	700970	1618.4	(1588.3 , 1648.5)	693867	225.9	(214.3 , 237.4)
2010	702732	195.7	(185.2 , 206.2)	696368	1789.0	(1757.3 , 1820.6)	688743	262.4	(250.0 , 274.7)
2011	690732	225.9	(214.5 , 237.2)	689820	1636.2	(1605.6 , 1666.7)	683258	301.1	(287.7 , 314.5)
2012	685037	236.9	(225.3 , 248.6)	685234	1598.0	(1567.8 , 1628.2)	679201	313.2	(299.6 , 326.8)
2013	675812	232.6	(221.0 , 244.2)	677984	1385.4	(1357.0 , 1413.7)	673088	315.1	(301.4 , 328.9)
2014	668263	174.8	(164.6 , 185.0)	667048	1056.2	(1031.2 , 1081.2)	663464	238.6	(226.5 , 250.8)
2015	639033	136.6	(127.4 , 145.9)	638248	839.3	(816.5 , 862.1)	635636	190.1	(179.0 , 201.1)

1
2
3 **Trends in HIV testing in the UK Primary Care setting: A 15 year retrospective cohort study 2000 to**
4 **2015**
5
6
7

8 **Supplementary Material**
9

10
11 **Page 2 Appendix 1: Read & OXMIS codes denoting an HIV test used to identify patients who have**
12 **ever had a HIV test recorded in primary care (Evans *et al* 2009²⁶)**
13
14

15 **Page 3 Appendix 2: Read & OXMIS codes denoting HIV positive status used to identify HIV positive**
16 **patients who have their HIV positive status recorded in primary care (Evans *et al* 2009²⁶).**
17
18

19 **Page 4 Appendix 3: Pregnancy/Delivery/Abortion medcodes (Jackson *et al* ⁵⁰)**
20
21
22
23
24
25
26
27
28
29
30
31
32
33
34
35
36
37
38
39
40
41
42
43
44
45
46
47
48
49
50
51
52
53
54
55
56
57
58
59
60

Appendix 1: Read & OXMIS codes denoting an HIV test used to identify patients who have ever had a HIV test recorded in primary care (Evans *et al* 2009²⁶)

Code	READ/ OXMIS	Code description	Certainty of HIV+ test
6827.11	READ	HIV screening	Definite
43C..00	READ	HTLV-3 antibody test	Definite
43C..11	READ	Aids antibody test	Definite
43C..12	READ	Human immunodeficiency viral test	Definite
43C1.00	READ	Blood sent for HTLV-3 serology	Definite
43C2.00	READ	HTLV-3 antibody negative	Definite
43C2.11	READ	HIV negative	Definite
43CZ.00	READ	HTLV-3 antibody NOS	Definite
43d5.00	READ	HIV antibody/antigen (Duo)	Definite
43d6.00	READ	HTLV 1 antibody level	Ambiguous
43dc.00	READ	HTLV 2 antibody level	Ambiguous
43h2.00	READ	HIV 1 PCR	Definite
43j7.00	READ	HIV 1 nucleic acid detection	Definite
43V1.00	READ	Absolute CD4 count	Definite
43VE.00	READ	CD4/CD8 ratio	Definite
43VH.00	READ	Percentage CD4 count	Definite
43Vo.00	READ	Absolute CD4 (T4 cells) count	Definite
43Vp.00	READ	Percentage CD4 (T4 cells) count	Definite
43W7.00	READ	HIV1 antibody level	Definite
43W8.00	READ	HIV2 antibody level	Definite
43WK.00	READ	Human immunodeficiency virus antibody level	Definite
4J34.00	READ	HIV viral load	Definite
4J35.00	READ	HIV p24 antigen level	Definite
4JDT.00	READ	HIV serology	Definite
4JR7.00	READ	HIV screening test	Definite
62b..00	READ	Antenatal HIV screening	Definite
6827.00	READ	AIDS (HTLV-III) screening	Definite
R109.00	READ	[D]Laboratory evidence of human immunodeficiency virus [HIV]	Definite
ZV01800	READ	[V]Human immunodeficiency virus - negative	Definite
ZV73700	READ	[V]Special screening exam for human immunodeficiency virus	Definite
L1111PV	OXMIS	HIV ANTIBODY TEST POSITIVE	Definite
L 153P	OXMIS	HTVL-AIDS-III ANTIBODY TEST POSITIVE	Definite
L 153	OXMIS	HTVL-AIDS-III ANTIBODY TEST	Definite
L1111NE	OXMIS	HIV ANTIBODY TEST NEGATIVE	Definite
L 153N	OXMIS	HTVL-AIDS-III ANTIBODY TEST NEGATIVE	Definite
65VE.00	READ	Notification of AIDS	Ambiguous
43j8.00	READ	HTLV 1 nucleic acid detection	Ambiguous

Appendix 2: Read & OXMIS codes denoting HIV positive status used to identify HIV positive patients who have their HIV positive status recorded in primary care (Evans *et al* 2009²⁶).

Code	Read/OXMIS	Code description	Certainty of HIV+ status
65QA.00	READ	AIDS carrier	Definite
A789700	READ	HIV disease resulting other types of non-Hodgkin's lymphoma	Definite
A789800	READ	HIV disease resulting in multiple malignant neoplasms	Definite
A788.00	READ	Acquired immune deficiency syndrome	Definite
A788500	READ	Human immunodeficiency virus with secondary infection	Definite
A788X00	READ	HIV disease resulting/unspcf infectious+parasitic disease	Definite
A789200	READ	HIV disease resulting in candidiasis	Definite
A789500	READ	HIV disease resulting in Kaposi's sarcoma	Definite
AyuC100	READ	[X]HIV disease resulting in other viral infections	Definite
AyuC700	READ	[X]HIV dis reslt/oth mal neopl/lymph,h'matopoetc+reltd tissu	Definite
A788000	READ	Acute human immunodeficiency virus infection	Definite
A788100	READ	Asymptomatic human immunodeficiency virus infection	Definite
A789300	READ	HIV disease resulting in Pneumocystis carinii pneumonia	Definite
A789600	READ	HIV disease resulting in Burkitt's lymphoma	Definite
A798.00	READ	Retrovirus infection	Definite
AyuC200	READ	[X]HIV disease resulting in other mycoses	Definite
AyuCA00	READ	[X]HIV disease resulting in multiple diseases CE	Definite
A788U00	READ	HIV disease result/haematological+immunologic abnorms,NEC	Definite
A789.00	READ	Human immunodef virus resulting in other disease	Definite
AyuC000	READ	[X]HIV disease resulting in other bacterial infections	Definite
AyuC800	READ	[X]HIV disease resulting in other malignant neoplasms	Definite
43C3.11	READ	HIV positive	Definite
A788y00	READ	Human immunodeficiency virus with other clinical findings	Definite
Eu02400	READ	[X]Dementia in human immunodef virus [HIV] disease	Definite
ZV01A00	READ	[V]Asymptomatic human immunodeficiency virus infection status	Definite
A789400	READ	HIV disease resulting in multiple infections	Definite
AyuC500	READ	[X]HIV disease resulting/unspcf infectious+parasitic disease	Definite
AyuC900	READ	[X]HIV disease resulting in unspecified malignant neoplasm	Definite
AyuCC00	READ	[X]HIV disease resulting in other specified conditions	Definite
43C3.00	READ	HTLV-3 antibody positive	Definite
A788W00	READ	HIV disease resulting in unspecified malignant neoplasm	Definite
A789X00	READ	HIV dis reslt/oth mal neopl/lymph,h'matopoetc+	Definite
AyuC300	READ	[X]HIV disease resulting in multiple infections	Definite
AyuC400	READ	[X]HIV disease resulting/other infectious+parasitic diseases	Definite
AyuC600	READ	[X]HIV disease resulting in other non-Hodgkin's lymphoma	Definite
A788600	READ	Human immunodeficiency virus with secondary cancers	Definite
A788z00	READ	Acquired human immunodeficiency virus infection syndrome NOS	Definite
A789A00	READ	HIV disease resulting in wasting syndrome	Definite
65VE.00	READ	Notification of AIDS	Definite
A788.11	READ	Human immunodeficiency virus infection	Definite
A788200	READ	HIV infection with persistent generalised lymphadenopathy	Definite
A788300	READ	Human immunodeficiency virus with constitutional disease	Definite
A788400	READ	Human immunodeficiency virus with neurological disease	Definite

Appendix 2 (CONT'D): Read & OXMIS codes denoting HIV positive status used to identify HIV positive patients who have their HIV positive status recorded in primary care.

Code	Read/OXMIS	Code description	Certainty of HIV+ status
A788V00	READ	HIV disease resulting in multiple diseases CE	Definite
A789100	READ	HIV disease resulting in cytomegaloviral disease	Definite
AyuC.00	READ	[X]Human immunodeficiency virus disease	Definite
AyuCD00	READ	[X]Unspecified human immunodeficiency virus [HIV] disease	Definite
A789000	READ	HIV disease resulting in mycobacterial infection	Definite
A789900	READ	HIV disease resulting in lymphoid interstitial pneumonitis	Definite
AyuCB00	READ	[X]HIV disease result/haematological+immunologic abnorms,NEC	Definite
R109.00	READ	[D]Laboratory evidence of human immunodeficiency virus [HIV]	Definite
ZV01A00	READ	[V]Asymptomatic human immunodeficiency virus infection status	Definite
799MD	OXMIS	AIDS	Definite
799CA	OXMIS	AIDS CARRIER	Definite
L1111PV	OXMIS	HIV ANTIBODY TEST POSITIVE	Definite
L7990A	OXMIS	ACQUIRED IMMUNE DEFICIENCY SYNDROME	Definite
L 153P	OXMIS	HTVL-AIDS-III ANTIBODY TEST POSITIVE	Definite
43V1.00	READ	Absolute CD4 count	Ambiguous
AyuD800	READ	[X]Retrovirus infections, not elsewhere classified	Ambiguous
AyuKM00	READ	[X]Retrovirus/cause of diseases classified to other chapters	Ambiguous
43VE.00	READ	CD4/CD8 ratio	Ambiguous
A7y0100	READ	Retrovirus as cause of diseases classified to other chapters	Ambiguous
43VH.00	READ	Percentage CD4 count	Ambiguous
4J34.00	READ	HIV viral load	Ambiguous
4J35.00	READ	HIV p24 antigen level	Ambiguous
43h2.00	READ	HIV 1 PCR	Ambiguous
43j7.00	READ	HIV 1 nucleic acid detection	Ambiguous
43Vo.00	READ	Absolute CD4 (T4 cells) count	Ambiguous
43Vp.00	READ	Percentage CD4 (T4 cells) count	Ambiguous

Appendix 3: Pregnancy/Delivery/Abortion medcodes (Jackson *et al*⁵⁰)

medcode	readcode	readterm
52685	ZV23000	[V]Pregnancy with history of infertility
3030	4654	Urine pregnancy test positive
73535	L13z100	Unspecified pregnancy vomiting - delivered
53514	Z22D300	Uncertain viability of pregnancy
11422	Z226.00	Pregnancy problem
20623	ZV4J000	[V]Problems related to unwanted pregnancy
99247	L13y200	Other pregnancy vomiting - not delivered
56451	L13zz00	Unspecified pregnancy vomiting NOS
14644	L166z11	UTI - urinary tract infection in pregnancy
32975	6166	Pregnant, diaphragm failure

1			
2			
3			
4	23495	L265.00	Small-for-dates fetus in pregnancy
5	3766	L10..00	Haemorrhage in early pregnancy
6	56953	Z235400	Pendulous pregnant abdomen
7	40279	7E19012	Fimbrial extraction of tubal pregnancy
8	29122	7E19011	Removal of ectopic pregnancy from fallopian tube
9	1748	7E08400	Suction termination of pregnancy
10	106170	L21zz00	Multiple pregnancy NOS
11	5357	7E08500	Dilation of cervix and extraction termination of pregnancy
12	14899	621Z.00	Patient pregnant NOS
13	61563	L161300	Oedema or excessive weight gain in pregnancy - not delivered
14	64523	L091z00	Delayed/excess haemorrhage NOS following abortive pregnancy
15	20621	ZV25313	[V]Admission for termination of pregnancy
16	20910	ZV25311	[V]Admission for termination of pregnancy (TOP)
17	70149	L16A100	Glycosuria during pregnancy - delivered
18	54677	L167200	Liver disorder in pregnancy - not delivered
19	102576	L051711	Incomplete termination of pregnancy
20	36903	67AZ.00	Pregnancy advice NOS
21	46448	Q486.00	Fetal death due to termination of pregnancy
22	109697	6556	Pertussis vaccination in pregnancy
23	85961	44Cy.00	Serum pregnancy associated plasma protein-A MoM measurement
24	20307	L091.00	Delayed/excessive haemorrhage following abortive pregnancy
25	37163	L150z00	Post-term pregnancy NOS
26	94473	L211z00	Triplet pregnancy NOS
27	47489	Z22A800	Undiagnosed pregnancy
28	1668	L182500	Iron deficiency anaemia of pregnancy
29	61576	L211000	Triplet pregnancy unspecified
30	25501	Z22A100	Low risk pregnancy
31	40633	Z22A600	Teenage pregnancy
32	104440	4Q3N.00	Pregnancy associated plasma protein A level
33	45413	L263A11	Maternal care for reduced fetal heart rate during pregnancy
34	14994	6174	Pregnant, sheath failure
35	24170	L15..00	Prolonged or post-term pregnancy
36	66390	Q0z..00	Maternal problem unrelated preg affecting fetus/neonate NOS
37	27833	L13y.00	Other pregnancy vomiting
38	55338	L123000	Transient hypertension of pregnancy unspecified
39	99956	L168400	Fatigue during pregnancy with postnatal complication
40	71314	L093.00	Renal failure following abortive pregnancy
41	106735	9mK0.00	Pertussis vaccination in pregnancy invitation first letter
42	31449	6294	No A/N care: not known preg.
43	100670	L181100	Thyroid dysfunction during pregnancy - baby delivered
44	54866	L030.00	Abdominal pregnancy
45	38882	L123600	Transient hypertension of pregnancy
46	61995	L03yz00	Other ectopic pregnancy NOS
47	5044	13H7.00	Unwanted pregnancy
48	25131	Z22AD11	Reported conception - pregnancy
49			
50			
51			
52			
53			
54			
55			
56			
57			
58			
59			
60			

1			
2			
3			
4	21467	L03y200	Membranous pregnancy
5	48304	L10z200	Early pregnancy haemorrhage NOS - not delivered
6	37693	13Hd.00	Teenage pregnancy
7	27980	L166700	Infections of the genital tract in pregnancy
8	2638	L1...00	Pregnancy complications
9	99933	L092100	Bowel damage following abortive pregnancy
10	41122	L10zz00	Early pregnancy haemorrhage NOS
11	37348	Lyu2500	[X]Other specified pregnancy-related conditions
12	96757	L411513	Vulval varices in pregnancy
13	59634	L411512	Vaginal varices in pregnancy
14	99237	L411511	Perineal varices in pregnancy
15	27451	L166000	Genitourinary tract infection in pregnancy unspecified
16	110129	6556000	Pertussis vacc in pregnancy given by other healthcre providr
17	107485	Q014000	Fetus or neonate affected by unspecified ectopic pregnancy
18	18258	L167.00	Liver disorder in pregnancy
19	42015	L16y.00	Other pregnancy complications
20	25028	L09z.00	Complication NOS following abortion/ectopic/molar pregnancy
21	44734	62O8.00	Pregnancy prolonged - 42 weeks
22	23831	ZV22y00	[V]Other specified pregnant state
23	41587	L210z00	Twin pregnancy NOS
24	24063	62O7.00	Pregnancy prolonged - 41 weeks
25	44650	L0y..00	Other specified pregnancy with abortive outcome
26	61284	L210200	Twin pregnancy with antenatal problem
27	54288	Z22D311	Query viability of pregnancy
28	34938	L212.00	Quadruplet pregnancy
29	102494	8Hh3.00	Self referral to termination of pregnancy service
30	1686	7E08600	Termination of pregnancy NEC
31	70214	L21z100	Multiple pregnancy NOS - delivered
32	64247	Z235.00	Observation of shape of pregnant abdomen
33	23751	L266.00	Large-for-dates fetus in pregnancy
34	39359	L385.00	Failed or difficult intubation during pregnancy
35	64500	L183.11	Pregnancy and drug dependence
36	73917	L10y200	Other haemorrhage in early pregnancy - not delivered
37	255	L05..12	Termination of pregnancy
38	15433	L21..00	Multiple pregnancy
39	20439	L123.00	Transient hypertension of pregnancy
40	16775	L16E.00	Pregnancy pruritus
41	53921	L161000	Oedema or excessive weight gain in pregnancy, unspecified
42	44770	L191.00	Continuing pregnancy after abortion of one fetus or more
43	29205	4453	Serum pregnancy test positive
44	46577	66AX.00	Diabetes: shared care in pregnancy - diabetol and obstet
45	73455	Q015200	Fetus or neonate affected by triplet pregnancy
46	41625	L13yz00	Other pregnancy vomiting NOS
47	60345	M240500	Alopecia of pregnancy
48	107957	115V.00	No history of ectopic pregnancy
49			
50			
51			
52			
53			
54			
55			
56			
57			
58			
59			
60			

1			
2			
3	6580	ZV23800	[V]Supervision of high-risk pregnancy due to social problems
4	61182	L211100	Triplet pregnancy - delivered
5	30365	Z22AA00	Wanted pregnancy
6	26852	ZV23400	[V]Pregnancy with other poor obstetric history
7	30817	6212	Pregnant - blood test confirms
8	72014	L212z00	Quadruplet pregnancy NOS
9	12521	L161.11	Excessive weight gain in pregnancy
10	41959	L171300	Maternal gonorrhoea in pregnancy - baby not yet delivered
11	26201	Z22AC00	Pregnancy with uncertain dates
12	49519	Z229.00	Observation of position of pregnancy
13	107713	L21y200	Other multiple pregnancy with antenatal problem
14	36235	67A4.00	Pregnancy exercise advice
15	105511	L21z.00	Multiple pregnancy NOS
16	65783	L030000	Delivery of viable fetus in abdominal pregnancy
17	106267	L03y300	Combined or heterotopic pregnancy
18	2278	8M6..00	Requests pregnancy termination
19	110448	Lyu0.00	[X]Pregnancy with abortive outcome
20	99006	Q014100	Fetus or neonate affected by abdominal ectopic pregnancy
21	40357	L2D..00	Retained intrauterine contraceptive device in pregnancy
22	54293	Q015.00	Fetus or neonate affected by multiple pregnancy
23	22557	Z22B100	Single pregnancy
24	15338	621A.00	Pregnancy unplanned ? wanted
25	6649	L166800	Urinary tract infection complicating pregnancy
26	49855	Q015100	Fetus or neonate affected by twin pregnancy
27	40825	Z22B800	Undiagnosed multiple pregnancy
28	35509	624..00	A/N care: precious pregnancy
29	20197	L211.00	Triplet pregnancy
30	46270	ZV22z00	[V]Unspecified pregnant state
31	67098	L183300	Drug dependence during pregnancy - baby not yet delivered
32	23373	L150.00	Post-term pregnancy
33	1357	L210100	Twin pregnancy - delivered
34	45729	Z22D.00	Observation of viability of pregnancy
35	44733	L0z..00	Pregnancy with abortive outcome NOS
36	11760	L13z.00	Unspecified pregnancy vomiting
37	18500	Z22D100	Viable pregnancy
38	69686	L417000	Cerebral venous thrombosis in pregnancy
39	53661	L13z200	Unspecified pregnancy vomiting - not delivered
40	22183	957..11	Prescription exempt form-preg
41	106378	9mK..00	Pertussis vaccination in pregnancy invitation
42	12230	L263900	Maternal care for fetal tachycardia during pregnancy
43	22193	Z229100	Intrauterine pregnancy
44	15061	L13..12	Hyperemesis of pregnancy
45	14877	621B.00	Pregnant - ? planned
46	27672	7E13100	Excision of ectopic ovarian pregnancy
47	1744	L03..00	Ectopic pregnancy
48			
49			
50			
51			
52			
53			
54			
55			
56			
57			
58			
59			
60			

1			
2			
3	5693	L16A.00	Glycosuria during pregnancy
4	36394	L16C.00	Pregnancy induced oedema+proteinuria without hypertension
5	73914	L412511	Thrombophlebitis of legs in pregnancy
6	53849	L16y000	Other pregnancy complication unspecified
7			
8	105943	L165300	Asymptomatic bacteriuria in pregnancy - not delivered
9	36421	L167z00	Liver disorder in pregnancy NOS
10			
11	25872	L16yz00	Other pregnancy complication NOS
12	60309	Q0y..00	Maternal problems unrelated preg affecting fetus/neonate OS
13	67728	L150200	Post-term pregnancy - not delivered
14	28103	Z22A300	Concealed pregnancy
15	21849	L031.00	Tubal pregnancy
16			
17	54577	L210000	Twin pregnancy unspecified
18	105654	L10y100	Other haemorrhage in early pregnancy - delivered
19	53685	L410500	Varicose veins of legs in pregnancy
20	68930	L168100	Fatigue during pregnancy - delivered
21	68840	L416200	Haemorrhoids in pregnancy and puerperium - deliv + p/n comp
22	53167	L188300	Abnormal GTT during pregnancy - baby not yet delivered
23	45862	7E07114	Curettage of uterus for termination of pregnancy NEC
24	64366	L412500	Superficial thrombophlebitis in pregnancy
25	13968	584D.00	Antenatal ultrasound confirms intra-uterine pregnancy
26	14925	L10z.00	Early pregnancy haemorrhage NOS
27	61935	L185.11	Congenital heart disease in pregnancy
28	103059	7E07111	Curettage of term pregnancy NEC
29	16384	7E07113	Curettage of uterus for termination of pregnancy NEC
30	23421	615C.00	IUD failure - pregnant
31	3029	L166500	Infections of kidney in pregnancy
32	106517	L176100	Other maternal viral disease in pregnancy - baby delivered
33	40964	L192.00	Continuing preg after intrauterine death one fetus or more
34	1850	7F06012	Shirodkar suture in pregnancy
35	30302	7F...12	Pregnancy operations
36	28107	L161.00	Oedema or excessive weight gain in pregnancy no hypertension
37	85960	44Cz.00	Plasma pregnancy associated plasma protein-A MoM
38	44057	ZV23111	[V]Pregnancy with history of hydatidiform mole
39	37573	Z22B900	Continuing pregnancy after abortion of sibling fetus
40	68694	Z22C.00	Observation of measures of pregnancy
41	49559	L180300	Diabetes mellitus during pregnancy - baby not yet delivered
42	29786	L416600	Haemorrhoids in pregnancy
43	57059	L187300	Orthopaedic disorder in pregnancy - baby not yet delivered
44	23334	L162.11	Albuminuria in pregnancy without hypertension
45	92579	L162.13	Uraemia in pregnancy without hypertension
46	38312	L162.12	Nephropathy NOS in pregnancy without hypertension
47	22215	Z22A200	High risk pregnancy
48	38346	ZV22000	[V]First normal pregnancy supervision
49	15318	6214	Pregnant - on history
50	41504	L13y000	Other pregnancy vomiting unspecified
51			
52			
53			
54			
55			
56			
57			
58			
59			
60			

1			
2			
3			
4	72019	L132200	Late pregnancy vomiting - not delivered
5	37386	8B68.00	Pregnancy prophylactic therapy
6	60877	L263800	Maternal care for fetal decelerations during pregnancy
7	107225	L165z00	Asymptomatic bacteriuria in pregnancy NOS
8	54942	L123100	Transient hypertension of pregnancy - delivered
9	54701	ZV23y00	[V]Other specified high-risk pregnancy
10	63825	Q014.00	Fetus or neonate affected by ectopic pregnancy
11	94804	67AB.00	Preg. prescription exempt adv.
12	72835	Q01z.00	Fetus/neonate affected by maternal complic pregnancy NOS
13	99008	Q014300	Fetus or neonate affected by tubal ectopic pregnancy
14	110868	L181000	Thyroid dysfunction - unspec whether in pregnancy/puerperium
15	66649	L41z500	Venous complication of pregnancy, unspecified
16	26286	L18A000	Cholestasis of pregnancy
17	17947	62a..00	Pregnancy review
18	103104	L176300	Other maternal viral dis.in pregnancy-baby not yet delivered
19	109932	Z235211	Globular pregnant abdomen
20	68004	Q01..00	Fetus/neonate affected by maternal complication of pregnancy
21	20240	6216	Pregnant - planned
22	65834	ZV23200	[V]Pregnancy with history of abortion
23	7916	Z254500	Delivered by caesarean section - pregnancy at term
24	21119	L182300	Anaemia during pregnancy - baby not yet delivered
25	9408	L10y.11	Bleeding in early pregnancy
26	64099	L168000	Fatigue during pregnancy unspecified
27	10278	L180800	Diabetes mellitus arising in pregnancy
28	2602	L166.11	Cystitis of pregnancy
29	13165	621..00	Patient currently pregnant
30	9986	Z212.11	Pregnancy care
31	66594	L186.11	Heart disease during pregnancy
32	35158	Z225.00	Normal pregnancy
33	93800	Z235100	Ovoid pregnant abdomen
34	73727	L168z00	Fatigue during pregnancy NOS
35	55889	L175300	Maternal rubella during pregnancy - baby not yet delivered
36	7517	621C.00	Unplanned pregnancy
37	53908	Lyu0000	[X]Other ectopic pregnancy
38	34173	L12B.00	Proteinuric hypertension of pregnancy
39	35514	624Z.00	A/N care: precious preg. NOS
40	15065	8B7..11	Pregnancy vitamin/iron prophyl
41	109465	L184300	Mental disorder during pregnancy - baby not yet delivered
42	24038	13S..00	Pregnancy benefits
43	16215	6211	Pregnant - urine test confirms
44	35592	6213	Pregnant - V.E. confirms
45	25254	Z21..00	Care relating to reproduction and pregnancy
46	46609	Z22C800	Number of lost pregnancies
47	29692	615C.11	Pregnant, IUD failure
48	50440	Z22A500	Biochemical pregnancy
49			
50			
51			
52			
53			
54			
55			
56			
57			
58			
59			
60			

1			
2			
3			
4	56252	ZV22100	[V]Other normal pregnancy supervision
5	21196	ZV23.00	[V]High-risk pregnancy supervision
6	30618	Z22AB00	Unplanned pregnancy
7	10775	8B74.00	Iron supplement in pregnancy
8			
9	48534	ZV23100	[V]Pregnancy with history of trophoblastic disease
10	73559	L13z000	Unspecified pregnancy vomiting unspecified
11	13984	584E.00	Antenatal ultrasound confirms ectopic pregnancy
12	9754	Z22A400	Early stage of pregnancy
13			
14	67893	L2C..00	Malnutrition in pregnancy
15	70993	L16Az00	Glycosuria during pregnancy NOS
16	23438	L2z..00	Risk factors in pregnancy NOS
17			
18	105694	ZVu2300	[X]Supervision of other normal pregnancy
19	53097	Z22C313	Duration of pregnancy
20	58156	L03y.00	Other ectopic pregnancy
21	55730	ZV22.11	[V]Supervision of normal pregnancy
22			
23	5709	62...13	Pregnancy care
24	100104	95B..00	Health in Pregnancy grant claim form issued
25	72883	Lyu2100	[X]Other vomiting complicating pregnancy
26			
27	59588	L411500	Genital varices in pregnancy
28	67863	Z22B.00	Observation of quantity of pregnancy
29	12890	Z227.00	Confirmation of pregnancy
30	47080	L162.00	Unspecified renal disease in pregnancy
31			
32	3191	L16y500	Abdominal pain in pregnancy
33	27740	L16..00	Other pregnancy complication NEC
34	67698	L150000	Post-term pregnancy unspecified
35			
36	29623	62H4.00	Rh screen - 2nd preg. sample
37	21438	7E08411	Vacuum termination of pregnancy
38	51298	6215	Pregnant - on abdom. palpation
39			
40	35912	ZV22200	[V]Pregnancy confirmed
41	99980	L168300	Fatigue during pregnancy - not delivered
42	29593	6223	Antenatal care: 3rd pregnancy
43	49407	L2B..00	Low weight gain in pregnancy
44			
45	52583	L168.00	Fatigue during pregnancy
46	69599	L21y.00	Other multiple pregnancy
47	39117	L126500	Eclampsia in pregnancy
48			
49	863	L398200	Caesarean section - pregnancy at term
50	90776	62a..11	Review of pregnancy
51	91254	Z235200	Rounded pregnant abdomen
52	109416	62H5.00	Rh screen - 3rd preg. sample
53			
54	69815	62H3.00	Rh screen - 1st preg. sample
55	11989	8HHV.00	Referral for termination of pregnancy
56	37701	Z22A.00	Observation of pattern of pregnancy
57			
58	33441	L511.00	Maternal care for viable fetus in abdominal pregnancy
59	106957	9Nif.00	Did not attend pertussis vaccination in pregnancy
60	24603	L10y.00	Other haemorrhage in early pregnancy

1			
2			
3			
4	47608	L177.00	Infections of bladder in pregnancy
5	63751	L16A300	Glycosuria during pregnancy - not delivered
6	15418	L166300	Genitourinary tract infection in pregnancy - not delivered
7	59313	Z22BA00	Contin pregnancy after intrauterine death of sibling fetus
8	69722	ZV23z00	[V]Unspecified high-risk pregnancy
9	14842	6217	Pregnant - unplanned - wanted
10	42614	Z22..00	Pregnancy observations
11	53490	L178.00	Infections of urethra in pregnancy
12	43344	ZV61800	[V]Illegitimate pregnancy
13	10173	Z23D200	Pregnant abdomen observation
14	52685	ZV23000	[V]Pregnancy with history of infertility
15	50512	L031z00	Tubal pregnancy NOS
16	49502	L228.00	Multiple pregnancy with malpresentation
17	50058	13SZ.00	Pregnancy benefit NOS
18	69011	L132000	Late pregnancy vomiting unspecified
19	10185	L13..00	Excessive pregnancy vomiting
20	10184	67A3.00	Pregnancy smoking advice
21	97349	L121300	Renal hypertension in preg/childbirth/puerp - not delivered
22	101518	L132z00	Late pregnancy vomiting NOS
23	71730	L123300	Transient hypertension of pregnancy - not delivered
24	31162	L165.00	Asymptomatic bacteriuria in pregnancy
25	52048	Z22AB11	Accidental pregnancy
26	54938	L162000	Unspecified renal disease in pregnancy unspecified
27	62358	L167000	Liver disorder in pregnancy unspecified
28	110888	67lt.00	Advice on risk harm to mother from maternl medictn dur preg
29	38771	Lyu2200	[X]Other venous complications in pregnancy
30	15634	L166z00	Genitourinary tract infection in pregnancy NOS
31	43000	L16D.00	Excessive weight gain in pregnancy
32	14651	13H8.00	Illegitimate pregnancy
33	108236	621D.00	Concealed pregnancy
34	15033	ZV61900	[V]Other unwanted pregnancy
35	67164	L18z300	Medical condition NOS in pregnancy - baby not yet delivered
36	93303	ZV22400	[V]Supervision of other normal pregnancy
37	6184	ZV22.00	[V]Normal pregnancy
38	48281	Z22D200	Non-viable pregnancy
39	29746	8B75.00	Vitamin supplement - pregnancy
40	16611	ZV22300	[V]Pregnant state, incidental
41	1130	L210.00	Twin pregnancy
42	52221	L03y000	Cervical pregnancy
43	59650	Z235300	Transversely enlarged pregnant abdomen
44	69327	L10yz00	Other haemorrhage in early pregnancy NOS
45	51956	L212200	Quadruplet pregnancy with antenatal problem
46	10306	Z22C314	Weeks pregnant
47	45965	Z22C311	Pregnancy duration
48	26055	L263A00	Maternal care for fetal bradycardia during pregnancy
49			
50			
51			
52			
53			
54			
55			
56			
57			
58			
59			
60			

1			
2			
3	61301	L10y000	Other haemorrhage in early pregnancy unspecified
4	10261	L2...00	Risk factors in pregnancy
5	106268	8IEc.00	Pertussis vaccination in pregnancy declined
6	24944	L163300	Pregnancy care of habitual aborter
7	20118	62O..12	Static weight gain pregnancy
8	58142	L16A000	Glycosuria during pregnancy unspecified
9	61835	L161z00	Oedema or excessive weight gain in pregnancy NOS
10	23995	L15..11	Post-term pregnancy
11	35646	L123z00	Transient hypertension of pregnancy NOS
12	93895	Z22B500	Quintuplet pregnancy
13	65256	L164.00	Peripheral neuritis in pregnancy
14	67975	L166.00	Genitourinary tract infections in pregnancy
15	36006	L16z.00	Pregnancy complication NOS
16	61466	Z22A211	HRP - High risk pregnancy
17	26866	L2y..00	Other specified risk factors in pregnancy
18	35855	L15z.00	Prolonged pregnancy NOS
19	2937	L175.11	Rubella contact in pregnancy
20	50421	Z22A900	Unwanted pregnancy
21	37048	6282	A/N care:10yrs+since last preg
22	49193	67A7.11	Care of teeth advice -in preg.
23	11986	7E13300	Excision of ruptured ectopic tubal pregnancy
24	97034	67AE.00	Folic acid advice in first trimester of pregnancy
25	106737	9mK2.00	Pertussis vaccination in pregnancy invitation third letter
26	102362	389B.00	Assessment for termination of pregnancy
27	55618	ZV23600	[V]Supervise/pregnancy wth history insufficient antenatal care
28	37038	Z23D100	Girth of pregnant abdomen
29	29631	6222	Antenatal care: 2nd pregnancy
30	65555	L132.00	Late vomiting of pregnancy
31	107698	Z236300	Pregnant uterus displaced laterally
32	4536	621..11	Pregnancy confirmed
33	111540	L415500	Other phlebitis in pregnancy
34	32493	Z22AD00	Presentation of pregnancy
35	44729	L031000	Fallopian tube pregnancy
36	43140	67A2.00	Diet in pregnancy advice
37	91888	L181300	Thyroid dysfunction in pregnancy - baby not yet delivered
38	12837	7F2B100	Ultrasound monitoring of early pregnancy
39	30351	67A6.00	Drugs in pregnancy advice
40	15567	6218	Pregnant -unplanned-not wanted
41	33724	L03z.00	Ectopic pregnancy NOS
42	100892	Lyu2400	[X]Other+unspcf genitourinary tract infection in pregnancy
43	127	62...00	Patient pregnant
44	13672	8HHf.00	Refer to early pregnancy unit
45	32073	L0...00	Pregnancy with abortive outcome
46	64292	L16y300	Other pregnancy complication - not delivered
47	106425	62NL.00	Antenatal 31 week examination
48			
49			
50			
51			
52			
53			
54			
55			
56			
57			
58			
59			
60			

1			
2			
3			
4	109543	L332200	Cord tangled with compression with antenatal problem
5	102300	Lyu2A00	[X]Abnormal finding on antenatal screening of mother
6	111263	L230200	Disproportion - major pelvic abnormality with antenatal prob
7	55111	6B22.00	Sure Start antenatal visit
8	13418	62W..00	Antenatal blood tests
9	61533	L270200	Polyhydramnios with antenatal problem
10	14085	62GB.00	Antenatal ultrasounds scan at 4-8 weeks
11	42326	62KZ.00	Antenatal syphilis screen NOS
12	18536	62b..00	Antenatal HIV screening
13	99475	68b5.00	Antenatal screening result pending
14	13168	62NZ.00	Antenatal examination NOS
15	63448	Z675.00	Antenatal class
16	100596	68b3.00	Antenatal screening shows significant disorder
17	67926	ZV28z00	[V]Unspecified antenatal screening
18	16613	584C.00	Antenatal ultrasound result received
19	23667	L413.00	Antenatal deep vein thrombosis
20	53683	L452300	Obstetric nonpurulent mastitis with antenatal complication
21	104764	L236200	Hydrocephalic disproportion with antenatal problem
22	56967	9NV1.00	Antenatal clinic
23	13417	62K..00	Antenatal syphilis screen
24	108099	L39z300	Complications of labour and delivery NOS with antenatal prob
25	70096	L224200	Transverse lie with antenatal problem
26	104359	ZVu2600	[X]Other antenatal screening based on amniocentesis
27	294	62...11	Antenatal care
28	104178	Lyu2600	[X]Other abnormal findings on antenatal screening of mother
29	27056	62GD.00	Antenatal ultrasound scan at 17-22 weeks
30	98481	68b4.00	Repeat antenatal screening required
31	14084	62GC.00	Antenatal ultrasound scan at 9-16 weeks
32	28732	62c..00	Antenatal screening
33	6095	9N1N.00	Seen in antenatal clinic
34	99849	68bA.00	Antenatal screening, at risk couple identified
35	21957	62I..11	AFP test - antenatal
36	73765	L311200	Secondary uterine inertia with antenatal problem
37	102246	L265200	Small-for-dates with antenatal problem
38	73191	L226200	Brow presentation with antenatal problem
39	69254	L264200	Intrauterine death with antenatal problem
40	104766	L30z200	Obstructed labour NOS with antenatal problem
41	109071	38B6.00	Antenatal risk assessment
42	7845	Z212.00	Antenatal care
43	30378	L244312	Rectocele complicating antenatal care - baby not delivered
44	101938	L390300	Maternal distress with antenatal problem
45	90277	L350200	Rupture of uterus before labour with antenatal problem
46	97259	68b6.00	Antenatal screening declined
47	111183	8IHD.00	Health visitor antenatal visit declined
48	106588	62NJ.00	Antenatal 22 week examination
49			
50			
51			
52			
53			
54			
55			
56			
57			
58			
59			
60			

1			
2			
3			
4	30801	62OZ.00	Misc. antenatal data NOS
5	49665	ZV28600	[V]Antenatal screening for chromosomal anomalies
6	21543	622..00	Antenatal care: gravida No.
7	109313	9Nil.00	Did not attend antenatal appointment
8	102755	8CEM.00	Downs syndrome antenatal screening information leaflet given
9	37985	L2AX.00	Abnormal finding on antenatal screening of mother
10	91272	L440300	Puerperal cerebrovascular disorder with antenatal comp
11	99286	L28y200	Other amniotic/membrane problem with antenatal problem
12	99479	L267200	Other placental conditions with antenatal problem
13	10056	62N..00	Antenatal examinations
14	44401	L305200	Shoulder dystocia with antenatal problem
15	35484	679E.00	Antenatal education
16	103512	L330200	Prolapse of cord with antenatal problem
17	99939	L33y200	Other umbilical cord complications with antenatal problem
18	101354	L244311	Cystocele complicating antenatal care - baby not delivered
19	39611	62GE.00	Antenatal ultrasound scan at 22-40 weeks
20	40597	ZV28y00	[V]Other specified antenatal screening
21	70046	L2A4.00	Abnormal radiological finding on antenatal screen of mother
22	105047	L2A2.00	Abnormal cytological finding on antenatal screen of mother
23	96678	L33z200	Umbilical cord complications NOS with antenatal problem
24	15685	L2A..00	Abnormal findings on antenatal screening of mother
25	2029	62G..00	Antenatal ultrasound scan
26	103787	1514100	Estimated date of delivery by antenatal ultrasound scan
27	31570	6224	Antenatal care: multip
28	97391	L281200	Premature rupture of membranes with antenatal problem
29	65725	L413000	Antenatal deep vein thrombosis unspecified
30	13819	62F..00	Antenatal amniocentesis
31	107186	L266200	Large-for-dates with antenatal problem
32	16750	6221	Antenatal care: primigravida
33	71851	L229200	Prolapsed arm with antenatal problem
34	105865	67AJ.00	Provision of information about antenatal screening
35	109043	9NFV.00	Health visitor antenatal visit
36	47928	L280200	Oligohydramnios with antenatal problem
37	6298	ZV28.00	[V]Antenatal screening
38	45032	62O..00	Misc. antenatal data
39	66496	L222200	Breech presentation with antenatal problem
40	444	8HT9.00	Referral to antenatal clinic
41	14083	62GZ.00	Antenatal ultrasound scan NOS
42	13419	62L..00	Antenatal blood group screen
43	42120	L2A0.00	Abnormal haematologic find on antenatal screening of mother
44	13416	62M..00	Antenatal sickle cell screen
45	69788	L260200	Fetal-maternal haemorrhage with antenatal problem
46	73734	ZVu2900	[X]Other antenatal screening
47	95107	L312200	Other uterine inertia with antenatal problem
48	103677	Eu32B00	[X]Antenatal depression
49			
50			
51			
52			
53			
54			
55			
56			
57			
58			
59			
60			

1		
2		
3		
4		
5		
6		
7		
8		
9		
10		
11		
12		
13		
14		
15		
16		
17		
18		
19		
20		
21		
22		
23		
24		
25		
26		
27		
28		
29		
30		
31		
32		
33		
34		
35		
36		
37		
38		
39		
40		
41		
42		
43		
44		
45		
46		
47		
48		
49		
50		
51		
52		
53		
54		
55		
56		
57		
58		
59		
60		
	106923	62NK.00 Antenatal 25 week examination
	108811	L245300 Cervical incompetence with antenatal problem
	73407	L261200 Rhesus isoimmunisation with antenatal problem
	101980	65QG.00 Antenatal screening shows non sig haemoglobinopathy carrier
	44828	L263200 Fetal distress with antenatal problem
	45091	62Y..00 Routine antenatal care
	71862	L323200 Delayed delivery second twin with antenatal problem
	71794	L307200 Other failed trial of labour with antenatal problem
	51432	62FZ.00 Antenatal amniocentesis NOS
	97523	68b..00 Antenatal screening status
	28290	L2A3.00 Abnormal ultrasonic finding on antenatal screening of mother
	36226	L2A1.00 Abnormal biochemical finding on antenatal screen of mother
	100502	L413200 Antenatal deep vein thrombosis with antenatal complication
	61203	L413z00 Antenatal deep vein thrombosis NOS
	100578	L255200 Fetus with drug damage with antenatal problem
	69072	L262200 Other blood-group isoimmunisation with antenatal problem
	49617	622Z.00 Antenatal care: gravida NOS
	26873	L413.11 DVT - deep venous thrombosis, antenatal
	33009	6254 A/N care: H/O child abuse
	29610	62NB.00 A/N 36 week examination
	61162	L250200 Fetus with central nervous system malformation + a/n problem
	52044	6252 A/N care: poor A/N attender
	35513	6284 A/N care: primip. > 30 years
	26695	625Z.00 A/N care: social risk NOS
	55605	62NH.00 A/N 42 week examination
	30797	6233 A/N care: grand multip
	23013	6231 A/N care: uncertain dates
	36516	62F4.00 A/N amniocentesis wanted
	37046	628Z.00 A/N risk NOS
	107506	62H2.00 A/N Rh screen offered
	25331	62O6.11 Vaginal 'show' - A/N
	64537	62GA.00 A/N U/S scan for slow growth
	13821	62F6.00 A/N amniocentesis - normal
	19772	62F3.00 A/N amniocentesis - not wanted
	70840	L240311 Bicornuate uterus complicating a/n care, baby not delivered
	33287	62F1.00 A/N amniocentesis -not offered
	13171	62N8.00 A/N 32 week examination
	52049	62G3.00 A/N U/S scan not wanted
	33008	6285 A/N care: multip. > 35 years
	26696	6253 A/N care: late booker
	24219	62A..00 A/N care provider
	13308	625..00 A/N care: social risk
	26692	6236 A/N care: poor obstetr history
	37222	62G1.00 A/N U/S scan not offered
	25391	62I..12 Alpha-feto protein test - A/N

1			
2			
3			
4	35512	6281	A/N care: under 5ft tall
5	31251	627..00	A/N care: gynae. risk
6	26551	62NE.00	A/N 39 week examination
7	68089	62HZ.00	A/N Rh antibody screen NOS
8	26691	6235	A/N care: H/O perinatal death
9	35826	62G6.00	A/N U/S scan normal += dates
10	30885	62G4.00	A/N U/S scan wanted
11	70289	62F9.00	A/N amnio. for ? neural tube
12	26693	626..00	A/N care: medical risk
13	73099	L246311	Polyp of cervix complicating a/n care- baby not delivered
14	20401	L241311	Uterine fibroid complicating a/n care, baby not delivered
15	65450	62F2.00	A/N amniocentesis - offered
16	24236	62AZ.00	A/N care provider NOS
17	26553	62ND.00	A/N 38 week examination
18	102160	L283200	Prolonged artificial rupture of membranes with a/n problem
19	64141	62K2.00	A/N syphilis screen-blood sent
20	26550	62A2.00	A/N care from consultant
21	89025	L237200	Other fetal abnormality causing disproportion with a/n prob
22	102099	62MZ.00	A/N sickle cell screen NOS
23	47415	62G5.00	A/N U/S scan awaited
24	13415	62A4.00	A/N care midwifery led
25	54734	L28z200	Amniotic cavity and membrane problem NOS with a/n problem
26	14086	62G8.00	A/N U/S scan abnormal
27	37221	62G7.00	A/N U/S scan normal +? dates
28	66608	L241300	Tumour of uterine body complicating a/n care, baby not deliv
29	71797	L248300	Vulval abn complicating a/n care - baby not yet delivered
30	37029	62NG.00	A/N 41 week examination
31	29727	62NA.00	A/N 35 week examination
32	108885	62L1.00	A/N blood gp screen not done
33	39172	62L2.00	A/N blood group screen done
34	38165	6237	A/N care: H/O trophoblast.dis.
35	35511	6234	A/N care: H/O stillbirth
36	26875	6232	A/N care: recurrent aborter
37	9546	623..00	A/N care: obstetric risk
38	73120	L247300	Vaginal abnormality complicating a/n care-baby not delivered
39	24214	62A1.00	A/N care from G.P.
40	13169	62N5.00	A/N 24 week examination
41	29627	62N7.00	A/N 30 week examination
42	3517	62N1.00	A/N booking examination
43	62147	62F8.00	A/N amnio. for ? chrom.abnorm.
44	37047	6242	A/N care: H/O infertility
45	27057	62G9.00	A/N U/S scan for ? abnormality
46	70616	62M2.00	A/N sickle cell screen done
47	29059	62A3.00	A/N - shared care
48	108867	62M1.00	A/N sickle screen not done
49			
50			
51			
52			
53			
54			
55			
56			
57			
58			
59			
60			

1			
2			
3			
4	12260	62H..00	A/N Rh antibody screen
5	41955	62F5.00	A/N amniocentesis - awaited
6	13166	62N3.00	A/N 16 week examination
7	35510	6241	A/N care: elderly primip.
8	26552	62NC.00	A/N 37 week examination
9	29280	62NF.00	A/N 40 week examination
10	3786	628..00	A/N care: risk NOS
11	39728	62O..11	Fetal maturity - A/N
12	13822	62F7.00	A/N amniocentesis - abnormal
13	71912	62H1.00	A/N Rh screen not offered
14	26694	6251	A/N care: poor home conditions
15	70186	62LZ.00	A/N blood group screen NOS
16	26690	623Z.00	A/N care: obstetric risk NOS
17	98957	L240300	Cong abnorm uterus complicating a/n care, baby not delivered
18	13170	62N9.00	A/N 34 week examination
19	109166	62K1.00	A/N syphilis screen not done
20	13167	62N2.00	A/N 12 weeks examination
21	37220	62G2.00	A/N U/S scan offered
22	29364	62N4.00	A/N 20 week examination
23	26554	62N6.00	A/N 28 week examination
24	31250	6283	A/N care: primip. < 17 years
25	30209	ZV27000	[V]Single live birth
26	20573	Q48D000	[X]Fresh stillbirth
27	11966	ZV27.11	[V]Live birth
28	8906	ZV27.12	[V]Stillbirth
29	41253	7F...11	Childbirth operations
30	10719	6331	Single live birth
31	28726	7F19100	Water birth delivery
32	58978	Q20y.00	Other specified birth trauma
33	37884	Z254D00	Face to pubes birth
34	72025	ZV3zz00	[V]Unspecified birth, NOS
35	8776	Q48D.00	[X] Stillbirth
36	5253	633a.00	Birth of child
37	31203	6332	Single stillbirth
38	13287	633..11	Livebirth
39	17354	633..13	Triplet birth
40	1825	633..14	Twin birth
41	1214	6311	Home birth
42	2353	63E2.00	Normal birth
43	974	Q4z..15	Stillbirth NEC
44	110211	633C.00	Intrapartum stillbirth
45	70813	ZV27500	[V]Other multiple birth, all live born
46	37878	Z254E11	Multiple birth delivery
47	42324	L34z.00	Vulval/perineal trauma during delivery NOS
48	55124	L39yz00	Other complications of labour and delivery NOS
49			
50			
51			
52			
53			
54			
55			
56			
57			
58			
59			
60			

1			
2			
3			
4	27351	Q036.00	Fetus or neonate affected by precipitate delivery
5	43918	L340400	Fourchette tear during delivery
6	33915	L213.00	Multiple delivery
7	5213	7F16400	Low forceps cephalic delivery
8			
9	25223	L396.00	Vacuum extractor delivery
10	57957	7F1Ay00	Other specified other method of delivery
11	7670	L398z00	Caesarean delivery NOS
12	24243	L263400	Labour and delivery complic by meconium in amniotic fluid
13	15828	14Y4.00	Born by breech delivery
14	69780	Lyu5100	[X]Other and unspecified forceps delivery
15	62862	L342200	Third degree perineal tear during delivery with p/n problem
16	68752	Z253300	Normal rate of delivery
17	33773	7F19y00	Other specified normal delivery
18			
19	30775	62B8.00	Midwife unit delivery booking
20	6452	L395.00	Forceps delivery
21	239	L20..11	Spontaneous vaginal delivery
22			
23	95858	L34y100	Other vulval/perineal trauma during delivery- delivered
24	29070	7F15000	Spontaneous breech delivery
25	19605	L341z00	Second degree perineal tear during delivery NOS
26	57945	7F17200	Vacuum delivery before full dilation of cervix
27	72022	L343000	Fourth degree perineal tear during delivery, unspecified
28	19607	L344000	Unspecified perineal laceration during delivery, unspecified
29	3365	L142.11	Premature delivery
30			
31	27914	62V..00	Delivery place planned
32	90885	Lyu4900	[X]Labour+delivery complicated by other cord entanglement
33	56310	Z25..00	Delivery observations
34	12052	Z257.00	Delivery normal
35	11532	7F14.00	Breech extraction delivery
36	13164	62BZ.00	Delivery booking - place NOS
37	61212	L34y.00	Other vulval and perineal trauma during delivery
38	61077	7F16200	Mid forceps cephalic delivery with rotation
39	5866	7F1..00	Induction and delivery operations
40	65940	7F16500	Trial of forceps delivery
41	19608	L340z00	First degree perineal tear during delivery NOS
42	52875	L398000	Caesarean delivery unspecified
43	83535	Lyu5000	[X]Other single spontaneous delivery
44	47625	Z22C200	Estimated date of delivery from last normal period
45	17744	7F13100	Lower uterine segment caesarean delivery NEC
46	15073	7F13y00	Other specified other caesarean delivery
47	9800	L398300	Delivery by elective caesarean section
48	37699	L396z00	Vacuum extractor delivery NOS
49	72021	L343100	Fourth degree perineal tear during delivery - delivered
50	107136	Q031.11	Fetus affected by malpresentation during delivery
51	17684	L395.11	Keilland's forceps delivery
52	20425	L395.12	Neville - Barnes forceps delivery
53			
54			
55			
56			
57			
58			
59			
60			

1			
2			
3			
4	4780	L20..00	Normal delivery in a completely normal case
5	5868	Ly0..00	Spontaneous vertex delivery
6	106113	Lyu5800	[X]Multiple delivery, unspecified
7	62406	L323000	Delayed delivery second twin unspecified
8	61540	Z212100	Delivery place planned
9	47157	L34zz00	Vulval/perineal trauma during delivery NOS
10	58176	62C2.00	Full stay delivery booking
11	32283	Z212200	Home delivery planned
12	106808	L34z200	Vulval/perineal trauma during delivery NOS with p/n problem
13	740	7F12.00	Elective caesarean delivery
14	111579	Z263300	Condition of membranes at delivery
15	34102	Z262700	Incomplete placenta at delivery
16	21554	7F16900	Kielland forceps cephalic delivery with rotation
17	31254	L340100	First degree perineal tear during delivery - delivered
18	23394	7F16300	Mid forceps cephalic delivery NEC
19	54591	7F14z00	Breech extraction delivery NOS
20	3085	7F12z00	Elective caesarean delivery NOS
21	22491	Ly1..00	Spontaneous breech delivery
22	19609	L340600	Vaginal tear during delivery
23	39168	L342100	Third degree perineal tear during delivery - delivered
24	44235	L296.00	Vaginal delivery following previous caesarean section
25	40706	L344z00	Unspecified perineal laceration during delivery NOS
26	27993	62V0.00	Home delivery planned
27	58721	L20z.00	Normal delivery in completely normal case NOS
28	33477	L398100	Caesarean delivery - delivered
29	27963	L323.00	Delayed delivery of second twin, triplet etc
30	37509	7F1A300	Drainage of hydrocephalus of fetus to facilitate delivery
31	30806	L34yz00	Other vulval/perineal trauma during delivery NOS
32	30373	Z22C100	Estimated date of delivery from last period
33	42572	L323100	Delayed delivery second twin - delivered
34	15514	7F13000	Upper uterine segment caesarean delivery NEC
35	47546	7F12y00	Other specified elective caesarean delivery
36	86399	7F17y00	Other specified vacuum delivery
37	13352	L34..00	Trauma to perineum and vulva during delivery
38	49446	L396100	Vacuum extractor delivery - delivered
39	15256	L344.00	Unspecified perineal laceration during delivery
40	37054	L341100	Second degree perineal tear during delivery - delivered
41	3108	7F1B000	Episiotomy to facilitate delivery
42	47863	Lyu5200	[X]Other single delivery by caesarean section
43	9160	Z257100	Spontaneous vertex delivery
44	58844	L396000	Vacuum extractor delivery unspecified
45	57488	L34z100	Vulval/perineal trauma during delivery NOS - delivered
46	27731	L345.12	Vulval and perineal haematoma during delivery
47	104872	L143100	Premature labour with premature delivery
48	42275	L395300	Mid-cavity forceps delivery
49			
50			
51			
52			
53			
54			
55			
56			
57			
58			
59			
60			

1			
2			
3			
4	40876	L342z00	Third degree perineal tear during delivery NOS
5	93273	L39z100	Complications of labour and delivery NOS - delivered
6	42755	L387.00	Spinal/epidural ansth-induced headache dur labour/delivery
7	57789	L395400	Delivery by combination of forceps and vacuum extractor
8			
9	19603	L340000	First degree perineal tear during delivery, unspecified
10	4786	L213200	Multiple delivery, all by caesarean section
11	20002	7F16000	High forceps cephalic delivery with rotation
12	66501	L39zz00	Complications of labour and delivery NOS
13	34333	Z262711	Incomplete delivery of placenta
14	19602	L341000	Second degree perineal tear during delivery, unspecified
15	39866	7F1A200	Cleidotomy of fetus to facilitate delivery
16			
17	30805	L34y000	Other vulval/perineal trauma during delivery, unspecified
18	11530	Z254900	Vaginal delivery
19			
20	67489	L34z000	Vulval/perineal trauma during delivery NOS unspec
21	4638	7F13.00	Other caesarean delivery
22	40744	Z254A00	Abnormal delivery
23			
24	25157	L142100	Early onset of delivery - delivered
25	17704	L395.13	Simpson's forceps delivery
26			
27	39573	Z265900	Umbilical cord not around baby's neck at delivery
28	5033	7F16100	High forceps cephalic delivery NEC
29	26549	62B1.00	Delivery: no place booked
30	50293	7F1z.00	Induction and delivery operations NOS
31			
32	67862	L39..00	Other complications of labour and delivery NEC
33	63277	L393.00	Acute renal failure following labour and delivery
34	32380	L34..12	Vulval delivery trauma
35			
36	23866	7F1B100	Symphysiotomy to facilitate delivery
37	618	L398400	Delivery by emergency caesarean section
38	66315	Lyu5500	[X]Other specified assisted single delivery
39	23791	L38A.00	Failed or difficult intubation during labour and delivery
40	99608	7F1Bz00	Other operation to facilitate delivery NOS
41			
42	98749	7F1B400	Incision of cervix to facilitate delivery
43	30274	L395200	Low forceps delivery
44			
45	35190	7F13z00	Other caesarean delivery NOS
46	40710	L395z00	Forceps delivery NOS
47	26712	L340300	Labial tear during delivery
48	62789	Q031.00	Fetus/neonate affected by malposition/disproportion-delivery
49	2624	Q033.00	Fetus or neonate affected by vacuum extraction delivery
50			
51	19599	L340.00	First degree perineal tear during delivery
52	11650	L342.00	Third degree perineal tear during delivery
53			
54	51736	7F17100	Low vacuum delivery
55	36703	L345.00	Vulval and perineal haematoma during delivery
56	2458	7F17.00	Vacuum delivery
57			
58	22975	62B3.00	G.P. unit delivery booking
59	32988	62B5.00	Private home delivery booking
60	49485	L263600	Labour+delivery complicatd by biochem evidence/fetal stress

1			
2			
3			
4	5522	L3z..00	Complications of labour and delivery NOS
5	103319	Lyu4.00	[X]Complications of labour and delivery
6	14789	Q030.11	Fetus affected by breech delivery
7	34411	Z254300	Delivered by mid-cavity forceps delivery
8	48230	Z254800	Deliveries by spontaneous breech delivery
9	36137	L142z00	Early onset of delivery NOS
10	59941	L142000	Early onset of delivery unspecified
11	20738	7F19000	Manually assisted vaginal delivery
12	34628	7F16600	Failed forceps delivery
13	33480	7F16y00	Other specified forceps cephalic delivery
14	37245	L345000	Vulval and perineal haematoma during delivery, unspecified
15	43959	633Z.00	Outcome of delivery NOS
16	70615	L345z00	Vulval and perineal haematoma during delivery NOS
17	60953	Z253211	Precipitate delivery
18	53572	L3y..00	Other specified complications of labour or delivery
19	9668	7F12100	Elective lower uterine segment caesarean delivery
20	9791	Z257.15	ND - Normal delivery
21	9625	L263300	Labour and delivery complicated by fetal heart rate anomaly
22	28861	L398500	Delivery by caesarean hysterectomy
23	49733	L388.00	Cardiac comps of anaesthesia during labour and delivery
24	15480	14Y3.00	Born by normal vaginal delivery
25	98059	Lyu5400	[X]Other manipulation-assisted delivery
26	69971	Z253100	Slow rate of delivery
27	61226	ZV27y00	[V]Other specified outcome of delivery
28	105276	7F14000	Breech extraction delivery with version
29	103890	1514000	Estimated date of delivery from last period
30	101229	Z255A00	Observation of delivery push in labour
31	50675	L395100	Forceps delivery - delivered
32	44472	L39y.00	Other complications of labour and delivery
33	48742	Z254C00	Face delivery
34	33884	L213000	Multiple delivery, all spontaneous
35	14892	7F17z00	Vacuum delivery NOS
36	64464	7F15z00	Other breech delivery NOS
37	13163	62B..00	Delivery booking place
38	105419	7F17000	High vacuum delivery
39	8879	1514.12	Estimated date of delivery
40	720	L398.00	Caesarean delivery
41	29885	L3...00	Complications occurring during labour and delivery
42	14727	14Y1.00	Born by forceps delivery
43	15675	14Y5.00	Born by ventouse delivery
44	167	7F19.00	Normal delivery
45	32991	62C1.00	Short stay delivery booking
46	688	7F17.11	Ventouse delivery
47	463	L222.12	Breech delivery
48	6141	L396.11	Ventouse delivery
49			
50			
51			
52			
53			
54			
55			
56			
57			
58			
59			
60			

1			
2			
3			
4	28903	Z254200	Delivered by low forceps delivery
5	100597	L39y100	Other complications of labour and delivery - delivered
6	12014	ZV27.00	[V]Outcome of delivery
7	61259	7F12000	Elective upper uterine segment caesarean delivery
8			
9	105032	L143000	Premature labour without delivery
10	42885	Z254.00	Observation of pattern of delivery
11	107557	63D7.00	Complete placenta at delivery
12	37254	Q030.00	Fetus or neonate affected by breech delivery and extraction
13	3078	Q032.00	Fetus or neonate affected by forceps delivery
14	19600	L341.00	Second degree perineal tear during delivery
15	39576	L343.00	Fourth degree perineal tear during delivery
16			
17	31280	L340500	Vulval tear during delivery
18	25545	Z212300	Delivery place booked
19			
20	70242	7F16700	Barton forceps cephalic delivery with rotation
21	71057	L345100	Vulval and perineal haematoma during delivery - delivered
22	1279	7F16.00	Forceps cephalic delivery
23			
24	22976	62B2.00	Home delivery booked
25	41414	62B6.00	Delivery booking place changed
26			
27	104873	L143.00	Premature labour and delivery
28	50847	L398600	Caesarean delivery following previous Caesarean delivery
29	18287	7F22500	Normal delivery of placenta
30	19604	L342000	Third degree perineal tear during delivery, unspecified
31	2943	L222.11	Assisted breech delivery
32			
33	96089	Z253200	Rapid rate of delivery
34	8967	7F19z00	Normal delivery NOS
35			
36	51065	62CZ.00	Delivery booking - stay NOS
37	33378	7F15.00	Other breech delivery
38			
39	53937	L395000	Forceps delivery unspecified
40	90497	L39z400	Complications of labour and delivery NOS with p/n problem
41	23994	7F15100	Assisted breech delivery
42			
43	60256	Z254B00	Brow delivery
44	60538	L213100	Multiple delivery, all by forceps and vacuum extractor
45	15926	7F15y00	Other specified other breech delivery
46	95780	Z262600	Complete placenta at delivery
47	65702	L38..00	Complications of anaesthesia during labour and delivery
48	14686	7F16z00	Forceps cephalic delivery NOS
49			
50	67052	L344100	Unspecified perineal laceration during delivery - delivered
51	15167	L142.00	Early onset of delivery
52	11194	Z257.12	Spontaneous vaginal delivery
53			
54	25681	Z257.13	SVD - Spontaneous vaginal delivery
55	9383	Z257.11	Normal delivery
56	17492	Z257.14	FTND - Full term normal delivery
57			
58	31780	L222.13	Spontaneous breech delivery
59	22498	Z253.12	Rate of delivery
60	52151	Lyu4800	[X]Labour+delivery complicat/oth evidence of fetal distress

1			
2			
3			
4	39319	8HE7.00	Discharged from hospital within 6 hours of delivery
5	73048	7F14y00	Other specified breech extraction delivery
6	109452	7F1By00	Other specified other operation to facilitate delivery
7	69920	L39z.00	Complications of labour and delivery NOS
8	57652	L343z00	Fourth degree perineal tear during delivery NOS
9	53100	7F20z00	Instrumental removal products of concep delivered uterus NOS
10	41494	7F21z00	Manual removal products of conception delivered uterus NOS
11	27800	L124300	Mild or unspecified pre-eclampsia - not delivered
12	41588	L112200	Placental abruption - not delivered
13	3364	L126300	Eclampsia - not delivered
14	65759	L244300	Other uterine/pelvic floor abnormal - baby not yet delivered
15	62880	L110200	Placenta praevia without haemorrhage - not delivered
16	69002	L11y200	Other antepartum haemorrhage - not delivered
17	67447	L125300	Severe pre-eclampsia - not delivered
18	64752	L111200	Placenta praevia with haemorrhage - not delivered
19	53160	L127300	Pre-eclampsia or eclampsia with hypertension - not delivered
20	31617	L130200	Mild hyperemesis-not delivered
21	57852	L100200	Threatened abortion - not delivered
22	64298	L141100	Other threatened labour - not delivered
23	54082	L169300	Herpes gestationis - not delivered
24	48830	L140100	Threatened premature labour - not delivered
25	54576	Z252.00	Mother not delivered
26	2549	L222.00	Breech presentation
27	13288	2722	O/E - breech presentation
28	46298	L222z00	Breech presentation NOS
29	55359	Q017100	Fetus/neonate affected by breech presentation before labour
30	56867	L300300	Obstructed labour due to breech presentation
31	66786	L397z00	Breech extraction NOS
32	48516	Z254400	Deliveries by breech extraction
33	4955	L397.00	Breech extraction
34	66106	L397000	Breech extraction unspecified
35	15610	7F06300	External version of breech
36	1534	7F14100	Forceps to aftercoming head (breech)
37	66307	L222000	Breech presentation unspecified
38	16097	Q214z00	Liveborn with unspecified fetal distress NOS
39	33258	L512.00	Maternal care for diminished fetal movements
40	67883	L514.00	Maternal care for poor fetal growth
41	50733	L263.12	Fetal bradycardia
42	23009	Q213.11	Fetal distress in labour - liveborn
43	48463	Q410.00	Fetal blood loss
44	23565	L25..00	Known or suspected fetal abnormality
45	43428	ZV28400	[V]Screening for fetal growth retardation using ultrasonics
46	5479	Q212.00	Liveborn with prelabour fetal distress
47	106201	Qyu5400	[X]Other specified fetal and neonatal haemorrhages
48	31481	7F04300	Electrode applied to fetal scalp
49			
50			
51			
52			
53			
54			
55			
56			
57			
58			
59			
60			

1			
2			
3			
4	107512	Q102.11	Fetal malnutrition without mention of 'light for dates'
5	96711	Q408200	Escherichia coli intra-amniotic fetal infection
6	98261	7F27y00	OS non routine obstetric scan for fetal observations
7	43893	Q470.00	Idiopathic hydrops fetalis
8	19590	62O1.00	Fetal movements felt
9	48576	L22y.00	Other fetal malposition and malpresentation
10	64959	7F01100	Fetoscopic examination of fetus and sampling of fetal blood
11	36640	L265300	Maternal care for poor fetal growth
12	59566	Q41yz00	Fetal or newborn haemorrhage NOS
13	72837	2763	O/E - fetal heart 40-80
14	62654	4H72.00	Amniotic fetal cell abnormal
15	28977	L237.00	Other fetal abnormality causing disproportion
16	46514	L263700	Maternal care for fetal hypoxia
17	60301	7P0H500	Fetal echocardiography
18	27801	2755	O/E - fetal movement diminished
19	67438	Q40y000	Intrauterine fetal sepsis, unspecified
20	63905	Lyu3A00	[X]Maternal care/known or suspected fetal problem,unspecifd
21	46784	Q023200	Fetus/neonate affected by materno-fetal transplacental trans
22	50281	Q213z00	Liveborn with labour fetal distress NOS
23	25153	2753	O/E - fetal movements felt
24	103893	7F27400	Fetal ascites scan
25	66619	Q023011	Fetus/neonate affected by feto-fetal transplacental transfus
26	101225	BBK3400	[M]Fetal rhabdomyoma
27	104765	Q102.00	Fetal malnutrition, no mention light or small for gest age
28	96669	L22z.00	Fetal malposition and malpresentation NOS
29	55071	Z271C00	Fetal heart baseline pattern
30	22815	275..00	O/E - fetal movements
31	69819	274Z.00	O/E - fetal station NOS
32	56744	Q10..11	Fetal malnutrition
33	9164	584..11	Fetal U-S scan
34	66175	Q45z.00	Fetal or newborn blood disorder NOS
35	102019	Q410600	Fetal haemorrhage into mother's circulation
36	104829	L260000	Fetal-maternal haemorrhage unspecified
37	97471	Q212z00	Liveborn with prelabour fetal distress NOS
38	100323	4H7..00	Amniotic fetal cell study
39	73393	4H71.00	Amniotic fetal cell study: NAD
40	53296	42YG.00	Fetal cell test
41	48798	Q45..00	Fetal and newborn blood disorders
42	21893	L510.00	Maternal care for hydrops fetalis
43	60774	Z271100	Fetal heart acceleration
44	62898	2768	O/E - fetal heart 180-200
45	95881	2762	O/E - fetal heart < 40
46	70856	2764	O/E - fetal heart 80-100
47	67186	272Z.00	O/E - fetal presentation NOS
48	38608	L250.11	Suspect fetal anencephaly
49			
50			
51			
52			
53			
54			
55			
56			
57			
58			
59			
60			

1			
2			
3	8846	L250.13	Suspect fetal spina bifida
4	55152	Q408.00	Intra-amniotic fetal infection
5	104218	L300000	Obstructed labour due to fetal malposition unspecified
6	99494	Q455000	Congenital anaemia from fetal blood loss
7	91908	7F27200	Fetal biometry
8	95754	Q408z00	Intra-amniotic fetal infection NOS
9	62629	Q41yy00	Other specified fetal or newborn haemorrhage
10	95064	Q41y.00	Other fetal and newborn haemorrhage
11	19575	Q10z.00	Fetal growth retardation NOS
12	31033	7F03100	Percutaneous insertion of fetal pleuroamniotic shunt
13	53241	Q214100	Liveborn with fetal hypoxia, unspecified
14	26707	2766	O/E - fetal heart 120-160
15	38846	Z271D00	Normal fetal heart baseline pattern
16	44071	Q479.00	Non-immune hydrops fetalis
17	64335	L263000	Fetal distress unspecified
18	23590	L300.00	Obstructed labour due to fetal malposition
19	102073	Q410z00	Fetal blood loss NOS
20	53687	2752	O/E - fetal movements seen
21	42093	5846	U-S scan - fetal maturity
22	3620	Q214.00	Liveborn with fetal distress, unspecified
23	63024	2726	O/E -fetal presentation unsure
24	104845	Q410700	Fetal exsanguination
25	59679	276Z.00	O/E - fetal heart NOS
26	100297	L22zz00	Fetal malposition and malpresentation NOS
27	34777	Q10..00	Slow fetal growth and fetal malnutrition
28	98499	L25z300	Maternal care for suspect fetal abnormal and damage, unspec
29	96222	L25z400	Maternal care for fetal abnormality and damage, unspecified
30	41908	Q3z..00	Fetal or newborn respiratory problems NOS
31	28184	Q436z00	Unspecified fetal or neonatal jaundice NOS
32	11589	7F25100	Fetal heart monitoring in labour
33	35680	Q423.00	Hydrops fetalis due to isoimmunisation
34	45439	Lyu3900	[X]Maternal care/oth spcf known or suspected fetal problems
35	12013	L268000	Reduced fetal movements
36	19581	Q436.00	Fetal and neonatal jaundice, unspecified
37	32184	L267500	Other fetal problems
38	68996	2765	O/E - fetal heart 100-120
39	62903	2767	O/E - fetal heart 160-180
40	70845	Z271E00	Sinusoidal pattern of fetal heart
41	52308	Q211.00	Fetal death due to labour anoxia
42	101119	2769	O/E - fetal heart > 200
43	27868	2761	O/E - fetal heart not heard
44	39218	5858200	Ultrasonic doppler for fetal heart sounds
45	2437	2751	O/E - no fetal movements
46	13276	L263.00	Fetal distress - affecting management
47	49294	L26..00	Other fetal and placental problems
48			
49			
50			
51			
52			
53			
54			
55			
56			
57			
58			
59			
60			

1			
2			
3			
4	41919	5849	U-S scan - fetal presentation
5	72159	5845	U-S scan - fetal cephalometry
6	91933	Q410000	Fetal blood loss, unspecified
7	85992	7F27.00	Non routine obstetric scan for fetal observations
8	95538	Z271B00	Poor baseline variability in fetal heart rate
9	36195	L268.00	Other fetal problems
10	8147	L264.11	Fetal death in utero
11	94785	9Nk3.00	Seen in fetal medicine clinic
12	91477	7F03300	Percutaneous insertion of fetal pleural drain
13	19720	7F25.11	Fetal monitoring
14	983	Q....11	Fetal and neonatal conditions
15	26710	272..00	O/E - fetal presentation
16	45963	5847	U-S scan - fetal abnormality
17	46413	L250.12	Suspect fetal hydrocephaly
18	48801	Q41..00	Fetal and neonatal haemorrhage
19	95875	7F27z00	Non routine obstetric scan for fetal observations NOS
20	39868	Q420.11	Erythroblastosis fetalis
21	50201	Q31..00	Other fetal and newborn respiratory conditions
22	55607	Z271900	Fetal heart rate variability
23	47149	Z271F00	Fetal heart deceleration
24	102894	L260z00	Fetal-maternal haemorrhage NOS
25	91773	Z271A00	Good baseline variability in fetal heart rate
26	46502	Q21..12	Labour fetal anoxia
27	46431	7F04100	Percutaneous sampling of fetal blood
28	9501	7F25000	Fetal heart monitoring NEC
29	19582	Q493.00	Persistent fetal circulation
30	7681	276..00	O/E - fetal heart heard
31	62316	L51..00	Maternal care for other known or suspected fetal problems
32	53420	L263.13	Fetal tachycardia
33	54004	7F03000	Percutaneous insertion of fetal vesicoamniotic shunt
34	34132	Q212.11	Fetal distress before labour - liveborn
35	42322	Q213.00	Liveborn with labour fetal distress
36	20320	Q210.00	Fetal death due to prelabour anoxia
37	107794	4H7Z.00	Amniotic fetal cell study NOS
38	106136	Q410200	Fetal placental blood loss
39	66335	L260.00	Fetal-maternal haemorrhage
40	53863	L263z00	Fetal distress NOS
41	41102	L263500	Lab+del comp fetal ht rate anom wth meconium in amnio fluid
42	35214	Z271912	FHRV - Fetal heart rate variability
43	26401	Q214.11	Fetal distress, unspecified when, liveborn
44	54687	L51X.00	Maternal care/known or suspected fetal problem,unspecifd
45	37752	62O3.00	Fetal maturity: dates = size
46	55493	62O2.00	Fetal movements seen
47	52857	275Z.00	O/E - fetal movements NOS
48	110134	Z271G00	Early fetal heart deceleration
49			
50			
51			
52			
53			
54			
55			
56			
57			
58			
59			
60			

1			
2			
3			
4	13299	Q42X.00	Hydrops fetalis due to other+unspcfd haemolytic disease
5	100342	PK81.00	Fetal hydantoin syndrome
6	50913	P7z..11	Fetal circulation
7	51372	Q311z11	Pneumonitis due to fetal aspiration
8	97985	Z271H00	Late fetal heart deceleration
9	95649	L263.11	Fetal acidosis
10	48784	62O4.00	Fetal maturity: dates not=size
11	66428	Q026.11	Fetus affected by cord problems
12	1017	Q034.00	Fetus or neonate affected by caesarean section
13	97885	7F01000	Fetoscopic examination of fetus and biopsy of fetus
14	47151	L220.00	Fetus - unstable lie
15	97186	7F03z00	Therapeutic percutaneous operation on fetus NOS
16	26685	Q035600	Fetus/neonate affected by other maternal opiates in lab/del
17	62776	Q037.11	Fetus or neonate affected by hypertonic labour
18	5538	Q024.00	Fetus or neonate affected by prolapsed cord
19	91659	Q022.00	Fetus/neonate affected by placental abnormality NEC
20	105625	Q027.00	Fetus or neonate affected by chorioamnionitis
21	72118	L257.00	Fetus with damage due to intra-uterine contraceptive device
22	52007	L255.00	Fetus with drug damage
23	73892	Q00z.00	Fetus or neonate affected by maternal medical problem NOS
24	67326	Q04X.00	Fetus+newborn affected/other maternal noxious influences
25	69257	L25y000	Fetus with other damage NEC, unspecified
26	71987	Q007A00	Fetus/neonate affect-plac./breast transf hypoglycaemic agent
27	63290	Q101.00	Fetus small-for-dates with signs of malnutrition
28	52669	Q031200	Fetus/neonate affect persistent occip-posterior - labour/del
29	61063	L25zz00	Fetus with damage NOS
30	99136	Q021200	Fetus/neonate affected by placental damage-amniocentesis
31	45440	7F00.00	Therapeutic fetoscopic operations on fetus
32	30979	7N61200	[SO]Fetus
33	69435	7F02z00	Selective destruction of fetus NOS
34	61452	7F0z.00	Fetus and gravid uterus operations NOS
35	46724	Q022200	Fetus or neonate affected by placental insufficiency
36	105097	L250300	Maternal care for suspected CNS malformation in fetus
37	52633	Q021111	Fetus affected by placental abruption
38	36894	Q100.11	Fetus small-for-dates (SFD), without mention of malnutrition
39	94808	Q017600	Fetus or neonate affected by face presentation before labour
40	103741	7F2A211	Doppler ultrasound scan of middle cerebral artery of fetus
41	51177	L5...00	Maternal care for fetus
42	106508	7F03600	Percutaneous laser ablation of lesion of fetus
43	44173	5391	Obstetric X-ray - fetus
44	38864	L160.00	Papyraceous fetus
45	48156	Q025000	Fetus or neonate affected by cord round neck
46	59236	L25z.00	Fetus with damage NOS
47	53074	L251z00	Fetus with chromosomal abnormality NOS
48	66699	PK83.00	Fetus and newborn affected by maternal use of alcohol
49			
50			
51			
52			
53			
54			
55			
56			
57			
58			
59			
60			

1			
2			
3			
4	66571	Qyu5200	[X]Oth intracranial(nontraumatic)haemorrhages/fetus+newborn
5	31923	Q021300	Fetus/neonate affected by placental damage-caesarean section
6	72366	7F02y00	Other specified selective destruction of fetus
7	62819	7F04z00	Diagnostic percutaneous examination of fetus NOS
8	72973	Qyu5500	[X]Other haemolytic diseases of fetus and newborn
9	45653	Q025.00	Fetus or neonate affected by other cord compression
10	23483	Q023.00	Fetus or neonate affected by placental transfusion syndrome
11	97240	Q027100	Fetus or neonate affected by amnionitis
12	72834	Q41z.00	Haemorrhage of fetus and newborn NOS
13	52950	Q013.00	Fetus or neonate affected by maternal polyhydramnios
14	41937	5848	U-S scan - multiple fetus
15	63077	Q00y.00	Fetus or neonate affected by other maternal condition
16	34695	L22..11	Malpresentation of fetus
17	15495	Q42z.00	Haemolytic disease of fetus/newborn due isoimmunisation NOS
18	22032	Q100.00	Fetus small-for-dates, without mention of malnutrition
19	43005	Q200012	Intracranial haemorrhage in fetus or newborn
20	36559	Q200011	Intracerebral haemorrhage in fetus or newborn
21	71279	L250000	Fetus with central nervous system malformation unspecified
22	40870	Q020.00	Fetus or neonate affected by placenta previa
23	85238	Qyu5F00	[X]Intracranial nontraumatic haemorrhage fetus newborn unsp
24	106959	Qyu0200	[X]Fetus and newborn affected by other maternal conditions
25	46283	7F0..00	Fetus and gravid uterus operations
26	682	Q42..00	Haemolytic disease of fetus/newborn due to isoimmunisation
27	27334	Q026z00	Fetus or neonate affected by cord problems NOS
28	50530	7F0y.00	Other specified operations on fetus or gravid uterus
29	28487	Q....13	Fetus and neonate conditions
30	71910	Q037200	Fetus or neonate affected by hypertonic uterine dysfunction
31	70737	L25z000	Fetus with damage NOS, unspecified
32	56697	Q041.00	Fetus and newborn affect by mat use of nutritional chem subs
33	54726	L251400	Maternal care for chromosomal abnormality in fetus
34	101599	L253300	Maternal care for damage to fetus from maternal rubella
35	101893	L251300	Maternal care for suspected chromosomal abnormality in fetus
36	66526	Q035200	Fetus/neonate affected by mat general anaesthesia - lab/del
37	99890	Q021400	Fetus/neonate affect by placental damage-surgical induction
38	44479	Q200511	Intracerebral haematoma in fetus or newborn
39	47219	Q035300	Fetus/neonate affected by mat epidural anaesth - labour/del
40	52526	Q200600	Extradural haemorrhage in fetus or newborn
41	105735	Q007B00	Fetus/neonate affected-plac./breast transfer endocrine agent
42	21382	27B..00	O/E - viable fetus
43	100241	L25y.00	Fetus with other damage NEC
44	26840	Q017500	Fetus or neonate affected by unstable lie before labour
45	95128	9d06.00	Fetus
46	26631	Q000.00	Fetus or neonate affected by maternal hypertensive disease
47	73317	L252.00	Fetus with hereditary disease
48	48583	Q031600	Fetus/neonate affected by disproportion during labour/delive
49			
50			
51			
52			
53			
54			
55			
56			
57			
58			
59			
60			

1			
2			
3			
4	71637	Q017.11	Fetus affected by malpresentation
5	71495	L250z00	Fetus with central nervous system malformation NOS
6	60841	Q013.11	Fetus affected by hydramnios
7	55149	Qyu0100	[X]Fetus+newborn affectd/oth medical procedure on mother,NEC
8			
9	100666	L252z00	Fetus with hereditary disease NOS
10	66748	Qyu0C00	[X]Fetus+newborn affected/other maternal noxious influences
11	43958	Q023000	Fetus/neonate affected by twin-to-twin transplacental transf
12	23617	L22..00	Malposition and malpresentation of fetus
13	68016	L253.11	Fetus with suspected rubella damage via mother
14	65716	Q011.00	Fetus/neonate affected maternal premature rupture membrane
15	20721	7F0..11	Fetus operations
16			
17	59580	7F0..12	Fetus & gravid uterus ops
18	72558	Q016.00	Fetus or neonate affected by maternal death
19			
20	38043	Q200500	Cerebral haematoma in fetus or newborn
21	52299	Q007200	Fetus/neonate affected by placental/breast transfer narcotic
22	68169	Q021.00	Fetus/neonate affect other placental separation/haemorrhage
23	37055	Q035500	Fetus/neonate affected by maternal pethidine in labour/deliv
24	16963	7F00000	Fetoscopic blood transfusion of fetus
25			
26	61596	Q017300	Fetus or neonate affected by oblique lie before labour
27	55761	Q021500	Fetus or neonate affected by premature placental separation
28	44644	L250.00	Fetus with central nervous system malformation
29	58187	Lyu4500	[X]Obstructed labour due to other abnormalities of fetus
30	108080	Qyu0.00	[X]Fetus/newborn affected by maternal factors+complications
31	91434	L251.12	Suspect mongol fetus
32	42661	Q021011	Fetus affected by APH - antepartum haemorrhage
33	63309	Q037312	Fetus/neonate affected by uterine dysfunction in labour/del
34	95638	Q101.11	Fetus small-for-dates (SFD) with signs of malnutrition
35	69015	L251.11	Suspect cystic fibrosis fetus
36	64430	Q007C00	Fetus/neonate affected-plac./breast transfer addictive drug
37	59171	Q017400	Fetus or neonate affected by transverse lie before labour
38	57828	7F03200	Percutaneous blood transfusion of fetus
39	24701	2754	O/E - fetus very active
40	72833	Q02z.00	Fetus/neonate affected by abnormalities chorion/amnion NOS
41	104029	Qyu0B00	[X]Fetus and newborn affected by other maternal medication
42	70901	Q023100	Fetus/neonate affected by feto-maternal transplacental trans
43	7103	Q000.11	Fetus affected by maternal toxemia
44	109421	Q03y400	Fetus or neonate affected by long labour
45	20544	Q031611	Fetus/neonate affected-cephalopelvic disproportion lab./del.
46	99563	27A..11	O/E - VE - descent of fetus
47	50555	Q012.00	Fetus or neonate affected by maternal oligohydramnios
48	101603	Q010.00	Fetus or neonate affected by maternal incompetent cervix
49	72348	Q007800	Fetus/neonate affected-plac./breast transfer chemotherapy
50	30692	L251.00	Fetus with chromosomal abnormality
51	45856	Q002.00	Fetus or neonate affected by maternal infections
52	49959	Q005.00	Fetus or neonate affected by maternal injury
53			
54			
55			
56			
57			
58			
59			
60			

1			
2			
3			
4	93329	Q007400	Fetus/neonate affected-placental/breast transfer anti-infect
5	72729	L253.00	Fetus with viral damage via mother
6	63648	Q021000	Fetus/neonate affected by antepartum haemorrhage unspecified
7	96742	Q007300	Fetus/neonate affected-placenta/breast transfer hallucinogen
8	68851	Q00..00	Fetus or neonate affected by maternal medical problems
9	54690	L250400	Maternal care for CNS malformation in fetus
10	108565	Qyu0700	[X]Fetus+newborn affectd/oth+unspcfd conditns/umbilical cord
11	108626	Qyu7.00	[X]Digestive system disorders of fetus and newborn
12	38660	Q3...00	Fetus and newborn respiratory conditions
13	42226	Q017200	Fetus or neonate affected by external version before labour
14	71951	Q037300	Fetus or neonate affected by uterine inertia or dysfunction
15	71552	L235.00	Large fetus causing disproportion
16	67572	Q031000	Fetus/neonate affected by mat bony pelvis abn in labour/del
17	65059	Qyu5.00	[X]Haemorrhagic+haematolog disorders of fetus and newborn
18	68687	L266300	Suspected macroscopic fetus
19	52726	Q031500	Fetus/neonate affected by face presentation during labour/de
20	27447	Q031z00	Fetus/neonate affected by malposition/disproportion NOS
21	54311	Q02..00	Fetus/neonate affected by complic of placenta/cord/membrane
22	100074	7F01.00	Diagnostic endoscopic examination of fetus using fetoscope
23	101984	7F03.00	Therapeutic percutaneous operations on fetus
24	70393	7F04.00	Diagnostic percutaneous examination of fetus
25	102078	Q027z00	Fetus or neonate affected by chorioamnionitis
26	58773	Q026.00	Fetus or neonate affected by other specified cord problems
27	102535	7F00.12	Therapeutic foetoscopic operations on fetus
28	35777	Q417.00	Intracranial nontraumatic haemorrhage of fetus and newborn
29	31496	Q007900	Fetus/neonate affected-plac./breast transfer uterine depress
30	107153	Q007x00	Fetus/neonate affected - placental/breast transfer toxic NEC
31	40376	PH11.00	Harlequin fetus
32	56666	L256.00	Fetus with radiation damage
33	73323	L254.00	Fetus with damage due to other maternal disease
34	73373	Q001.00	Fetus or neonate affected by maternal renal/urinary disease
35	96331	L258.00	Fetus with cardiovascular abnormality
36	105261	Q007500	Fetus/neonate affected-placental/breast transfer immune sera
37	57651	7F02.00	Selective destruction of fetus
38	97611	7F03400	Percutaneous insertion of bladder drain to fetus
39	108731	7F03y00	Other specified therapeutic percutaneous operation on fetus
40	70074	Q3y..00	Other specified respiratory problems in fetus or neonate
41	69814	Q022000	Fetus or neonate affected by placental dysfunction
42	69533	L257.12	Fetus with damage due to intra-uterine contraceptive device
43	95909	Q026400	Fetus or neonate affected by vasa praevia of cord
44	55410	L251000	Fetus with chromosomal abnormality unspecified
45	37180	272..11	O/E - lie of fetus
46	69076	Q031300	Fetus/neonate affected by shoulder presentation - labour/del
47	61640	L252000	Fetus with hereditary disease unspecified
48	96614	Q035100	Fetus/neonate affected by mat analgesic agent in labour/del
49			
50			
51			
52			
53			
54			
55			
56			
57			
58			
59			
60			

1			
2			
3			
4			
5			
6			
7			
8			
9			
10			
11			
12			
13			
14			
15			
16			
17			
18			
19			
20			
21			
22			
23			
24			
25			
26			
27			
28			
29			
30			
31			
32			
33			
34			
35			
36			
37			
38			
39			
40			
41			
42			
43			
44			
45			
46			
47			
48			
49			
50			
51			
52			
53			
54			
55			
56			
57			
58			
59			
60			
	42213	Q021100	Fetus or neonate affected by abruptio placentae
	104989	Q018.00	Fetus or neonate affected by maternal postnatal depression
	70739	L25yz00	Fetus with other damage NEC NOS
	42384	Q031400	Fetus or neonate affected by transverse lie in labour/deliv
	72757	Q007100	Fetus/neonate affected by placental/breast transfer alcohol
	51296	Q03y200	Fetus or neonate affected by induction of labour
	111265	Qyu6.00	[X]Transitory endocr & metab disord specif to fetus/newborn
	59070	Q037.00	Fetus or neonate affected by abnormal uterine contractions
	97745	Q007600	Fetus/neonate affected-plac./breast transfer anticonvulsant
	27670	L255300	Maternal care for (suspected) damage to fetus from alcohol
	92824	Q031z11	Fetus or neonate affected by obstructed labour NEC
	99473	Q007.00	Fetus/neonate affected by poison transferred placenta/breast
	50940	5391.11	Fetus - abdominal X-ray, obst.
	72836	Q007w00	Fetus/neonate affected-placenta/breast transfer medicine NEC
	97923	Q025200	Fetus or neonate affected by knot in cord
	68577	Q037100	Fetus or neonate affected by hypertonic labour
	70165	Q016.11	Fetus affected by maternal death
	107075	L043z11	Unspecified inevitable miscarriage without complication
	94976	L044x11	Incomplete inevitable miscarriage with unspecified comp
	17625	L044.11	Inevitable miscarriage incomp
	55404	L045z11	Complete inevitable miscarriage without complication
	12241	L02..11	Missed miscarriage
	107604	L045211	Complete inevitable miscarriage complicated by embolism
	53836	L044z11	Incomplete inevitable miscarriage without complication
	96949	L02..12	Silent miscarriage
	11323	L045.11	Inevitable miscarriage complete
	108742	L045x11	Complete inevitable miscarriage with unspecified comp
	109228	L043y11	Unspecified inevitable miscarriage with OS complication
	11234	L043.11	Inevitable miscarriage unspecified
	92284	L044y11	Incomplete inevitable miscarriage with other specified comp
	48603	L040900	Inevitable miscarriage
	99578	L043x11	Unspecified inevitable miscarriage with unspec complication
	165	L04..11	Miscarriage
	57576	L045y11	Complete inevitable miscarriage with OS complication
	3082	L04..00	Spontaneous abortion
	2187	L05..00	Legally induced abortion
	68740	L041x00	Incomplete spontaneous abortion with complication NOS
	63778	L042x00	Complete spontaneous abortion with complication NOS
	69183	L052100	Complete legal abortion with delayed/excessive haemorrhage
	102820	L050200	Unspecified legal abortion + damage to pelvic organs/tissues
	41098	L050x00	Unspecified legal abortion with complication NOS
	106524	L071100	Unspecified incomplete abortion + delayed/excess haemorrhage
	25883	L071y00	Unspecified incomplete abortion + no mention of complication
	99736	L042000	Complete spontaneous abortion + genital tract/pelvic infect
	99590	L052w00	Complete legal abortion with other specified complication

1			
2			
3	69190	L052000	Complete legal abortion + genital tract or pelvic infection
4	3874	L031200	Tubal abortion
5	56325	L042y00	Complete spontaneous abortion + no mention of complication
6	99955	L040400	Unspecified spontaneous abortion with metabolic disorder
7	60771	L05..11	Elective abortion
8	31431	L05..13	Therapeutic abortion
9	95625	L044200	Incomplete inevitable abortion complicated by embolism
10	40258	L040011	Spontaneous abortion with sepsis
11	72593	L044x00	Incomplete inevitable abortion with unspecified complication
12	49467	L06..12	Self-induced abortion
13	71289	L06..11	Criminal abortion
14	25605	L100z00	Threatened abortion NOS
15	58137	L07z.00	Unspecified abortion NOS
16	1886	L072.00	Unspecified abortion complete
17	70643	L070.00	Unspecified abortion
18	56828	L041w00	Incomp spontaneous abortion + other specified complication
19	28605	L051z00	Incomplete legal abortion NOS
20	38415	L050z00	Unspecified legal abortion NOS
21	97991	L062w00	Complete illegal abortion with other specified complication
22	2034	L10zz11	Inevitable abortion
23	56224	L070z00	Unspecified abortion NOS
24	94404	L061z00	Incomplete illegal abortion NOS
25	104747	L040x00	Unspecified spontaneous abortion with complication NOS
26	8173	L043.00	Inevitable abortion unspecified
27	105470	L040500	Unspecified spontaneous abortion with shock
28	102090	L08y.00	Failed attempted abortion with no mention of complication
29	68311	L044y00	Incomplete inevitable abortion with OS complication
30	9407	6776.11	Abortion counselling
31	33501	L045.00	Inevitable abortion complete
32	1737	L02..00	Missed abortion
33	41606	L06..00	Illegally induced abortion
34	39470	L08..00	Failed attempted abortion
35	7413	L041.00	Spontaneous abortion incomplete
36	1439	L07..00	Unspecified abortion
37	70384	L050y00	Unspecified legal abortion with no mention of complication
38	1879	L071.00	Unspecified abortion incomplete
39	68938	L040y00	Unspec spontaneous abortion without mention of complication
40	49809	L0A..00	Failed attempted abortion
41	41783	L041100	Incomp spontaneous abortion + delayed/excessive haemorrhage
42	73445	L050000	Unspecified legal abortion + genital tract/pelvic infection
43	50612	L052y00	Complete legal abortion with no mention of complication
44	94359	L042w00	Complete spontaneous abortion + other specified complication
45	68669	L040w00	Unspec spontaneous abortion + other specified complication
46	58085	L052z00	Complete legal abortion NOS
47	50903	L0A2.00	Failed medical abortion comp by delayed/excessive haem'ge
48			
49			
50			
51			
52			
53			
54			
55			
56			
57			
58			
59			
60			

1			
2			
3			
4	33964	L0A4.00	Failed medical abortion, without complication
5	56822	L050.00	Legal abortion unspecified
6	51614	L044z00	Incomplete inevitable abortion without complication
7	41118	L08z.00	Failed attempted abortion NOS
8	45806	L070x00	Unspecified abortion with complication NOS
9	39754	L051.11	Medal abortion - incomplete
10	6730	L051.12	Surgical abortion - incomplete
11	35184	L071z00	Unspecified incomplete abortion NOS
12	105603	L052500	Complete legal abortion with shock
13	107159	L08x.00	Failed attempted abortion with complication NOS
14	7817	L042.00	Spontaneous abortion complete
15	106491	L050100	Unspecified legal abortion + delayed/excessive haemorrhage
16	66365	L043y00	Unspecified inevitable abortion with OS complication
17	47931	L050w00	Unspecified legal abortion with other specified complication
18	47298	L052.00	Legal abortion complete
19	71529	L060.00	Illegal abortion unspecified
20	66561	L062.00	Illegal abortion complete
21	96418	L06z.00	Illegally induced abortion NOS
22	56562	L040z00	Unspecified spontaneous abortion NOS
23	47435	L097200	Readmission for retained produc of concept, illegal abortion
24	72307	L040000	Unspec spontaneous abortion + genital tract/pelvic infection
25	73443	L051y00	Incomplete legal abortion with no mention of complication
26	68936	L051100	Incomplete legal abortion + delayed or excessive haemorrhage
27	96652	L051w00	Incomplete legal abortion with other specified complication
28	59084	L071500	Unspecified incomplete abortion with shock
29	53229	L060z00	Unspecified illegal abortion NOS
30	110905	L070w00	Unspecified abortion with other specified complication
31	29439	L041z00	Incomplete spontaneous abortion NOS
32	21805	L097300	Readmission for retained produc of concept, unspec abortion
33	7114	L044.00	Inevitable abortion incomplete
34	59572	L0A3.00	Failed medical abortion, complicated by embolism
35	22379	L04z.00	Spontaneous abortion NOS
36	59116	L045x00	Complete inevitable abortion with unspecified complication
37	12337	L051.00	Legal abortion incomplete
38	41379	L052.11	Medical abortion - complete
39	49849	L052.12	Surgical abortion - complete
40	906	L100.00	Threatened abortion
41	96598	Z22CE00	Number of induced abortions
42	29940	L042z00	Complete spontaneous abortion NOS
43	94270	L043x00	Unspecified inevitable abortion with unspec complication
44	68511	L040100	Unspec spontaneous abortion + delayed/excessive haemorrhage
45	68110	L043z00	Unspecified inevitable abortion without complication
46	101218	L051700	Incomplete medical abortion
47	63777	L045y00	Complete inevitable abortion with OS complication
48	62659	Lyu0200	[X]Other abortion
49			
50			
51			
52			
53			
54			
55			
56			
57			
58			
59			
60			

1			
2			
3			
4	101050	L062000	Complete illegal abortion + genital tract/pelvic infection
5	33770	L05z.00	Legally induced abortion NOS
6	101666	L070300	Unspecified abortion with renal failure
7	105921	L072y00	Unspecified complete abortion + no mention of complication
8	107171	L042100	Complete spontaneous abortion +delayed/excessive haemorrhage
9	42458	L040.00	Spontaneous abortion unspecified
10	50653	L041y00	Incomp spontaneous abortion with no mention of complication
11	67076	L052x00	Complete legal abortion with complication NOS
12	4708	7E08800	Dilation and curettage removal of missed abortion
13	30276	L041z11	Retained products after spontaneous abortion
14	29594	L072z00	Unspecified complete abortion NOS
15	23693	L097100	Readmission for retained produc of concept, legal abortion
16	35701	L100000	Threatened abortion unspecified
17	33989	L045z00	Complete inevitable abortion without complication
18	45340	L040111	Spontaneous abortion with heavy bleeding
19	102648	6776100	Pre-termination counselling
20	17294	6776.13	Termination counselling
21	100568	7F10y00	Other specified surgical induction of labour
22	96821	Q212000	Liveborn with prelabour abnormal heart beat
23	23664	63E..00	Labour details
24	97459	L300700	Obstructed labour due to compound presentation
25	64976	Z243200	First stage of labour not established
26	73308	L29z.00	Problems affecting labour NOS
27	66578	L31..00	Abnormal forces of labour
28	54127	Z255.00	Observation of second stage of labour
29	109523	L307000	Other failed trial of labour unspecified
30	102969	Q213200	Liveborn with labour meconium in liquor
31	29434	63E3.00	Normal labour
32	23316	L140.11	False labour
33	72779	L30z.00	Obstructed labour NOS
34	67423	Z23AG00	Hypertonic lower uterine segment during labour
35	72736	Z246200	Onset of labour first stage
36	20809	L14..00	Early or threatened labour
37	3088	7F11.00	Other induction of labour
38	108764	L29y.00	Other problems affecting labour
39	23525	L141.00	Other threatened labour
40	34981	7F10z00	Surgical induction of labour NOS
41	64395	Z255D00	Ability to push in labour
42	70850	Q212100	Liveborn with prelabour hypoxia
43	103105	L293.00	Septicaemia during labour
44	63287	Z24..00	Labour observations
45	83541	Z243500	Normal length of first stage of labour
46	49302	Z243100	First stage of labour established
47	33632	7F11200	Syntocinon induction of labour
48	93041	Z246700	Onset of second stage of labour
49			
50			
51			
52			
53			
54			
55			
56			
57			
58			
59			
60			

1			
2			
3			
4			
5			
6			
7			
8			
9			
10			
11			
12			
13			
14			
15			
16			
17			
18			
19			
20			
21			
22			
23			
24			
25			
26			
27			
28			
29			
30			
31			
32			
33			
34			
35			
36			
37			
38			
39			
40			
41			
42			
43			
44			
45			
46			
47			
48			
49			
50			
51			
52			
53			
54			
55			
56			
57			
58			
59			
60			
	64692	L141z00	Other threatened labour NOS
	92738	ZNA2300	Does perform labouring activities
	36756	L386.00	Toxic reaction to local anaesthesia during labour and deliv
	49858	Z23G.00	Uterine observation in labour
	64206	L313z00	Precipitate labour NOS
	109569	L313000	Precipitate labour unspecified
	25428	Z246211	Start of labour
	23674	L291.11	Failed medical induction of labour
	87342	Z244100	Observation of duration of labour
	50876	H472.00	Asp pneumonitis due to anaesthesia during labour and deliv
	93735	Z246A00	Total duration of labour
	71189	Z244400	Late onset of labour
	22115	7F10.00	Surgical induction of labour
	59789	L14z.00	Early or threatened labour NOS
	54167	6322	2nd stage of labour length
	44337	L307.00	Failed trial of labour unspecified
	32555	L351000	Rupture of uterus during and after labour unspecified
	3004	L14..11	Premature labour
	30782	632Z.00	Length of labour NOS
	65867	7M35011	Entonox analgesia in labour
	23549	L31z.00	Abnormality of forces of labour NOS
	66242	Z243400	Rapid first stage of labour
	59445	Z243800	First stage of labour problem
	94809	Z256200	Prolonged third stage of labour
	99290	Z255800	Second stage of labour problem
	40448	7F11100	Induction of labour using prostaglandins
	56873	ZNA2200	Unable to perform labouring activities
	88775	7F11300	Medical induction of labour
	40724	Z255700	Failure to progress in second stage of labour
	45057	0Z3Z.00	Other labourer NOS
	95570	L307z00	Failed trial of labour NOS
	64732	Q213000	Liveborn with labour abnormal heart beat
	57002	L290.11	Failed mechanical induction of labour
	13215	632..00	Length of labour
	48484	Z244500	Relation of onset of labour to due date
	49953	6323	3rd stage of labour length
	33421	7F11000	Oxytocic induction of labour
	35628	L321.00	Prolonged labour unspecified
	100252	Z255J00	Pushing involuntarily in labour
	98422	Q213100	Liveborn with labour hypoxia
	63022	L281500	Prem rupture of membranes onset of labour after 24 hours
	103000	L29yz00	Other problems affecting labour NOS
	98003	Z23B400	Contraction of uterus during labour
	73319	L302.00	Obstructed labour caused by pelvic soft tissues
	55225	L32z.00	Prolonged labour NOS

1			
2			
3			
4	41036	7M35000	Gas and air analgesia in labour
5	104405	Z256100	Normal length of third stage of labour
6	71720	L350z00	Rupture of uterus before labour NOS
7	60124	Z243411	Rapid progress in first stage of labour
8	71171	L350000	Rupture of uterus before labour unspecified
9	106135	Z244200	Long duration of labour
10	94874	Z244300	Short duration of labour
11	103154	L321z00	Prolonged labour NOS
12	65243	L141000	Other threatened labour unspecified
13	60255	L351z00	Rupture of uterus during and after labour NOS
14	99968	L321000	Unspecified prolonged labour, unspecified
15	3272	7F11z00	Other induction of labour NOS
16	44306	L126600	Eclampsia in labour
17	48708	Z244411	Postmature labour
18	95354	Z255300	Progress of second stage of labour
19	62622	L30z000	Obstructed labour NOS, unspecified
20	108419	L38X.00	Complication of anaesthesia during labour and deliv unsp
21	40702	Z243600	Slow progress in first stage of labour
22	37267	L301400	Obstructed labour due to generally contracted pelvis
23	61611	7F1A400	Trial of labour NEC
24	22261	Z241100	Onset of labour induced
25	65900	Z243300	Progress of labour - first stage
26	32997	6321	1st stage of labour length
27	29071	7L16000	Intravenous induction of labour
28	54596	L140200	False labour at or after 37 completed weeks of gestation
29	42101	L140z00	Threatened premature labour NOS
30	32877	L350.00	Ruptured uterus before labour
31	107198	L292000	Unspecified maternal pyrexia during labour, unspecified
32	97907	L29..00	Other problems affecting labour
33	819	L30..00	Obstructed labour
34	24447	7F25.13	Monitoring during labour
35	73331	Z246900	Duration of second stage of labour
36	21626	63E1.00	Spontaneous onset of labour
37	100563	L302000	Obstructed labour caused by pelvic soft tissues unspecified
38	23548	L301.00	Obstructed labour caused by bony pelvis
39	104746	L302z00	Obstructed labour caused by pelvic soft tissues NOS
40	48602	L32..00	Long labour
41	36655	Z245.00	Observation of blood loss in labour
42	99170	Z243.00	Observation of first stage of labour
43	25112	Z241.00	Labour established
44	56915	Z249.00	Labour problem
45	62656	Z255400	Rapid second stage of labour
46	94396	L30zz00	Obstructed labour NOS
47	29529	L351.00	Rupture of uterus during and after labour
48	102136	L292z00	Unspecified maternal pyrexia during labour NOS
49			
50			
51			
52			
53			
54			
55			
56			
57			
58			
59			
60			

1			
2			
3			
4	40080	7F11y00	Other specified other induction of labour
5	46297	Z246311	Onset of labour pains
6	60333	L301500	Obstructed labour due to pelvic inlet contraction
7	85226	Lyu4000	[X]Other failed induction of labour
8			
9	103056	Z244.00	Observation of pattern of labour
10	64548	L281300	Prem rupture of membranes onset of labour within 24 hours
11	68319	L351300	Rupture of uterus during/after labour with postnatal problem
12	62278	L281400	Premature rupture of membranes, labour delayed by therapy
13			
14	22613	Z248.00	Normal labour
15	90775	Z246.00	Observation of measures of labour
16	70150	Z246100	Duration of labour
17			
18	28928	L140.00	Threatened premature labour
19	93205	Z255F00	Not pushing well in labour
20	99660	L300400	Obstructed labour due to face presentation
21	48274	Q212200	Liveborn with prelabour meconium in liquor
22			
23	59296	L140000	Threatened premature labour unspecified
24	9294	L292.00	Maternal pyrexia during labour, unspecified
25	28830	Z242.00	Labour not established
26			
27	104206	L29z000	Problems affecting labour NOS unspecified
28	28700	7F1..11	Labour operations
29	30001	L313.00	Precipitate labour
30	104716	Z255E11	Pushing well in labour
31			
32	98918	Z247100	Expulsion of IUCD during third stage of labour
33	62600	L29zz00	Problems affecting labour NOS
34	364	7F13111	Lower uterine segment caesarean section (LSCS) NEC
35			
36	13315	14Y0.00	Born by caesarean section
37	13316	14Y6.00	Born by emergency caesarean section
38	29155	7F1A000	Caesarean hysterectomy
39	10049	7F12111	Elective lower uterine segment caesarean section (LSCS)
40	12118	7F13300	Emergency caesarean section
41			
42	72513	7F13200	Extraperitoneal caesarean section
43	15361	14Y2.00	Born by elective caesarean section
44			
45	8192	Q473.00	Other hypothermia of newborn
46	3007	Q316.00	Newborn transitory tachypnoea
47	100616	ZV30100	[V]Singleton, born before admission to hospital
48	93976	Qyu4200	[X]Other bacterial sepsis of newborn
49	56336	Q40A100	Sepsis of newborn due to Escherichia coli
50			
51	66999	Q474111	Newborn environmental hyperthermia
52	15985	ZV32.00	[V]Twin, mate stillborn
53			
54	59878	Q463.00	Transitory ileus of newborn
55	10452	6333	Twins - both live born
56	93999	6339	Triplets - 3 still born
57			
58	99418	Q482.00	Central nervous system dysfunction in newborn NOS
59	41064	Q484.00	Newborn drug reaction and intoxication
60	56888	Q483000	Newborn feeding problem, unspecified

1			
2			
3			
4	13304	Q480.12	Seizures in newborn
5	53052	Q425.00	Late anaemia of newborn due to isoimmunisation
6	98857	ZV31200	[V]Twin, not hospitalised, mate live born
7	38852	Q311300	Aspiration of vomit in newborn
8			
9	104697	G520000	Acute aseptic myocarditis of the newborn
10	55878	Q494.00	Transient myocardial ischaemia of newborn
11	108976	6318	Born in hospital
12	19577	Q417100	Cerebellar (nontraum) and post fossa haemorrhage fet newborn
13	108501	Q484z00	Newborn drug reaction or intoxication NOS
14	88204	ZV30000	[V]Singleton, born in hospital
15	98669	Qyu4100	[X]Sepsis/newborn due to other+unspecified staphylococcus
16			
17	15457	Q482y00	Other newborn abnormal cerebral signs
18	21839	Q480.11	Fits in newborn
19			
20	12085	Q404.11	Umbilical stump infection of the newborn
21	72669	Q452.00	Newborn disseminated intravascular coagulation
22			
23	20083	Q450.00	Haemorrhagic disease of the newborn
24	38877	R024z00	[D]Jaundice (not of newborn) NOS
25	8515	Q31y111	Cyanotic attacks of the newborn
26			
27	110616	6338	Triplets-1 live+ 2 still born
28	57128	6336	Triplets - all live born
29	21468	ZV29100	[V]Newborn receiving special care
30	14813	Q481.00	Newborn cerebral irritability, unspecified
31	17482	Q474211	Thermal injury in newborn NEC
32			
33	47693	Q40W.00	Sepsis of newborn due to other+unspecified streptococci
34	98366	Qyu4800	[X]Sepsis of newborn due to other+unspecified streptococci
35			
36	23015	6334	Twins - 1 still + 1 live born
37	106918	Q44X.00	Trans disorder carbohydrate metab of fet and newborn unsp
38	57783	Q417000	Intracerebral (nontraumatic) haemorrhage of fet and newborn
39	9477	Q483.00	Feeding problems in newborn
40			
41	32703	Q21z.12	Hypoxia in newborn NOS
42	36071	Q21z.11	Anoxia in newborn NOS
43	70538	Q475.00	Oedema of newborn unspecified
44			
45	13300	Q477.00	Newborn breast engorgement
46	56476	Q482z00	Central nervous system dysfunction in newborn NOS
47	34502	6335	Twins - both still born
48	63044	ZV31z00	[V]Twin, mate liveborn, NOS
49	19579	Q448.00	Newborn late metabolic acidosis
50			
51	90510	Q44T.00	Transitory metabolic disturbance of newborn, unspecified
52	64600	Q042.00	Fet newborn affect mat exposure to environml chem subs
53			
54	89262	Q474z00	Newborn temperature regulation disorder NOS
55	73978	Qyu3800	[X]Other apnoea of newborn
56	22031	Q40y200	Septicaemia of newborn
57			
58	45750	Q4z..13	Newborn death
59	105039	44qW000	Newborn blood spot screening
60	98938	Qyu6C00	[X]Transitory metabolic disturbance of newborn, unspecified

1			
2			
3			
4	19585	Q483200	Slow feeding in newborn
5	55895	Q474200	Hyperthermia in newborn, unspecified
6	31476	9114.11	FP58 - newborn registration
7	68065	9114.12	GP58 - newborn registration
8			
9	104239	Q48F.00	Hypoxic ischaemic encephalopathy of newborn
10	69413	ZV33000	[V]Twin, unspecified, born in hospital
11	54589	D400700	Acquired neutropenia in newborn
12	26871	Q318.00	Primary sleep apnoea of newborn
13	105139	Qyu3700	[X]Other and unspecified atelectasis of newborn
14	93859	Qyu8400	[X]Hypothermia of newborn, unspecified
15	20478	ZV27200	[V]Twins, both live born
16	42527	Q42..11	Isoimmunisation of newborn
17	98721	P320011	Newborn glaucoma
18	19947	ZV31.00	[V]Twin, mate live born
19	97799	Qyu3900	[X]Other specified respiratory conditions of newborn
20	3613	Q40A.00	Sepsis of the newborn
21	109480	44qW100	Completion of newborn blood spot screening card
22	40296	Q46X.00	Intestinal obstruction of newborn, unspecified
23	39165	Q483100	Newborn regurgitation of food
24	3615	Q436200	Newborn physiological jaundice NOS
25	72352	Q474300	Transitory fever of newborn
26	40867	Q485100	Withdrawal symptoms from therapeutic use of drugs in newborn
27	61943	Q483400	Rumination in newborn
28	5173	Q421.11	ABO isoimmunisation of the newborn
29	5218	6316	Born before arrival
30	56210	Q311100	Aspiration of liquor or mucus in newborn
31	109128	Qyu5100	[X]Other umbilical haemorrhages of newborn
32	108994	13lf000	Unborn child is cause for safeguarding concern
33	43366	Q207011	Phrenic nerve palsy in newborn
34	52525	Q462.00	Newborn swallowing maternal blood - haematemesis/melaena
35	61729	Q482100	Coma in newborn
36	99425	QyuA400	[X]Disorder of muscle tone of newborn, unspecified
37	47446	Q474000	Newborn dehydration fever
38	44256	9Ea4.00	Unborn child at risk physi/ment abnormal serious handicap
39	61800	Q437z00	Kernicterus of newborn NOS
40	104301	13lv000	Unborn child subject to child protection plan
41	34504	Q485.00	Newborn drug withdrawal syndrome
42	23876	Q487.00	Umbilical polyp of newborn
43	56909	Q411200	Intraventric (nontraumatic) haemorrhage grade 3 fet newborn
44	41053	Q483z11	Bottle feeding problem in the newborn
45	95873	Q446600	Disturbances of potassium balance of newborn
46	52577	Q483500	Underfeeding in newborn
47	28758	ZV29200	[V]Newborn receiving intensive care
48	47227	ZV27300	[V]Twins, one live born and one stillborn
49	38890	ZV27400	[V]Twins, both stillborn
50			
51			
52			
53			
54			
55			
56			
57			
58			
59			
60			

1			
2			
3			
4	44238	ZV31000	[V]Twin, born in hospital, mate live born
5	50017	Q472.00	Newborn cold injury syndrome
6	101103	Q214200	Liveborn with meconium liquor, unspecified
7	109703	41G4.00	Newborn blood spot specimen received
8			
9	98336	Q311113	Aspiration of amniotic fluid in newborn
10	64262	Q311112	Aspiration of liquor in newborn
11	36845	Q311111	Aspiration of mucus in newborn
12	73521	QyuA200	[X]Other disorders of muscle tone of newborn
13	72705	QyuA000	[X]Oth specified disturbances of cerebral status of newborn
14	57674	Q411100	Intraventric (nontraumatic) haemorrhage grade 2 fet newborn
15	65792	Q484000	Grey syndrome of newborn
16			
17	68254	Q474100	Newborn environmental pyrexia
18	19576	Q31y600	Apnoea of newborn
19			
20	97418	Q30..12	Pulmonary hypoperfusion syndrome of newborn
21	108359	ZV30200	[V]Singleton, born outside hospital and not hospitalised
22	101529	ZV32z00	[V]Twin, mate stillborn, NOS
23			
24	86001	ZV32000	[V]Twin, born in hospital, mate stillborn
25	95736	Qyu8000	[X]Other hypothermia of newborn
26			
27	48664	Q444111	Hypocalcaemic tetany in newborn
28	11509	Q483300	Vomiting in newborn
29	99244	Q446500	Disturbances of sodium balance of newborn
30	19578	Q483600	Overfeeding in newborn
31			
32	39691	Q40A000	Sepsis of newborn due to Staphylococcus aureus
33	93597	Q311200	Aspiration of blood in newborn
34	72704	Qyu3000	[X]Other respiratory distress of newborn
35			
36	94759	Q214000	Liveborn with abnormal heart beat, unspecified
37	103401	Q466111	Intestinal obstruction in newborn due to faecoliths
38	104825	Q453.00	Other newborn transient coagulation defect
39			
40	47317	Q483z00	Newborn feeding problem NOS
41	53402	Q483z12	Breast feeding problem in the newborn
42	110294	QyuA100	[X]Other feeding problems of newborn
43	73036	6337	Triples -2 live+ 1 still born
44			
45	59694	Q411000	Intraventric (nontraumatic) haemorrhage grade 1 fet newborn
46	20005	Q480.00	Convulsions in newborn
47	26682	Q404.00	Omphalitis of the newborn
48			
49	37044	Q450.11	Vitamin K deficiency of the newborn
50	25091	Z23AP00	Premature uterine contraction
51	102737	L112300	Premature separation of placenta with coagulation defect
52	53829	L281z00	Premature rupture of membranes NOS
53			
54	424	L281.00	Premature rupture of membranes
55	108033	Lyu3D00	[X]Other premature separation of placenta
56	69713	L281000	Premature rupture of membranes unspecified
57			
58	59452	L264000	Intrauterine death unspecified
59	4697	Q10z.11	Intrauterine growth retardation
60	1413	L264.00	Intrauterine death

1			
2			
3			
4	89588	7E0A600	Intrauterine insemination without superovulation donor sperm
5	37831	L264z00	Intrauterine death NOS
6	111544	7E0A500	Intrauterine insemination without superovulat partner sperm
7	48471	PF6D200	Intrauterine amputation of lower limb
8	91652	7E0A300	Intrauterine insemination superovulation partner sperm
9	88271	7E0A400	Intrauterine insemination superovulation using donor sperm
10	36694	Q21..11	Intrauterine hypoxia
11	9542	L265311	Maternal care for intrauterine growth retardation
12	57522	Q451y11	Neonatal thrombocytopenia due to platelet alloimmunisation
13	44062	A984000	Neonatal gonococcal conjunctivits
14	41151	Q406611	Neonatal viral dacryocystitis or conjunctivitis
15	45852	Q406613	Neonatal conjunctivitis due to virus
16	18439	44qW.00	Neonatal screening test
17	63783	Q407y00	Other specified neonatal candida infection
18	71752	Q457000	Neonatal isoimmune neutropenia
19	30795	Q492.00	Neonatal hypertension
20	109861	Q444100	Other neonatal hypocalcaemia
21	53387	14I6.00	H/O: neonatal abstinence syndrome
22	13297	Q447.00	Neonatal hypoglycaemia
23	110197	Q44y.00	Other transitory neonatal endocrine and metabolic problem
24	95112	Q407511	Neonatal monilial septicaemia
25	31315	Q41..11	Neonatal haemorrhage
26	11629	2FX..00	O/E - Umbilical stump - neonatal
27	99830	Q446y00	Other specified transitory neonatal electrolyte disturbance
28	52572	Q406300	Neonatal dacryocystitis or conjunctivitis due to E.Coli
29	67105	Q446300	Transitory neonatal hyperkalaemia
30	73994	Q406400	Neonatal dacryocystitis/conjunctivitis due to staphylococcus
31	32722	9kJ..00	Neonatal check - enhanced services administration
32	18991	313K.00	Neonatal hearing test
33	100646	67AD.00	Neonatal feeding education
34	37782	F251100	Neonatal myoclonic epilepsy
35	70045	Q45y.00	Other specified transient neonatal blood disorder
36	13302	Q407.12	Neonatal thrush
37	40123	Q407.11	Neonatal monilia
38	72350	Q451y00	Other specified transient neonatal thrombocytopenia
39	97518	Q451z00	Transient neonatal thrombocytopenia NOS
40	48202	Q48A.00	Neonatal cerebral leukomalacia
41	29743	Q407000	Neonatal candidiasis of mouth
42	29715	Q406.00	Neonatal dacryocystitis and conjunctivitis
43	55492	Q447000	Iatrogenic neonatal hypoglycaemia
44	69813	Q407z00	Neonatal candida infection NOS
45	8069	Q433A00	Neonatal jaundice from breast milk inhibitor
46	3211	Q433200	Breast feeding inhibitors causing neonatal jaundice
47	7818	Q31y500	Neonatal snuffles
48	26686	Q485200	Neonatal Abstinence Syndrome
49			
50			
51			
52			
53			
54			
55			
56			
57			
58			
59			
60			

1			
2			
3			
4	17940	F4F5400	Neonatal nasolacrimal duct obstruction
5	64472	Q44V.00	Neonatal goitre, not elsewhere classified
6	32327	Q406712	Neonatal conjunctivitis due to chlamydiae
7	94578	Q457z00	Transient neonatal neutropenia NOS
8	46817	Q446200	Transitory neonatal hyponatraemia
9	93307	Q41y400	Neonatal rectal haemorrhage
10	72370	J004400	Neonatal enamel hypoplasia
11	93210	Q446z00	Transitory neonatal electrolyte disturbance NOS
12	36127	Q406412	Neonatal conjunctivitis due to staphylococcus
13	26678	Q406411	Neonatal dacryocystitis due to staphylococcus
14	21472	Q441.00	Neonatal diabetes mellitus
15	48010	Q443.00	Neonatal thyrotoxicosis
16	39055	9kJ0.00	Neonatal check - enhanced service completed
17	15487	Q407100	Neonatal candidiasis of perineum
18	28292	Q405.00	Neonatal infective mastitis
19	16482	Q407.00	Neonatal candida infection
20	2240	Q4z..12	Neonatal death
21	109658	Qyu5300	[X]Other neonatal gastrointestinal haemorrhage
22	53603	Q48C.00	Neonatal hypotension
23	17496	Q31y511	Neonatal sniffles
24	48638	Q433800	Neonatal jaundice with porphyria
25	28341	Q48y600	Early neonatal death
26	44358	Q44y000	Transitory neonatal tyrosinaemia
27	63759	Q406y00	Other specified neonatal dacryocystitis or conjunctivitis
28	23422	Q406100	Neonatal conjunctivitis
29	51913	Q41y300	Neonatal melaena
30	38485	7L13000	Neonatal exchange blood transfusion
31	35727	Q407200	Neonatal candidiasis of other skin
32	49769	ZV29000	[V]Normal level of neonatal care
33	45303	Q433000	Delayed conjugation causing neonatal jaundice, unspecified
34	55360	Q433z00	Delayed conjugation causing neonatal jaundice NOS
35	30742	F13z500	Benign neonatal sleep myoclonus
36	21164	Q48y411	Neonatal 'craniotabes'
37	56614	Q488.00	Neonatal cerebral ischaemia
38	104194	2L...00	Neonatal examination
39	38163	Q46y100	Neonatal diarrhoea
40	45444	Q457.00	Transient neonatal neutropenia
41	36564	Q48y700	Late neonatal death
42	45012	Q44U.00	Transitory neonatal endocrine disorder, unspecified
43	49516	Q414300	Neonatal vaginal haemorrhage
44	27845	Q446000	Neonatal dehydration
45	93156	Q433y11	Neonatal jaundice - deficiency enzyme for bilirubin conjug.
46	65686	Q444.12	Neonatal hypoparathyroidism
47	72347	Q406800	Neonatal dacryocystitis/conjunctivitis-other inclusion body
48	72494	Q406812	Neonatal conjunctivitis due to other inclusion body
49			
50			
51			
52			
53			
54			
55			
56			
57			
58			
59			
60			

1			
2			
3			
4	43576	Q406811	Neonatal dacryocystitis due to other inclusion body
5	27962	Q311400	Neonatal aspiration of milk and regurgitated food
6	24792	Q31y611	Neonatal apnoeic attack
7	106500	Q44A.00	Neonatal hypoparathyroidism
8	27793	Q406700	Neonatal dacryocystitis or conjunctivitis due to chlamydiae
9	35507	Q433.00	Other neonatal jaundice - delayed conjugation other cause
10	58833	Q433700	Neonatal jaundice with congenital hypothyroidism
11	47909	Q449.00	Neonatal tetany without calcium or magnesium deficiency
12	71056	Q433y00	Delayed conjugation causing neonatal jaundice OS
13	37776	Q446100	Transitory neonatal hypernatraemia
14	91557	Q406z00	Neonatal dacryocystitis or conjunctivitis NOS
15	23566	Q490.00	Neonatal cardiac failure
16	35477	Qyu5A00	[X]Neonatal jaundice from other+unspcf hepatocellular damage
17	28361	Q436100	Transient neonatal hyperbilirubinaemia
18	48869	Qyu5900	[X]Neonatal jaundice due/other specifd excessive haemolysis
19	64999	Q406200	Neonatal dacryocystitis
20	55634	Q442.00	Neonatal myasthenia gravis
21	18578	Q47y200	Neonatal skin infection
22	20894	Q444.00	Neonatal hypocalcaemia
23	37953	Q444z00	Neonatal hypocalcaemia NOS
24	55689	Q407500	Neonatal candida septicaemia
25	104225	Q434100	Giant cell hepatitis causing neonatal jaundice
26	39574	Q406512	Neonatal conjunctivitis due to other bacteria
27	37045	Q406511	Neonatal dacryocystitis due to other bacteria
28	68264	Q406600	Neonatal dacryocystitis or conjunctivitis due to virus
29	54971	Q446.00	Other transitory neonatal electrolyte disturbance
30	66985	Q433600	Neonatal jaundice with Gilbert's syndrome
31	39164	Q430000	Neonatal jaundice + glucose-6-phosphate dehydrogenase defic.
32	99435	N000500	Neonatal lupus erythematosus
33	6097	Q40y100	Neonatal urinary tract infection
34	40869	Qyu5B00	[X]Neonatal jaundice from other specified causes
35	57203	Q445.00	Neonatal hypomagnesaemia
36	106854	Q451100	Trans neonatal thrombocyto due to idopath matern thrombocyto
37	54169	Q491.00	Neonatal cardiac dysrhythmia
38	105058	Qyu3300	[X]Other neonatal aspiration syndromes
39	109912	Qyu6200	[X]Other neonatal hypocalcaemia
40	49462	Q41y200	Neonatal haematemesis
41	110458	Q32..00	Neonatal respiratory distress syndrome
42	13301	Q478.00	Neonatal erythema toxicum
43	94612	Q433500	Neonatal jaundice with Dubin-Johnson syndrome
44	7475	ZV29212	[V]Neonatal care on NNU
45	47540	ZV29211	[V]Neonatal care on ITU
46	68708	Q406311	Neonatal dacryocystitis due to E.Coli
47	89700	Q406312	Neonatal conjunctivitis due to E.coli
48	71441	Q451.00	Transient neonatal thrombocytopenia
49			
50			
51			
52			
53			
54			
55			
56			
57			
58			
59			
60			

1			
2			
3			
4	63790	Q46y000	Neonatal peritonitis NOS
5	72975	Qyu6000	[X]Other neonatal hypoglycaemia
6	96590	67AD.11	Neonatal feeding advice
7	90526	Q444011	Neonatal cows' milk hypocalcaemia
8	71986	Q446400	Transitory neonatal hypokalaemia
9	71532	Q406500	Neonatal dacryocystitis/conjunctivitis due to other bacteria
10	6883	Q317000	Perinatal bronchopulmonary dysplasia
11	94812	Qyu3A00	[X]Oth cardiovascular disorders originating/perinatal period
12	54248	Q415.00	Perinatal adrenal haemorrhage
13	21461	Q4...00	Other perinatal conditions
14	45002	Q412.00	Perinatal subarachnoid haemorrhage
15	87844	7F2A000	Obstetric umbilical artery Doppler
16	41899	L240000	Congenital abnormality of uterus affecting obstetric care
17	25731	Z27..00	Obstetric investigative observation
18	101334	8HQ2000	Referral for obstetric ultrasound scan
19	32913	Z28..00	Obstetric pelvic observation
20	34677	7F23000	Immed repair obstetric laceration of uterus or cervix uteri
21	58517	L244012	Rectocele affecting obstetric care
22	29087	7F25z00	Obstetric monitoring NOS
23	35601	7F23z00	Immediate repair of obstetric laceration NOS
24	13700	ZL5D100	Referral to obstetrician
25	13317	Z7...00	Obstetric examination
26	110628	L43y.11	Fat embolism - obstetric
27	34046	7F2..00	Other obstetric operations
28	60507	L35z000	Obstetric trauma NOS, unspecified
29	56727	5392	Obstetric X-ray - placenta
30	59623	L35..00	Other obstetric trauma
31	52679	L417.00	Obstetric cerebral venous thrombosis
32	13039	L383.00	Obstetric toxic reaction to local anaesthesia
33	20907	L244011	Cystocele affecting obstetric care
34	72298	L355.00	Other obstetric pelvic organ damage
35	102027	L35yz00	Other obstetric trauma NOS
36	34210	L240011	Bicornuate uterus affecting obstetric care
37	85951	7F28z00	Other non routine obstetric scan NOS
38	34086	7Fz..00	Obstetric operations NOS
39	67257	L35y.00	Other obstetric trauma OS
40	39036	7F...00	Obstetric operations
41	11268	7F23.12	Immediate suture of obstetric laceration
42	59059	L433.12	Septic obstetric embolism
43	14970	7F23100	Immed repair obstetric laceration perineum & anal sphincter
44	68557	L353000	Obstetric laceration of cervix unspecified
45	73797	L353z00	Obstetric laceration of cervix NOS
46	101752	L391000	Obstetric shock unspecified
47	85244	7F2B.00	Obstetric ultrasound monitoring
48	95698	7F28y00	Other specified other non routine obstetric scan
49			
50			
51			
52			
53			
54			
55			
56			
57			
58			
59			
60			

1			
2			
3			
4	54473	L244000	Other uterine/pelvic floor abnormal affecting obstetric care
5	85245	7F26z00	Routine obstetric scan NOS
6	55573	8HJ7.00	Obstetric self-referral
7	88229	7F2A.00	Obstetric Doppler studies
8	78449	7F28.00	Other non routine obstetric scan
9	68966	Lyu7.00	[X]Other obstetric conditions, not elsewhere classified
10	105817	9381	Obstetric coop card issued
11	93136	L241000	Tumour of uterine body affecting obstetric care
12	86011	7F26.00	Routine obstetric scan
13	35558	584..12	U-S scan - obstetric, diagn.
14	55750	L353.00	Obstetric laceration of cervix
15	65231	9384	Obstetric coop card updated
16	106154	7F2Ay00	Other specified obstetric Doppler studies
17	109880	7F2Az11	Obstetric doppler ultrasound NOS
18	48200	8HMN.00	Listed for Obstetric admission
19	51929	L354.11	High vaginal laceration - obstetric
20	34843	L352.11	Inversion of uterus - obstetric
21	44286	ZL1C200	Under care of obstetrician
22	4797	5842	U-S obstetric scan normal
23	49661	7Fy..00	Other specified obstetric operations
24	47156	L357.00	Obstetric trauma causing pelvic haematoma
25	26698	27Z..00	Obstetric examination NOS
26	104979	L354z00	Obstetric high vaginal laceration NOS
27	94444	L352z00	Obstetric inversion of uterus NOS
28	2382	584Z.00	U-S obstetric diagn. scan NOS
29	71742	L354000	Obstetric high vaginal laceration unspecified
30	20826	L241011	Uterine fibroid affecting obstetric care
31	13318	271..11	O/E - fundus size - obstetric
32	94059	7F2Az00	Obstetric Doppler studies NOS
33	28730	L355.11	Bladder injury - obstetric
34	27916	L353.12	Tear of cervix - obstetric
35	86021	7F24.00	Other obstetric operations
36	22929	8H3C.00	Non-urgent obstetric admission
37	105146	7F2Ay11	Other specified obstetric doppler ultrasound
38	69458	L354.00	Obstetric high vaginal laceration
39	33352	L352.00	Obstetric inversion of uterus
40	23800	7F23.11	Immediate repair of obstetric tear
41	29685	5843	U-S obstetric scan abnormal
42	70607	7F23300	Immediate repair of minor obstetric laceration
43	24655	8H27.00	Admit obstetric emergency
44	106067	L246000	Other cervical abnormality affecting obstetric care
45	53094	7F25y00	Other specified obstetric monitoring
46	98057	L248000	Vulval abnormality affecting obstetric care
47	36959	L391.00	Obstetric shock
48	17911	L416.11	Piles - obstetric
49			
50			
51			
52			
53			
54			
55			
56			
57			
58			
59			
60			

1			
2			
3	19800	584..00	Ultrasound in obstetric diagn.
4	62012	7F2z.00	Other obstetric operations NOS
5	60870	938Z.00	Obstetric coop card NOS
6	20591	539..00	Abdominal obstetric X-ray
7	23169	539Z.00	Abdominal obstetric X-ray NOS
8	98639	L43zz00	Obstetric pulmonary embolism NOS
9	101944	L43z000	Obstetric pulmonary embolism NOS, unspecified
10	34533	8HV6.00	Private referral to obstetrician
11	35197	8HLN.00	Obstetric D.V. done
12	104205	7F2A100	Obstetric uterine artery Doppler
13	102802	7F2By00	Other specified obstetric ultrasound monitoring
14	12625	7F25.00	Obstetric monitoring
15	57891	7F23.00	Immediate repair of obstetric laceration
16	54582	L35zz00	Obstetric trauma NOS
17	13965	584..13	Ultra-sound scan - obstetric
18	96343	7F26y00	Other specified routine obstetric scan
19	100451	7F24100	Obstetric uterine tamponade
20	27019	5841	U-S obstetric scan requested
21	87848	7F2Bz00	Obstetric ultrasound monitoring NOS
22	91278	L357000	Obstetric pelvic haematoma unspecified
23	36340	938..00	Obstetric coop card
24	19327	L411.11	Perineal obstetric varicose veins
25	20496	L411.12	Vulval obstetric varicose veins
26	27650	L384.00	Obstetric spinal and epidural anaesthesia-induced headache
27	107037	Lyu4C00	[X]Other specified obstetric trauma
28	43628	L247011	Septate vagina affecting obstetric care
29	11988	8H57.00	Obstetric referral
30	11204	271..12	O/E - uterus size - obstetric
31	48311	Z261.00	Observation of gestational sac
32	43004	Q13..00	Light for gestational age
33	22385	Z22C300	Length of gestation
34	91915	7M0f400	From 9 weeks to <14 weeks gestational age
35	50704	Q113.00	Light for gestational age
36	69250	L169000	Herpes gestationis unspecified
37	59681	L41z511	Gestational phlebitis NOS
38	34265	L16C000	Gestational proteinuria
39	60330	L19..00	Complications specific to multiple gestation
40	34505	62X3.00	Full term gestation - 40 weeks
41	90884	7M0f200	9 - 13 weeks gestational age
42	29565	L161.13	Gestational oedema
43	102435	8CE0000	Gestational diabetes information leaflet given
44	34484	62X1.00	Gestation = 24 weeks
45	49663	Z261100	Gestational sac present
46	7515	L169.00	Herpes gestationis
47	37201	L16C100	Gestational oedema with proteinuria
48			
49			
50			
51			
52			
53			
54			
55			
56			
57			
58			
59			
60			

50081	L41z512	Gestational phlebopathy NOS
58971	L41z513	Gestational thrombosis NOS
16975	L21..11	Gestation - multiple
97682	7M0fy00	Other specified gestational age
95702	7M0f300	Under 9 weeks gestational age
108013	ZC2CB00	Dietary advice for gestational diabetes
26556	62X2.00	Gestation >24 weeks
26555	62X0.00	Gestation <24 weeks
111075	Qyu1200	[X]Other 'heavy for gestational age' infants
86327	7M0f000	Over 20 weeks gestational age
91101	7M0fz00	Gestational age NOS
103954	62X5.00	Length of gestation at time of test
2664	L180900	Gestational diabetes mellitus
95703	7M0f100	14 - 20 weeks gestational age
8446	L180811	Gestational diabetes mellitus
40703	L169z00	Herpes gestationis NOS
43805	Z22C312	Duration of gestation
18810	62X..00	Length of gestation
103090	Lyu3000	[X]Other multiple gestation
55352	7M0f.00	Gestational age
21526	L123500	Gestational hypertension

colour	condition	time frame
green	pregnancy	7/12 mths
blue	birth	<21 days postpartum
yellow	abortion/ miscarriage	<5 days

Appendix 4: Additional CPRD browser pregnancy medcodes

Medcode	Readcode	Readterm
6298	ZV28.00	[V]Antenatal screening
94405	L413100	Antenatal deep vein thrombosis - delivered
99188	L173.00	Maternal tuberculosis in pregnancy/childbirth/puerperium
63781	L410z00	Varicose veins of legs in pregnancy and puerperium NOS
45870	Ly...00	Complications of pregnancy,childbirth or the puerperium OS
52106	L412z00	Superficial thrombophlebitis in pregnancy and puerperium NOS
86991	L172000	Other maternal venereal disease, unspec pregnancy/puerperium
4243	L466.00	Galactorrhoea in pregnancy and the puerperium
70092	L460.00	Retracted nipple in pregnancy, the puerperium or lactation

1			
2			
3			
4	16995	L462.00	Breast engorgement in pregnancy, the puerperium or lactation
5	59573	L176500	Viral hepatitis comp pregnancy, childbirth & the puerperium
6	88361	L248.11	Persistent hymen in pregnancy, childbirth and the puerperium
7	31610	L248.13	Vulval abnormality in pregnancy/childbirth/puerperium
8	92998	Lyu1.00	[X]Oedema,proteinuria+hypertens in pregnancy,childbrth,puerp
9	20597	12G4.00	FH: Multiple pregnancy
10	28446	Lz...00	Complications of pregnancy,childbirth and the puerperium NOS
11	63835	L247z11	Septate vagina in pregnancy/childbirth/puerperium NOS
12	109550	L416400	Haemorrhoids in pregnancy and puerperium with p/n comp
13	59276	L032.00	Ovarian pregnancy
14	65579	L415.00	Other phlebitis and thrombosis in pregnancy and puerperium
15	93143	L121.00	Renal hypertension in pregnancy/childbirth/puerperium
16	60154	L24..00	Pelvic soft tissue abnormality in pregnancy/childbirth/puerp
17	71717	L121100	Renal hypertension in pregnancy/childbirth/puerp - delivered
18	24006	L466100	Galactorrhoea in pregnancy and the puerperium - delivered
19	44069	L18..00	Other medical condition in pregnancy/childbirth/puerperium
20	47918	L090300	Salpingitis following abortive pregnancy
21	11152	L...00	Complications of pregnancy, childbirth and the puerperium
22	63644	L181z00	Thyroid dysfunction in pregnancy/childbirth/puerperium NOS
23	96004	L183z00	Drug dependence during pregnancy/childbirth/puerperium NOS
24	1771	L182.00	Anaemia during pregnancy, childbirth and the puerperium
25	46744	L41..00	Venous complications of pregnancy and the puerperium
26	90329	L416z00	Haemorrhoids in pregnancy and the puerperium NOS
27	41050	Z2...00	Pregnancy, childbirth and puerperium observations
28	39550	L244z11	Cystocele in pregnancy, childbirth or the puerperium NOS
29	64147	L244z12	Rectocele in pregnancy, childbirth or the puerperium NOS
30	15297	L461400	Cracked nipple in pregnancy/puerperium/lactation + p/n comp
31	73717	L463300	Other breast disorder in pregnancy/puerperium/lact +a/n comp
32	98264	L165200	Asymptomatic bacteriuria in pregnancy - del with p/n comp
33	53310	L1z..00	Complications of pregnancy/childbirth/puerperium NOS
34	103144	L416300	Haemorrhoids in pregnancy and puerperium with a/n comp
35	46756	L184.00	Mental disorders in pregnancy, childbirth and the puerperium
36	26023	L411300	VV's of perineum/vulva in pregnancy/puerperium + a/n comp
37	58140	L173000	Maternal tuberculosis,unspec whether in pregnancy/puerperium
38	73089	L460000	Retracted nipple in pregnancy/puerperium/lactation unspec
39	67006	L096400	Pulmonary embolism following abortive pregnancy
40	65085	L092000	Bladder damage following abortive pregnancy
41	23840	L090z00	Septicaemia NOS following abortive pregnancy
42	51359	L090200	Pelvic peritonitis following abortive pregnancy
43	106097	L09y.00	Other specified complication following abortive pregnancy
44	12604	L120.00	Benign essential hypertension in pregnancy/childbirth/puerp
45			
46			
47			
48			
49			
50			
51			
52			
53			
54			
55			
56			
57			
58			
59			
60			

1			
2			
3			
4			
5			
6			
7			
8			
9			
10			
11			
12			
13			
14			
15			
16			
17			
18			
19			
20			
21			
22			
23			
24			
25			
26			
27			
28			
29			
30			
31			
32			
33			
34			
35			
36			
37			
38			
39			
40			
41			
42			
43			
44			
45			
46			
47			
48			
49			
50			
51			
52			
53			
54			
55			
56			
57			
58			
59			
60			
	103683	8Hki.00	Referral to teenage pregnancy and parenting support service
	42091	L411z00	Varicose veins of perineum/vulva in pregnancy/puerperium NOS
	96437	L170000	Maternal syphilis, unspec whether in pregnancy or puerperium
	20850	L244.11	Cystocele in pregnancy, childbirth and the puerperium
	35903	L244.12	Pendulous abdomen in pregnancy,childbirth and the puerperium
	39492	L244.13	Rectocele in pregnancy, childbirth and the puerperium
	71943	L411000	VV's of perineum/vulva in pregnancy/puerperium unspecified
	93583	L096.00	Embolism following abortive pregnancy
	34182	1547	H/O: medical termination of pregnancy
	70422	L093400	Uraemia following abortive pregnancy
	103222	L248z11	Persistent hymen in pregnancy/childbirth/puerperium NOS
	97296	L461200	Cracked nipple in pregnancy/puerp/lact - deliv + p/n comp
	5541	1544	H/O: ectopic pregnancy
	58982	L186.00	Other cardiovascular diseases in pregnancy/childbirth/puerp
	62886	L461z00	Cracked nipple in pregnancy, the puerperium or lactation NOS
	41473	L183.00	Drug dependence in pregnancy, childbirth and the puerperium
	48552	L010.11	Anembryonic pregnancy
	33634	L182z00	Anaemia during pregnancy/childbirth/puerperium NOS
	64384	L180z00	Diabetes mellitus in pregnancy/childbirth/puerperium NOS
	25759	L411.00	VV's of perineum/vulva in pregnancy/puerperium
	38556	67A7.00	Pregnancy dental advice
	41718	L1y..00	Complications of pregnancy/childbirth/puerperium OS
	53056	L246.11	Polyp of cervix in pregnancy, childbirth and the puerperium
	73557	L188z00	Abnormal GTT in pregnancy/childbirth/puerperium NOS
	69012	L466300	Galactorrhoea in pregnancy/puerperium with a/n complication
	57131	L462100	Breast engorgement in pregnancy/puerperium/lactation - deliv
	64260	L18D.00	Dis nervous syst complic pregnancy,childbirth and puerperium
	59493	L090400	Salpingo-oophoritis following abortive pregnancy
	104656	Ly2..00	Sequelae of complication pregnancy childbirth and puerperium
	16046	L410.00	Varicose veins of legs in pregnancy and the puerperium
	72215	L241z00	Uterine body tumour in pregnancy/childbirth/puerperium NOS
	13245	12G2.00	FH: Diabetes in pregnancy
	106736	9mK1.00	Pertussis vaccination in pregnancy invitation second letter
	66537	L170100	Maternal syphilis during pregnancy - baby delivered
	92415	L095.00	Shock following abortive pregnancy
	35273	L097.00	Readmission for abortive pregnancy (NHS codes)
	20152	L090y00	Sepsis NOS following abortion/ectopic/molar pregnancy
	50009	L461100	Cracked nipple in pregnancy/puerperium/lactation - delivered
	71162	L16y100	Other pregnancy complication - delivered
	102635	8Cg..00	Pregnancy termination care
	104806	L463100	Other breast disorder in pregnancy/puerperium/lact - deliv

1			
2			
3			
4	63319	L096.11	Embolus following abortive pregnancy
5	94527	L16y400	Other pregnancy complication with postnatal complication
6	9170	L12..00	Hypertension complicating pregnancy/childbirth/puerperium
7	73432	L18z100	Medical condition NOS during pregnancy - baby delivered
8	104466	L179.00	HIV disease complicating pregnancy childbirth puerperium
9	47197	L410400	Varicose veins of legs in pregnancy/puerperium + p/n comp
10	54761	L170.00	Maternal syphilis in pregnancy/childbirth/puerperium
11	63773	L416100	Haemorrhoids in pregnancy and the puerperium - delivered
12	101499	L246z12	Stenosis of cervix in pregnancy/childbirth/puerperium NOS
13	33255	L246z11	Polyp of cervix in pregnancy/childbirth/puerperium NOS
14	56542	L240z11	Bicornuate uterus in pregnancy, childbirth or puerperium NOS
15	41016	L247.11	Septate vagina in pregnancy, childbirth and the puerperium
16	40262	L247.13	Vaginal abnormality in pregnancy/childbirth/puerperium
17	6478	L188.00	Abnormal glucose tolerance test in pregnancy/childb/puerp
18	59910	L17z.00	Maternal infect/parasitic dis NOS in pregnancy/childb/puerp
19	62052	L092500	Uterus damage following abortive pregnancy
20	97836	L242100	Uterine operation scar in pregnancy/childbirth/puerp - deliv
21	99889	L16A200	Glycosuria during pregnancy - delivered with p/n comp
22	98981	L166400	Genitourinary tract infection in pregnancy with p/n comp
23	59601	L462200	Breast engorgement in pregnancy/puerp/lact - del + p/n comp
24	16017	L166100	Genitourinary tract infection in pregnancy - delivered
25	10205	ZG9..00	Advice relating to pregnancy and fertility
26	105500	L41yz00	Other venous complication of pregnancy and puerperium NOS
27	41283	L187.00	Orthopaedic disorders in pregnancy/childbirth/puerperium
28	63379	L183100	Drug dependence during pregnancy - baby delivered
29	38871	L246.00	Other cervical abnormality in pregnancy/childbirth/puerp
30	47686	L181.00	Thyroid dysfunction in pregnancy/childbirth/puerperium
31	23691	L172.00	Other venereal diseases in pregnancy/childbirth/puerperium
32	107197	L170z00	Maternal syphilis in pregnancy/childbirth/puerperium NOS
33	68215	L188100	Abnormal GTT during pregnancy - baby delivered
34	40723	L12z.00	Unspecified hypertension in pregnancy/childbirth/puerperium
35	104542	67AH.00	Education about toxoplasmosis precautions during pregnancy
36	97741	L461000	Cracked nipple in pregnancy/puerperium/lactation unspecified
37	67035	L123200	Transient hypertension of pregnancy - deliv with p/n comp
38	64125	L09yz00	Other specified complication NOS follow abortive pregnancy
39	57640	L242z00	Uterine operation scar in pregnancy/childbirth/puerp NOS
40	2924	7E06600	Hysterotomy and termination of pregnancy
41	27952	ZV13900	[V]PH comp of pregnancy, childbirth and the puerperium
42	53141	L241.00	Tumour of uterine body in pregnancy/childbirth/puerperium
43	35928	L463000	Other breast disorder in pregnancy/puerperium/lact unspec
44	40121	12G1.00	FH: Raised B.P. in pregnancy
45			
46			
47			
48			
49			
50			
51			
52			
53			
54			
55			
56			
57			
58			
59			
60			

1			
2			
3			
4	11359	L180.00	Diabetes mellitus during pregnancy/childbirth/puerperium
5	33708	L182100	Anaemia during pregnancy - baby delivered
6	58686	L462000	Breast engorgement in pregnancy/puerperium/lactation unspec
7	6560	L416.00	Haemorrhoids in pregnancy and the puerperium
8	98133	9Ea0.00	Risk life pregnant woman greater than if pregnancy terminatd
9	32950	L03y100	Cornual pregnancy
10	105006	Q48G.00	Complication termination pregnancy affecting fetus newborn
11	107708	L415100	Other phlebitis/thrombosis in pregnancy/puerperium - deliv
12	28225	L240.11	Bicornuate uterus in pregnancy, childbirth and puerperium
13	49789	L240.12	Double uterus in pregnancy, childbirth and the puerperium
14	56217	L416000	Haemorrhoids in pregnancy and the puerperium unspecified
15	99154	L410000	Varicose veins of legs in pregnancy/puerperium unspecified
16	96724	L162100	Unspecified renal disease in pregnancy - delivered
17	101260	L10z100	Early pregnancy haemorrhage NOS - delivered
18	35859	67A5.00	Pregnancy alcohol advice
19	42598	L175.00	Maternal rubella in pregnancy, childbirth and the puerperium
20	72437	L248z00	Vulval abnormality in pregnancy/childbirth/puerperium NOS
21	101272	L462300	Breast engorgement in pregnancy/puerperium/lact + a/n comp
22	92362	L240z00	Congenital abnormality uterus in pregnancy/childb/puerp NOS
23	63362	L091100	Defibrination syndrome following abortive pregnancy
24	73311	L41z.00	Venous complications of pregnancy and puerperium NOS
25	34639	L180100	Diabetes mellitus during pregnancy - baby delivered
26	43754	L18z.00	Medical condition NOS in pregnancy/childbirth/puerperium
27	30948	L150100	Post-term pregnancy - delivered
28	73647	L188000	Abnormal GTT - unspec whether during pregnancy/puerperium
29	54681	L189.00	Dis resp syst comp pregnancy, childbirth & puerperium
30	99365	L460z00	Retracted nipple in pregnancy/puerperium/lactation NOS
31	64649	L175100	Maternal rubella during pregnancy - baby delivered
32	28611	L461.00	Cracked nipple in pregnancy, the puerperium or lactation
33	61144	L463.00	Other breast disorder in pregnancy/puerperium/lactation
34	50571	L090100	Parametritis following abortive pregnancy
35	70342	L123400	Transient hypertension of pregnancy + postnatal complication
36	99422	L187000	Orthopaedic disorder - unsp whether in pregnancy/puerperium
37	32007	L090.00	Genital or pelvic infection following abortive pregnancy
38	45242	L241.11	Uterine fibroids in pregnancy, childbirth and the puerperium
39	7270	12G4.11	FH: Twin pregnancy
40	38440	L462z00	Breast engorgement in pregnancy/puerperium/lactation NOS
41	89557	L092300	Cervix damage following abortive pregnancy
42	41961	L171.00	Maternal gonorrhoea during pregnancy/childbirth/puerperium
43	50908	L242.00	Uterine scar from previous surgery in pregnancy/childb/puerp
44	16752	ZV72900	[V]Pregnancy examination and test
45			
46			
47			
48			
49			
50			
51			
52			
53			
54			
55			
56			
57			
58			
59			
60			

1			
2			
3			
4	14765	L462400	Breast engorgement in pregnancy/puerperium/lact + p/n comp
5	15633	L182000	Anaemia - unspecified whether in pregnancy or the puerperium
6	73757	L247z00	Vaginal abnormality in pregnancy/childbirth/puerperium NOS
7	99389	L460300	Retracted nipple in pregnancy/puerperium/lact with a/n comp
8	24303	9Ea..00	Reason for termination of pregnancy
9	55757	L16y200	Other pregnancy complication - delivered with postnatal comp
10	67635	L180000	Diabetes mellitus - unspec whether in pregnancy/puerperium
11	51639	L241z11	Uterine fibroid in pregnancy/childbirth/puerperium NOS
12	40978	Z22A700	Surrogate pregnancy
13	18944	7E07011	Dilation cervix uteri & curettage for termination pregnancy
14	54107	L10z000	Early pregnancy haemorrhage NOS unspecified
15	103610	9NkN.00	Seen in early pregnancy unit
16	70476	L132100	Late pregnancy vomiting - delivered
17	23456	L412.00	Superficial thrombophlebitis in pregnancy and the puerperium
18	67377	L463z00	Other breast disorder in pregnancy/puerperium/lactation NOS
19	94736	L096600	Septic embolism following abortive pregnancy
20	94353	L175000	Maternal rubella, unspecified whether pregnancy/puerperium
21	64127	L121000	Renal hypertension in pregnancy/childbirth/puerp unspecified
22	99594	L415000	Other phlebitis/thrombosis in pregnancy/puerperium unsp
23	50093	L093000	Oliguria following abortive pregnancy
24	28312	L466z00	Galactorrhoea in pregnancy and the puerperium NOS
25	72944	L176.00	Other maternal viral dis. in pregnancy/childbirth/puerperium
26	49390	L174.00	Maternal malaria in pregnancy, childbirth and the puerperium
27	97629	L246z00	Other cervical abnormality in pregnancy/childbirth/puerp NOS
28	57419	L167100	Liver disorder in pregnancy - delivered
29	73927	L175z00	Maternal rubella in pregnancy/childbirth/puerperium NOS
30	54089	L466000	Galactorrhoea in pregnancy and the puerperium unspecified
31	94718	L121z00	Renal hypertension in pregnancy/childbirth/puerperium NOS
32	105918	L09y400	Urinary tract infection following abortive pregnancy
33	30326	L090000	Endometritis following abortive pregnancy
34	38022	Z22CF00	Date symptom of pregnancy first noted
35	69703	L185100	Congenital cardiovasc dis in pregnancy - baby delivered
36	69911	L18zz00	Medical condition NOS in pregnancy/childb/puerp NOS
37	35680	Q423.00	Hydrops fetalis due to isoimmunisation
38	59296	L140000	Threatened premature labour unspecified
39			
40			
41			
42			
43			
44			
45			
46			
47			
48			
49			
50			
51			
52			
53			
54			
55			
56			
57			
58			
59			
60			

STROBE Statement—Checklist of items that should be included in reports of *cohort studies*

	Item No	Recommendation
Title and abstract	1	(a) Indicate the study's design with a commonly used term in the title or the abstract Retrospective cohort study (b) Provide in the abstract an informative and balanced summary of what was done and what was found done
Introduction		
Background/rationale	2	Explain the scientific background and rationale for the investigation being reported P4
Objectives	3	State specific objectives, including any prespecified hypotheses P5
Methods		
Study design	4	Present key elements of study design early in the paper Methods P5
Setting	5	Describe the setting, locations, and relevant dates, including periods of recruitment, exposure, follow-up, and data collection Population and data from CPRD P5
Participants	6	(a) Give the eligibility criteria, and the sources and methods of selection of participants. Describe methods of follow-up Inclusion criteria P6 (b) For matched studies, give matching criteria and number of exposed and unexposed NA
Variables	7	Clearly define all outcomes, exposures, predictors, potential confounders, and effect modifiers. Give diagnostic criteria, if applicable Outcomes defined P6 and 7 Read codes in supplementary file
Data sources/measurement	8*	For each variable of interest, give sources of data and details of methods of assessment (measurement). Describe comparability of assessment methods if there is more than one group P5
Bias	9	Describe any efforts to address potential sources of bias NA
Study size	10	Explain how the study size was arrived at Used all available data in CPRD
Quantitative variables	11	Explain how quantitative variables were handled in the analyses. If applicable, describe which groupings were chosen and why In methods
Statistical methods	12	(a) Describe all statistical methods, including those used to control for confounding P6 and 7 (b) Describe any methods used to examine subgroups and interactions NA (c) Explain how missing data were addressed NA (d) If applicable, explain how loss to follow-up was addressed NA (e) Describe any sensitivity analyses NA
Results		
Participants	13*	(a) Report numbers of individuals at each stage of study—eg numbers potentially eligible, examined for eligibility, confirmed eligible, included in the study, completing follow-up, and analysed P7 (b) Give reasons for non-participation at each stage (c) Consider use of a flow diagram
Descriptive data	14*	(a) Give characteristics of study participants (eg demographic, clinical, social) and information on exposures and potential confounders Table 1 (b) Indicate number of participants with missing data for each variable of interest

Table 1

(c) Summarise follow-up time (eg, average and total amount) P7		
Outcome data	15*	Report numbers of outcome events or summary measures over time Tables
Main results	16	(a) Give unadjusted estimates and, if applicable, confounder-adjusted estimates and their precision (eg, 95% confidence interval). Make clear which confounders were adjusted for and why they were included NA (b) Report category boundaries when continuous variables were categorized Done (c) If relevant, consider translating estimates of relative risk into absolute risk for a meaningful time period Absolute rates given
Other analyses	17	Report other analyses done—eg analyses of subgroups and interactions, and sensitivity analyses All analyses reported
Discussion		
Key results	18	Summarise key results with reference to study objectives P9 and 10
Limitations	19	Discuss limitations of the study, taking into account sources of potential bias or imprecision. Discuss both direction and magnitude of any potential bias P10 and 11
Interpretation	20	Give a cautious overall interpretation of results considering objectives, limitations, multiplicity of analyses, results from similar studies, and other relevant evidence P11-13
Generalisability	21	Discuss the generalisability (external validity) of the study results P10 and 12
Other information		
Funding	22	Give the source of funding and the role of the funders for the present study and, if applicable, for the original study on which the present article is based P14

*Give information separately for exposed and unexposed groups.

Note: An Explanation and Elaboration article discusses each checklist item and gives methodological background and published examples of transparent reporting. The STROBE checklist is best used in conjunction with this article (freely available on the Web sites of PLoS Medicine at <http://www.plosmedicine.org/>, Annals of Internal Medicine at <http://www.annals.org/>, and Epidemiology at <http://www.epidem.com/>). Information on the STROBE Initiative is available at <http://www.strobe-statement.org>.

BMJ Open

Trends in HIV testing in the UK Primary Care setting: A 15 year retrospective cohort study 2000 to 2015

Journal:	<i>BMJ Open</i>
Manuscript ID	bmjopen-2018-027744.R1
Article Type:	Research
Date Submitted by the Author:	05-Feb-2019
Complete List of Authors:	Gompels, Mark; North Bristol NHS Trust, Department of Immunology, Southmead Hospital Michael, Skevi; University of Bristol, School of Mathematics Davies, Charlotte; University of Bristol, Department of Population Health Sciences, Bristol Medical School Jones, Tim; University of Bristol; University Hospitals Bristol NHS Foundation Trust, The National Institute for Health Research Collaboration for Leadership in Applied Health Research and Care West (NIHR CLAHRC West) Macleod, John; University of Bristol, Population Health Sciences, Bristol Medical School; University of Bristol, The National Institute of Health Research Health Protection Research Unit (NIHR HPRU) in Evaluation of Interventions May, Margaret; University of Bristol, Population Health Sciences, Bristol Medical School; University of Bristol, The National Institute of Health Research Health Protection Research Unit (NIHR HPRU) in Evaluation of Interventions
Primary Subject Heading:	General practice / Family practice
Secondary Subject Heading:	HIV/AIDS, Infectious diseases, Public health, Sexual health
Keywords:	PRIMARY CARE, HIV & AIDS < INFECTIOUS DISEASES, HIV testing, CPRD

SCHOLARONE™
Manuscripts

1
2
3
4
5 **Trends in HIV testing in the UK Primary Care setting: A 15 year retrospective cohort study 2000 to**
6 **2015**
7

8 M Gompels¹, S Michael², C F Davies³, T Jones^{3,4}, John MacLeod^{3,5}, M T May^{3,5}
9

10 Version:11/01/2019
11

12 ¹ Dr Mark Gompels: Consultant HIV, Department of Immunology, Southmead Hospital, North Bristol
13 NHS Trust, UK. Email: Mark.Gompels@nbt.nhs.uk
14

15 ² Dr Skevi Michael: Senior Teaching Associate, School of Mathematics, University of Bristol, UK.
16 Email: Skevi.Michael@bristol.ac.uk
17

18 ³ Dr Charlotte F Davies: Senior Research Associate, Department of Population Health Sciences,
19 Bristol Medical School, University of Bristol, UK. Email: Charlotte.Davies@bristol.ac.uk
20

21 ^{3,4} Dr Timothy Jones: Senior Research Associate, Department of Population Health Sciences, Bristol
22 Medical School, University of Bristol, UK and The National Institute for Health Research
23 Collaboration for Leadership in Applied Health Research and Care West (NIHR CLAHRC West) at
24 University Hospitals Bristol NHS Foundation Trust, Bristol, UK. Email: Timothy.Jones@bristol.ac.uk
25

26 ^{3,5} Professor John Macleod, Professor of Clinical Epidemiology and Primary Care, Department of
27 Population Health Sciences, Bristol Medical School, University of Bristol, UK and The National
28 Institute of Health Research Health Protection Research Unit (NIHR HPRU) in Evaluation of
29 Interventions at University of Bristol, Bristol, UK. Email: John.Macleod@bristol.ac.uk
30

31 ^{3,5} Professor Margaret T May, Professor of Medical Statistics, Department of Population Health
32 Sciences, Bristol Medical School, University of Bristol, UK and The National Institute of Health
33 Research Health Protection Research Unit (NIHR HPRU) in Evaluation of Interventions at University
34 of Bristol, Bristol, UK. Email: Margaret.may@bristol.ac.uk
35
36
37
38
39
40
41
42
43

44 **Corresponding author:**
45
46
47
48

49 Dr. Charlotte F. Davies
50 Department of Population Health Sciences
51 Bristol Medical School
52 University of Bristol
53 Bristol
54 BS8 2PS
55 UK Telephone: +44 117 9287209
56
57 Fax: +44 117 928 7325
58
59 charlotte.davies@bristol.ac.uk
60

1
2
3 Word Count: abstract 300, words 4656, 4 tables, 2 figures, 50 references, 1 supplementary figure, 2
4 supplementary tables, 1 web supplementary file (appendices 1-4)
5
6
7
8
9
10
11
12
13
14
15
16
17
18
19
20
21
22
23
24
25
26
27
28
29
30
31
32
33
34
35
36
37
38
39
40
41
42
43
44
45
46
47
48
49
50
51
52
53
54
55
56
57
58
59
60

For peer review only

Abstract 300

Objectives: To estimate trends in HIV testing, positivity and prevalence in UK Primary Care for 2000-2015 as part of a wider investigation into reasons for late diagnosis of HIV.

Design: Retrospective cohort study using the Clinical Practice Research Datalink (CPRD) which is derived from computerised clinical records produced during consultations in Primary Care.

Setting: 404 General Practices in England.

Participants: 5,979,598 adults aged ≥ 16 years registered between 2000-2015 with 45,093,761 person years of observation.

Outcomes: Annual HIV testing rates, proportion of positive tests, and prevalence of HIV-infected people recorded in Primary Care 2000-2015.

Results: HIV testing in Primary Care increased from 2000 to 2010, but then declined. Testing was higher in females than males and in those aged 16-44 years compared with older adults. Rates per 100,000 in women aged 16-44 years were 177 (95% CI 167-188); 1309 (1282-1336); 1789 (1757-1821) and 839 (817-862) in 2000, 2005, 2010 and 2015, respectively, and for non-pregnant women: 22.5 (19-26); 134 (125-143); 262 (250-275); 190 (179, 201). For men aged 16-44 years rates were: 26 (22-29); 107 (100-115); 196 (185-206); 137 (127-146). Over the study period, there were approximately 2 positive results per 1000 HIV tests. Men were eight-fold more likely to test positive than women. The percentage of HIV diagnoses among adults recorded in CPRD may be as low as 55% in London and 67% in the rest of the UK.

Conclusions: HIV testing rates in Primary Care peaked in 2010 and subsequently declined. Access to testing was higher for women despite the prevalence of HIV being higher in men.

Implications and further research needed:

Opportunities remain in Primary Care for increasing HIV testing to prevent costly late diagnoses and decrease HIV transmission. Interventions to improve targeting of tests and increase adherence to HIV testing guidelines are needed in Primary Care.

Article summary

Strengths and limitations of this study

- We investigated trends in HIV testing in Primary Care using high quality data from the Clinical Practice Research Datalink (CPRD) which is derived from computerised clinical records produced during consultations in Primary Care in England.
- CPRD provided anonymised Primary Care records on patients registered between 2000 and 2015 in 404 primary care practices in England which is likely to be representative of the general patient population.
- A limitation of the study is that not all General Practices contribute data to CPRD and therefore we cannot know whether the sample was representative.
- A major strength of the study was the large number of patients, nearly 6 million, which allowed us to contrast trends in HIV testing rates in Primary Care by sex, age, deprivation, rural/urban location and whether in London or not.
- Data were available for 15 years of follow up allowing us to show that HIV testing in Primary Care in England increased between 2000 and 2010, but then declined up to 2015 despite several NICE recommendations aimed at promoting testing in this setting.

Introduction

HIV testing in Primary Care is an important component of the strategy to diagnose HIV earlier and reduce transmission of HIV. In 2015 there were an estimated 89,800 (95% credible interval (CrI) 87,100-94,800) people living with HIV (PLWHIV) in England of whom approximately 15% (CrI 12-19%) were unaware of their infection¹. Of those individuals newly diagnosed with HIV in 2015, 39% were diagnosed late, defined as having a CD4 count below 350 cells/mL within three months of diagnosis.² An estimated 1 in 4 of newly diagnosed individuals experienced a missed opportunity for an earlier diagnosis within the healthcare system in the preceding year.³ Late diagnosis of HIV is associated with increased hospitalisations, decreased life expectancy,⁴⁻⁷ and higher treatment and care costs to the NHS.⁸ Importantly, individuals with undiagnosed HIV are likely to be responsible for the majority of transmissions because successfully treated individuals are unlikely to infect others.⁹

Universal HIV testing is considered to be cost-effective in areas with a local diagnosed HIV prevalence that exceeds 2 per 1000 in adults aged 15-59 years.^{2,10} In these high HIV prevalence areas recommendations are an HIV test should be routinely offered to all new GP registrations, those undergoing tests for other sexually transmitted infections or having blood tests for any reason, and all new hospital medical admissions.^{2,11} However, the majority of people with HIV seek medical care for a related condition several times prior to their HIV diagnosis.^{12,13} This may be presenting to general practice or hospital care, but without a high degree of clinical suspicion, the diagnosis is often missed.¹⁴ BHIVA has published a list of indicator diseases which are more commonly found in those who are HIV positive than negative.¹⁵ HIV testing is recommended in these cases, but recent surveys suggest poor adherence to guidelines.^{16,17}

Expanding HIV testing is a national health priority¹⁸ with 2016 NICE guidelines offering evidence based advice on the practicalities of how to do this in the UK and how to integrate HIV testing into usual clinical care.¹¹ Regardless of local HIV prevalence, a test should be routinely offered to patients in Primary Care when presenting with any HIV indicator condition and/or if patients are from a high risk group, for example, someone reporting an HIV positive partner or a history of injecting drug use or chemsex.¹¹ Despite this, evidence from systematic reviews shows that there are often many barriers to testing experienced by patients and equally by the healthcare providers (HCP).¹⁹⁻²¹ Patients presenting with clinical indicator conditions to their General Practitioner (GP) provide a valuable opportunity to diagnose HIV and avoid hospitalisations due to late diagnosis.²² Research has shown that the majority of patients (up to 75%) newly diagnosed with HIV had been seen in the healthcare system within the 12 months prior to their diagnosis resulting in a missed opportunity to

1
2
3 test.^{12,14,23 24} Opt out HIV testing has been shown to be feasible, acceptable and cost effective in eight
4 pilot studies conducted in community, primary and secondary care settings in high prevalence areas
5 across England.¹⁸ However, no recent evidence is available to know if HIV testing in Primary Care has
6 been increasing and guidelines have been implemented over the country and not just in high risk
7 areas.^{16,17}
8
9
10

11
12
13 HIV testing in Primary Care has been reported only for the years 1995 to 2005 using data from the
14 UK General Practice Research Database (GPRD).²⁵ This study showed that testing in Primary Care
15 remained low, but increased steadily. We analysed data from the same source collected between
16 2000 to 2015 to establish whether HIV testing had increased in Primary Care. We investigated
17 differences in HIV testing rates and HIV diagnosis by demographic characteristics and estimated the
18 prevalence of HIV recorded in Primary Care and compared it with estimates from national
19 surveillance.
20
21
22
23
24
25

26 **Methods**

27 ***Population and data***

28
29 We used data from the Clinical Practice Research Datalink (CPRD), previously known as the General
30 Practice Research Database (GPRD), which is derived from computerised clinical records produced
31 during consultations in Primary Care. CPRD provided anonymised Primary Care records on patients
32 registered between 2000 and 2015 in 404 primary care practices in England. Data were available on
33 nearly 6 million people aged over 16 years old who are broadly representative of the adult UK
34 population²⁶. General Practitioners (GP) enter data on tests, diagnoses and symptoms using Read
35 codes which are a hierarchical alphanumeric system similar to, but more extensive than
36 International Classification of Disease (ICD) codes. The list of Read codes used to identify (1) HIV
37 tests²⁵ (2) HIV diagnoses²⁵ (3) pregnancy/delivery/abortion²⁷ and (4) additional CPRD browser
38 pregnancy medcodes are listed as appendices 1 to 4, respectively, in the supplementary file. We
39 used individual level quintiles of the Index of Multiple Deprivation, 2015²⁸. Practices were classified
40 as rural, urban conurbation, or city/town at lower super output level (a small area geographic
41 boundary of around 1,500 people) in England based on Office for National Statistics classifications,
42 2011²⁹, and as within or outside London. Ethnicity was grouped as Asian, Black African, Black
43 Caribbean, Other, White, and unknown based on linked Hospital Episode Statistics data.
44
45 We used national surveillance data from Public Health England (PHE) on testing in Primary Care
46 derived from general practices that submit HIV tests to laboratories participating in the Sentinel
47 Surveillance of Blood Borne Virus Testing (SSBBV). These practices cover 35% of England's Primary
48
49
50
51
52
53
54
55
56
57
58
59
60

Care population. HIV testing data is captured from 66% of the Primary Care population in extremely high prevalence areas (>5 /1000), 37% within high prevalence areas (>2/1000) and 29% within low prevalence areas. These data exclude any point of care tests (POCTs) carried out by GPs, and tests carried out as part of antenatal screening. The latest data available on testing rates and positivity were for 2015³⁰. Data on HIV prevalence were derived from the HIV and AIDS Reporting System (HARS) and for earlier years the Survey of Prevalent HIV Infections Diagnosed (SOPHID) available from PHE.² These data were available up to 2015.

Patient and Public Involvement

Public and Patients were not involved in the design of this study. Patient data from General Practices were contributed via CPRD and PHE surveillance as stated above.

Statistical methods

HIV testing rate, positivity and prevalence of HIV recorded in primary care

Using data from CPRD we estimated the HIV testing rates for each year between 2000-2015, overall and by patient demographics. Testing rates were estimated for males and females, for all ages and grouped by age (16-44, ≥ 45 years - chosen to match the study by Evans et al²⁵). We also estimated rates separately according to whether the practice was in London or not, and by type of location. For each calendar year, the denominator used to calculate the HIV testing rate was the number of patients who were in the CPRD cohort in that year satisfying the following inclusion criteria:

- (i) they were registered before the 30th June of that year
- (ii) they did not transfer to another practice or die before the 30th June of that year
- (iii) they were in the same practice for at least six months
- (iv) they had not previously tested positive for HIV.

The numerator was the number of HIV tests carried out within the relevant year. For each patient in the denominator, the number of tests was calculated, disregarding repeat tests that were within a 3 month period. Any test done or registered more than 90 days after the first recorded positive test was ignored.

As the majority of HIV tests in women are carried out as part of antenatal screening, analyses for females were repeated excluding these tests. We identified women who were pregnant using either delivery dates or Read codes as follows:

- (i) Delivery (birth) dates associated with the females in our data: An HIV test was considered antenatal if it occurred between 3-9 months before the recorded delivery date.

- 1
2
3 (ii) Read codes indicating any sign of pregnancy (antenatal): In this case an HIV test was considered
4 antenatal if it occurred within 6 months from the day the Read code was recorded.
5
6 (iii) Read codes associated with the postpartum period: In this case the HIV test was considered
7 antenatal if it occurred within 3-10 months before the corresponding record.
8
9 (iv) Read codes indicating any sign of miscarriage or abortion: An HIV test was recorded as ante-natal
10 if it occurred between 3 months prior to 3 months after the corresponding record.
11
12

13 The Read codes associated with pregnancy are listed in the supplementary material. The antenatal
14 HIV tests were excluded from the numerator and the corresponding patients were removed from the
15 denominator for the related period as well.
16
17

18 We plotted the trends in HIV testing rates per 100,000 person years for 2000-2015 separately for men
19 and women (including and excluding ante-natal HIV tests) for all adults and restricted to those aged
20 16-44 years old. In addition, we calculated the annual proportion of HIV tests that were positive for
21 each year to investigate whether testing improved in terms of targeting higher risk individuals during
22 the later years.
23
24
25

26 For the years 2005, 2010 and 2015, we estimated and tabulated HIV testing rates and incidence rate
27 ratios (IRR) with 95% confidence intervals from Poisson models for males and females separately
28 according to whether practice was in London or not, by age, ethnicity, IMD, and by type of location.
29 To validate our estimates of HIV testing rates recorded in CPRD, we compared them with those from
30 national surveillance data collected by PHE for 2015³⁰. Finally, we estimated the prevalence of
31 diagnosed HIV recorded in CPRD and compared this with estimated prevalence from national
32 surveillance data collected by PHE using SOPHID and HARS to determine the proportion of all HIV
33 diagnoses that were recorded in CPRD. Data analysis was performed using STATA version 14.
34
35
36
37
38
39
40
41

42 RESULTS

43 Data were available on 5,979,598 distinct patients with 45,093,761 (males 22,155,768; females
44 22,937,630) person years of observation. The demographic characteristics of included individuals are
45 shown in Table 1. There were less males (48%) than females (52%). Practices (15%) and individuals
46 (16%) in the most deprived quintile of IMD were under-represented in CPRD. The total number of
47 HIV tests recorded in CPRD between 2000 and 2015 was 159,115 of which 357 (0.2%) were positive.
48
49
50
51

52 *Trends in HIV testing rates 2000-2015 in Primary Care*

53 Figure 1 shows the trend in HIV testing rates per 100,000 person years for the period 2000-2015 by
54 gender and age group, with and without inclusion of antenatal testing. The main reason for HIV testing
55 among women of child-bearing age was antenatal screening: the testing rates (per 100,000 person-
56
57
58
59
60

years) in all women aged 16-44 increased from 177 (95% CI 167-188) in 2000 to 1789 (1757-1821) in 2010 and then decreased to 839 (817, 862) in 2015, with the corresponding figures being 23 (19-26), 262 (250-275) and 190 (179-201) when antenatal testing was excluded. For males the corresponding rates were 26 (22-29), 196 (185-206) and 137 (127-146) in 2000, 2010 and 2015, respectively. For the whole period, HIV testing rates were higher in females than males (figure 1). This was true even when HIV tests carried out as part of antenatal screening were excluded. HIV testing rates in Primary Care peaked in females in 2010 (figure 1) and have declined markedly since then. In men and women not tested ante-natally, HIV testing rates increased until 2012-2013, but have declined since. Similar patterns were seen when data were restricted to those aged 16-44 years only, except that rates were much higher in younger adults compared with those aged 45 years and over. HIV testing rates with 95% confidence intervals (CI) are listed for all years from 2000-2015 for males, females and females excluding antenatal tests (supplementary table 1 all adults, supplementary table 2 for those aged 16-44 years).

Trends in positive HIV diagnosis in Primary Care

Although the number of HIV tests was much higher in women, more men tested positive: 196/20,328 (0.96%) men compared with 161/138,787 (0.12%) women. This was skewed by a very low rate of positive diagnoses in younger females who were screened ante-natally. The smoothed trend in the percentage of tests that were positive for men and women of different ages is shown in figure 2 (plot of raw data is shown in supplementary_figure). Percentage positive (excluding antenatal tests), was similar in men and women before 2005, but declined more sharply in women thereafter. The percentage of tests that were positive peaked around 2003 and have fallen sharply since 2010, indicating that there is no evidence of better targeting of testing to individuals in later years.

HIV testing rates in practices within and outside London, by age and deprivation index

HIV testing rates were two-fold higher in London compared with outside London for both men and women in 2005 and this differential increased in 2010 and 2015. Table 2 and table 3 give the testing rates for years 2005, 2010 and 2015 for males and females (excluding antenatal tests), respectively, stratified by whether the practices were in London or outside London. Data for all years between 2000 and 2015 are given for all adults (supplementary table 1) and for adults aged 16-44 years (supplementary table 2). In more recent years practices outside London but in conurbations had higher rates than those in cities or towns, which in turn had higher rates than rural practices. Although testing rates in men in London practices decreased between 2010 and 2015 overall from 273 (251-

1
2
3 295) to 246 (225-266) per 100,000 person-years, there was evidence of a shift in targeting of testing
4 since rates increased in older men from 151 (127-176) to 180 (154-206) per 100,000 person-years and
5 in the most deprived quintile from 415 (351-480) to 565 (487-643) per 100,000 person-years. This
6 targeting effect was also seen among women in London practices, but not in practices outside London.
7
8 However, in 2015 in London it remained the case that older people were less likely to be tested:
9 incidence rate ratio (IRR) for age ≥ 45 compared with 16-44 years was 0.59 (0.50-0.71) for men and
10 0.46 (0.38-0.55) in women. The corresponding IRR for outside London were much lower: IRR for age \geq
11 45 compared with 16-44 years was 0.37 (0.32-0.43) in men and 0.18 (0.16-0.21) in women. In contrast,
12 by 2015 the most deprived group were 2- or 3-fold more likely to be tested than the least deprived,
13 depending on gender and locality, with IRR for IMD quintile 5 versus 1 increasing markedly from 2005
14 through to 2015 (table 2 (males) and table 3 (females)).
15
16
17
18
19
20
21
22

23 *HIV testing rates and positivity according to national surveillance data*

24 For comparison, national surveillance data for 2015 estimated that General Practices in extremely
25 high prevalence areas defined as greater than 5/1000 population (comparable with "London" in our
26 CPRD study) carried out the highest number of tests per practice population, 860 per 100 000 person
27 years. This was nearly double the coverage rate of General Practices in high diagnosed prevalence
28 areas defined as greater than 2/1000 population (440/100 000), and ten times the coverage rate
29 among General Practices in low diagnosed prevalence areas (90/100 000). The estimates from
30 surveillance were higher than our estimates from CPRD (table 2 and table 3). The proportion of
31 positive tests among those tested in Primary Care estimated from SSBBV surveillance data was 0.4%
32 in 2015³⁰. This varied from 0.5% in very high prevalence areas to 0.2% in low prevalence areas and
33 was consistent with our estimated positivity (figure 2).
34
35
36
37
38
39
40
41
42

43 *Prevalence of recorded HIV in CPRD and comparison with national surveillance estimates*

44 In 2015 the prevalence of diagnosed HIV recorded in CPRD was 2.8 per 1000 adult patients in
45 London practices and 0.8 per 1000 in the rest of the UK (table 4). According to PHE surveillance, in
46 2015 HIV prevalence in UK was estimated to be 1.6 per 1000, and excluding undiagnosed HIV was
47 1.3 per 1000 population.² The HIV prevalence in London was estimated to be 4.7 per 1000,
48 substantially higher than the rest of the UK at 1.1 per 1000. The corresponding observed prevalence,
49 that is, excluding undiagnosed cases of HIV, was 4.2 and 0.9 per 1000 population in London and the
50 rest of the UK, respectively.² Therefore, only two-thirds of PLWHIV in London were likely known to
51 General Practice whereas in the rest of the UK this increased to nearly 90%. However, these
52 percentages are likely to be over-estimated as children aged <16 years were not included in the
53
54
55
56
57
58
59
60

1
2
3 CPRD calculations of prevalence but were included in PHE data. If we assume that 20% of the UK
4 population are aged <16 years old and that only 1000 children are living with HIV, then the
5 prevalence of diagnosed HIV among adults could be as high as 5.1 and 1.2 per 1000 in London and
6 outside London, respectively. The estimated percentage of HIV diagnoses among adults recorded in
7 CPRD may be as low as 55% and 67% in London and the rest of the UK, respectively. In General
8 Practices in London, prevalence of HIV recorded in CPRD was higher for males, older individuals,
9 Black African ethnicity and most deprived quintile (table 4) with a similar pattern in practices outside
10 London except that prevalence did not vary by age.
11
12
13
14
15
16
17
18

19 Discussion

20 *Statement of principal findings*

21
22
23 Our analysis of CPRD data on GP consultations recorded on approximately 6 million people living in
24 the UK over a 15-year period, shows that the initial rise in HIV testing seen in Primary Care between
25 2000 and 2010 reversed with a significant drop in the testing rates for HIV in primary care from
26 2010. This is an unexpected finding as throughout this period prevalence of HIV has been increasing
27 which should have engendered higher rates of testing in Primary Care, given the NICE
28 recommendation to test all new registrants and those with HIV indicator conditions^{31,32}. HIV testing
29 rates in Primary Care were higher in women than men throughout the study period, even when tests
30 for antenatal screening were excluded, despite HIV prevalence being higher in men. This resulted in
31 men being eight-fold more likely to test positive than women in this setting. Over the 15-year period
32 of the study, there were approximately 2 positive results per 1000 HIV tests. We did not find
33 evidence of better targeting of HIV testing to individuals in more recent years as the percentage of
34 tests that were positive peaked around 2003. Many individuals at high risk of HIV infection may
35 choose to test in settings other than General Practice, such as sexual health clinics, which might
36 make it harder to target HIV testing among the population attending Primary Care.
37
38
39
40
41
42
43
44
45
46
47

48 The pattern of HIV testing has also changed over time. Testing was two-fold higher in London than
49 elsewhere and has increased in the groups and areas of high deprivation within London. This is
50 reassuring as it also reflects the higher prevalence of HIV in these areas and indicates that HIV
51 testing has become more geographically targeted. Overall, testing rates were higher in urban
52 conurbations and cities than in rural areas reflecting the national prevalence figures². Younger
53 people were more likely to be tested than those aged 45 years and over, which reflects the incidence
54 pattern for HIV. However, our data shows an increasing trend in the rate of testing among the older
55
56
57
58
59
60

1
2
3 age group in London, but not elsewhere, which may have been driven by the recognition that among
4 those with HIV infection the proportion diagnosed late is higher in older age groups³³.
5
6

7 In 2015, the prevalence of HIV recorded in CPRD was over three-fold higher in London than
8 elsewhere, but overall was substantially lower than the prevalence of diagnosed HIV estimated from
9 PHE surveillance². This may be due to HIV-positive individuals not using primary care or to non-
10 disclosure of their HIV status to their GP, not recording of the diagnosis on GP systems, or to CPRD
11 not including sufficient practices with high HIV prevalence. CPRD is broadly representative of
12 Primary Care in the UK, but the UK HIV epidemic is concentrated in cities with approximately half of
13 HIV-positive individuals living in London². The estimated percentage of HIV diagnoses among adults
14 that were recorded in CPRD increased between 2005 and 2015 but was still substantially lower in
15 London than elsewhere. This trend may reflect the ageing HIV population's greater requirement of
16 primary care services, decrease in stigma of disclosure, or better transfer and recording in Primary
17 Care of positive results of HIV tests carried out in other settings in later years.
18
19
20
21
22
23
24
25

26 *Strengths and weaknesses of the study*

27

28 This study is very large with data from nearly six million patients followed over fifteen years with
29 detailed primary care records. This detailed coverage enabled us to accurately measure HIV testing
30 rates according to the important factors of deprivation, urbanisation, gender, ethnicity and age.
31 Records were collected prospectively and electronically over a significant time period; therefore, we
32 were able to show clearly the trends that have occurred. Our analysis and the data collection may be
33 biased by several factors. The CPRD only includes a sample of general practices, but this is broadly
34 representative of Primary Care in the UK, and, given the large numbers, this is a sufficient sample
35 size for estimates of testing rates to be accurate. We have shown the CPRD slightly under
36 represents deprivation, in both individuals and GP practices. Whilst this may be the case, given the
37 very large sample size, we think that we can still draw valuable conclusions from this data. This
38 study can only show the rates of testing in Primary Care. What is clear, given the number of HIV
39 positive patients, is that many patients will have been diagnosed in other healthcare settings, for
40 example, PHE estimated that in England during 2016 5.9% and 7.3% of new diagnoses in men and
41 women, respectively, were made in Primary Care³⁴. This implies that estimates of the prevalence of
42 diagnosed HIV based on diagnoses recorded in CPRD will be under-estimates for the UK which we
43 have shown by comparing with surveillance data from PHE.
44
45
46
47
48
49
50
51
52
53
54

55 *Strengths and weaknesses in relation to other studies, discussing important differences in results*

56
57
58
59
60

1
2
3 HIV testing in Primary Care in the Netherlands also decreased between 2010-2015 despite similar
4 guidelines encouraging more pro-active screening for HIV³⁵. Although HIV testing in Primary Care has
5 declined, the rates of late diagnosis (CD4 count less than 350 cells/mL) have also declined from 50%
6 in 2010 to 39% in 2015³⁶, indicating a discordancy between the testing in Primary Care and
7 diagnosis. This indicates that increased testing has likely occurred in other settings. Earlier diagnosis
8 may be due to better detection in secondary care, either from screening or testing those with
9 indicator conditions, or through other routes such as sexual health clinics, insurance requests or
10 specialist testing services. Moreover, if testing has become better targeted in Primary Care and
11 incidence in the consulting population is decreasing then even without an increase in testing, those
12 who get tested may be tested earlier in the course of HIV infection leading to reduced rates of late
13 diagnoses. However, we have shown a significant decline in HIV testing in Primary Care since the
14 previous analysis by Evans *et al*²⁵ on testing up to 2005, and therefore we can look at increased
15 testing in primary care as an option to improve early HIV detection rates.
16
17
18
19
20
21
22
23
24

25
26 *Meaning of the study: possible explanations and implications for clinicians and policymakers*

27
28 Since 2015, UK and international treatment guidelines³⁷ for those diagnosed with HIV recommend
29 immediate treatment with antiretroviral therapy (ART) because of both the START trial³⁸ showing
30 that delaying therapy was detrimental to individual health and the beneficial effects of treatment as
31 prevention (TasP). Therefore, in recent years the majority of new infections will have been
32 transmitted by those who were undiagnosed³⁹ because most patients who are diagnosed are treated
33 with effective ART and unlikely to transmit HIV.^{9,40,41} This change, together with pre-exposure
34 prophylaxis (PrEP), has resulted in a decline in HIV infection rates for the last 2 years³⁴. Nevertheless,
35 there are still opportunities for diagnosing HIV earlier in Primary Care whilst testing rates remain
36 very low. Current UK testing guidelines³⁴ recommend people attending General Practices in areas of
37 high HIV prevalence should be offered an HIV test at registration or when having a blood test if they
38 have not had an HIV test in the past 12 months. People newly diagnosed with an HIV indicator
39 condition should also be offered an HIV test. The aim is to diagnose HIV earlier as late diagnosis of
40 HIV is associated with increased morbidity and mortality.^{7,42,43} There are benefits for diagnosing HIV
41 earlier both for the individual in terms of quality of life and life expectancy⁶ and a wider societal
42 benefit of reduced transmission and lower NHS treatment costs. Each prevented infection saves an
43 estimated £300,000 in lifetime treatment costs.^{43,44} According to PHE surveillance, in 2016, HIV test
44 positivity rates in Primary Care in high (0.5%) and extremely high (0.4%) diagnosed HIV prevalence
45 areas exceeded those seen in sexual health services, indicating that more testing should be carried
46 out in primary care³⁴.
47
48
49
50
51
52
53
54
55
56
57
58
59
60

Unanswered questions and future research

Although it is a public health imperative, and target, to increase HIV testing and diagnosis, it is unclear how this could be implemented in Primary Care. A literature review undertaken of public and Health Care Professional (HCP) attitudes towards HIV testing in the UK showed that a proactive offer of an HIV test by the HCP was an important factor which could help increase testing rates.²¹ Reasons for low levels of HIV testing by the HCP include fear/concern of offending patients, inadequate knowledge/training on HIV, low awareness of current testing guidelines, underestimation of patient risk, insufficient time, competing priorities, perceived burdensome consent process and pre-test discussion.^{19-21,45} Studies indicate a need for education and training on HIV testing for HCP in Primary Care to overcome these barriers to testing.^{16,46} Adequate interventions are needed to address these barriers so individuals can receive a timely HIV test and with it the important treatment benefits and care if found to be HIV positive. HCPs in the UK have opportunities to initiate HIV testing in at-risk individuals and reduce the proportion of undiagnosed infection.^{12,14} Another literature review has provided evidence that HIV indicator conditions have the potential to be used more effectively as triggers for earlier HIV testing⁴⁷. Opt-out testing can facilitate increased HIV testing as has been evident from a trial in emergency care setting⁴⁸. When blood tests are carried out for any reason in primary care, there could also be an opt-out HIV test. Computer prompts based on risk algorithms are another strategy to support HIV testing⁴⁹⁻⁵³ which could be based on electronic health records such as those in CPRD.

Although the results shown here are for a UK based population the methodology may be applicable to other healthcare systems. They provide accurate testing rates and detection rates in Primary Care which are measures of HIV testing that can be used for international comparisons. A key element for preventing transmission and late diagnosis of HIV is testing in Primary Care, based on a screening strategy or indicator conditions⁵⁴. These data inform us of the current situation on testing and will be useful in planning and evaluating interventions to improve this.

The data on the discrepancy between PHE and CPRD prevalence of HIV positive status being recorded is another finding of importance for planning. New testing strategies such as home test and rapid testing outside of standard health care settings may contribute to the decrease in testing in Primary Care. These need to have a strategy in their delivery to feed back to Primary Care to maximise the benefits to patients and their health networks.

Conclusions

HIV testing rates have declined in Primary Care in all age groups, although there has been a fall in late presentation. HIV testing rates are highest in London, and higher in urban areas than rural areas. Adherence to HIV testing guidelines^{15,31,32} would likely increase the number of positive tests and help prevent late diagnosis. Further interventions to increase selectivity of testing (positive cases per test) may be required, either at the individual level using risk factors and HIV indicator conditions or at the practice level using knowledge of local HIV prevalence.

Contributor and guarantor information

MG and MM planned the research study and were responsible for study design. JM and TJ advised on study design. CD applied for ethics approval and did the literature search. TJ and CD obtained data from CPRD and helped with coding and extracting data. SM was responsible for statistical analyses, tables and graphs. MM, SM and MG wrote the first draft of the paper. All authors contributed to writing and revising the paper and agreed to submission. MM acts as guarantor for the conduct of the study, had full access to the data and made decision to publish.

Ethics approval

The protocol was submitted to and approved by the independent scientific advisory committee for the CPRD (protocol ISAC number 16_172A). The study was approved by the South West, Frenchay, Research Ethics Committee on the 19/09/2016 (REC reference 16/SW/0286).

Transparency statement

Margaret May affirms that the manuscript is an honest, accurate and transparent account of the study, and that no important aspects of the study have been omitted. The sponsor had no role in research or decision to publish.

Competing Interests statement

No authors have any competing interests.

Role of the funding source:

The study was supported by Research Capability Funding from North Bristol NHS Trust. This study is based in part on data from the Clinical Practice Research Datalink (CPRD) obtained under licence from the UK Medicines and Healthcare products Regulatory Agency. This report is independent research supported by the National Institute for Health Research (NIHR) Health Protection Research Unit (HPRU) in Evaluation of Interventions at University of Bristol in partnership with Public Health England. TJ's time is supported by the NIHR Collaboration for Leadership in Applied Health Research and Care West (CLAHRC West) at University Hospitals Bristol NHS Foundation Trust. MM is also supported by the NIHR Biomedical Research Centre at University Hospitals Bristol NHS Foundation Trust and the University of Bristol. However, the interpretation and conclusions contained in this report are those of the authors and not necessarily those of the NHS, the NIHR, CPRD or the Department of Health.

Acknowledgements

We would like to thank the following authors; Joni Jackson, Natalia V. Lewis, Gene S Feder, Penny Whiting, Timothy Jones, John Macleod and Maria Theresa Redaniel for sharing their medical codes to identify pregnancy, delivery and abortion used in our data analysis.

Data sharing

No additional data is available as use of the data was licensed by CPRD and therefore cannot be shared further.

References

1. Brown AE, Kirwan PD, Chau C, Khawam J, Gill ON, VC. D. Public Health England, London. Towards elimination of HIV transmission, AIDS and HIV-related deaths in the UK – 2017 report. 2017.
2. Kirwan PC, C; Brown, AE; Delpech, VC; and contributors;. *HIV in the UK - 2016 report*. London: Public Health England;2016.
3. Ellis S, Curtis H, Ong ELC, British HIVAB, Stand BCA. HIV diagnoses and missed opportunities. Results of the British HIV Association (BHIVA) National Audit 2010. *Clinical Medicine*. 2012;12(5):430-434.
4. Chadborn TR, Delpech VC, Sabin CA, Sinka K, Evans BG. The late diagnosis and consequent short-term mortality of HIV-infected heterosexuals (England and Wales, 2000-2004). *AIDS*. 2006;20(18):2371-2379.
5. Girardi E, Sabin CA, Monforte AdA. Late diagnosis of HIV infection: Epidemiological features, consequences and strategies to encourage earlier testing. *Jaids-Journal of Acquired Immune Deficiency Syndromes*. 2007;46:S3-S8.
6. May M, Gompels M, Delpech V, et al. Impact of late diagnosis and treatment on life expectancy in people with HIV-1: UK Collaborative HIV Cohort (UK CHIC) Study. *British Medical Journal*. 2011;343(d6016).
7. Croxford S, Kitching A, Desai S, et al. Mortality and causes of death in people diagnosed with HIV in the era of highly active antiretroviral therapy compared with the general population: an analysis of a national observational cohort. *The Lancet Public Health*. 2017;2(1):e35-e46.
8. Beck EJ, Mandalia S, Sangha R, et al. The Cost-Effectiveness of Early Access to HIV Services and Starting cART in the UK 1996-2008. *PLoS One*. 2011;6(12).
9. Rodger AJ, Cambiano V, Bruun T, et al. Sexual Activity Without Condoms and Risk of HIV Transmission in Serodifferent Couples When the HIV-Positive Partner Is Using Suppressive Antiretroviral Therapy. *Jama-J Am Med Assoc*. 2016;316(2):171-181.
10. NICE. National Institute of Health and Care Excellence (NICE). HIV testing: increasing uptake among people who may have undiagnosed HIV. Economic assessment: resource impact of recommendations. March 2016 (accessed 07/2016) <https://www.nice.org.uk/guidance/GID-PHG91/documents/economic-report>. 2016.
11. NICE. National Institute of Health and Care Excellence (NICE). HIV testing: increasing uptake among people who may have undiagnosed HIV. (accessed 09/2017) [niceorguk/guidance/ng60](https://www.nice.org.uk/guidance/ng60). 2016.
12. Read P, Armstrong-James D, Tong CYW, Fox J. Missed opportunities for HIV testing-a costly oversight. *Qjm-an International Journal of Medicine*. 2011;104(5):421-424.
13. Joore IK, Arts DL, Kruijer MJ, et al. HIV indicator condition-guided testing to reduce the number of undiagnosed patients and prevent late presentation in a high-prevalence area: a case-control study in primary care. *Sex Transm Infect*. 2015;91(7):467-472.
14. Burns FM, Johnson AM, Nazroo J, et al. Missed opportunities for earlier HIV diagnosis within primary and secondary healthcare settings in the UK. *AIDS*. 2008;22(1):115-122.

15. BHIVA. British HIV Association. UK National Guidelines for HIV testing 2008; (accessed 04/2016) <http://www.bhiva.org/HIVtesting2008.aspx>. 2008.
 16. Elmahdi R, Gerver SM, Guillen GG, Fidler S, Cooke G, Ward H. Low levels of HIV test coverage in clinical settings in the UK: a systematic review of adherence to 2008 guidelines. *Sex Transm Infect*. 2014;90(2):119-124.
 17. Hartney T, Kennedy I, Crook P, Nardone A. Expanded HIV testing in high-prevalence areas in England: results of a 2012 audit of sexual health commissioners. *HIV medicine*. 2014;15(4):251-254.
 18. Health Protection Agency (HPA). Time to test for HIV: expanding HIV testing in healthcare and community services in England (accessed 09/2017). 2011.
 19. Deblonde J, De Koker P, Hamers FF, Fontaine J, Luchters S, Temmerman M. Barriers to HIV testing in Europe: a systematic review. *European Journal of Public Health*. 2010;20(4):422-432.
 20. Bolsewicz K, Vallely A, Debattista J, Whittaker A, Fitzgerald L. Factors impacting HIV testing: a review - perspectives from Australia, Canada, and the UK. *Aids Care-Psychological and Socio-Medical Aspects of Aids/Hiv*. 2015;27(5):570-580.
 21. Davies C, Gompels M, May M. Public and Healthcare Practitioner attitudes towards HIV testing: Review of the evidence in the UK. *International STD Research and Reviews*. 2015;3(3):991-1022.
 22. Scognamiglio P, Chiaradia G, De Carli G, et al. The potential impact of routine testing of individuals with HIV indicator diseases in order to prevent late HIV diagnosis. *Bmc Infect Dis*. 2013;13.
 23. Goodall L, Leen C. Late diagnosis of HIV: could this be avoided? *Scott Med J*. 2011;56(2):84-86.
 24. Joore IK, Reukers DF, Donker GA, et al. Missed opportunities to offer HIV tests to high-risk groups during general practitioners' STI-related consultations: an observational study. *BMJ Open*. 2016;6(1):e009194.
 25. Evans HER, Mercer CH, Rait G, et al. Trends in HIV testing and recording of HIV status in the UK primary care setting: a retrospective cohort study 1995-2005. *Sex Transm Infect*. 2009;85(7):520-526.
 26. Herrett E, Gallagher AM, Bhaskaran K, et al. Data Resource Profile: Clinical Practice Research Datalink (CPRD). *Int J Epidemiol*. 2015;44(3):827-836.
 27. Jackson J, Lewis NV, Feder GS, et al. Exposure to domestic violence and abuse and consultations for emergency contraception: nested case-control study in a UK primary care dataset. *Br J Gen Pract* DOI: <https://doi.org/10.3399/bjgp18X700277>. 2018.
 28. National Statistics. English Indices of Deprivation 2015. Statistics on relative deprivation in small areas in England. <https://www.gov.uk/government/statistics/english-indices-of-deprivation-2015> (accessed 04/2016). 2015.
 29. Office for National statistics (ONS), Rural/Urban classifications. <https://www.ons.gov.uk/methodology/geography/geographicalproducts/ruralurbanclassifications/2011ruralurbanclassification> (accessed 07/2016)
 - 2011.
 30. Public Health England (PHE). Health Protection Report. Annual report from the sentinel surveillance study of blood borne virus testing in England: data for January to December 2015
- (Accessed July 2016)
- https://assets.publishing.service.gov.uk/government/uploads/system/uploads/attachment_data/file/540332/hpr2416_bbvs.pdf. 2016.
31. NICE. National Institute for Health and Care Excellence (NICE). Increasing the uptake of HIV testing to reduce undiagnosed infection and prevent transmission among black African

- communities living in England. *NICE Public Health Guidance 33 (accessed 10/2014)* <http://nice.org.uk>. 2011.
32. NICE. National Institute for Health and Care Excellence (NICE). Increasing the uptake of HIV testing among men who have sex with men. *NICE Public Health Guidance 34 (accessed 09/2014)* <http://nice.org.uk>. 2011.
 33. Tavošchi L, Gomes Dias J, Pharris A. New HIV diagnoses among adults aged 50 years or older in 31 European countries, 2004-15: an analysis of surveillance data. *Lancet HIV*. 2017;4(11):e514-e521.
 34. Nash SGF, M; Gill, O.N.; Connor, N.; and contributors;. *HIV testing in England: 2017 report*. . London: Public Health England; 1/11/2017 2017.
 35. Joore IK, van Bergen J, Ter Riet G, van der Maat A, van Dijk N. Development and evaluation of a blended educational programme for general practitioners' trainers to stimulate proactive HIV testing. *BMC family practice*. 2018;19(1):36.
 36. Public Health England (PHE). HIV: annual data tables. HIV surveillance data in the UK by demographic characteristics and geographical region. (Accessed 7/2016) <https://www.gov.uk/government/statistics/hiv-annual-data-tables>. 2015 (updated 2017).
 37. World Health Organisation (WHO). Guideline on when to start antiretroviral therapy and on pre-exposure prophylaxis for HIV. Geneva: World Health Organization, 2015 (<http://www.who.int/hiv/pub/guidelines/earlyrelease-arv/en> (accessed 07/17). Sept 2015.
 38. Lundgren JD, Babiker AG, Gordin F, et al. Initiation of Antiretroviral Therapy in Early Asymptomatic HIV Infection. *The New England journal of medicine*. 2015;373(9):795-807.
 39. Marks G, Crepaz N, Janssen RS. Estimating sexual transmission of HIV from persons aware and unaware that they are infected with the virus in the USA. *Aids*. 2006;20(10):1447-1450.
 40. Vernazza P, Hirschel B, Bernasconi E, Flepp M. HIV transmission under highly active antiretroviral therapy. *Lancet*. 2008;372(9652):1806-1807.
 41. Cohen MS, Chen YQ, McCauley M, et al. Prevention of HIV-1 Infection with Early Antiretroviral Therapy. *New Engl J Med*. 2011;365(6):493-505.
 42. Sabin C. Review of life expectancy in people with HIV in settings with optimal ART access: what we know and what we don't. *J Int AIDS Soc*. 2012;15:4-4.
 43. Nakagawa F, Lodwick RK, Smith CJ, et al. Projected life expectancy of people with HIV according to timing of diagnosis. *Aids*. 2012;26(3):335-343.
 44. Fleishman JA, Yehia BR, Moore RD, Gebo KA, Network HR. The Economic Burden of Late Entry Into Medical Care for Patients With HIV Infection. *Med Care*. 2010;48(12):1071-1079.
 45. Hunter E, Perry M, Leen C, Premchand N. HIV testing: getting the message across—a survey of knowledge, attitudes and practice among non-HIV specialist physicians. *Postgraduate Medical Journal*. 2012;88(1036):59-65.
 46. Pillay TD, Mullineux J, Smith CJ, Matthews P. Unlocking the potential: longitudinal audit finds multifaceted education for general practice increases HIV testing and diagnosis. *Sex Transm Infect*. 2013;89(3):191-U125.
 47. Davies C, Gompels M, May M. Use and Effectiveness of HIV Indicator Conditions in Guiding HIV Testing: A Review of the Evidence *International STD Research & Reviews*. 2017;6(2):1-27.
 48. Montoy JC, Dow WH, Kaplan BC. Patient choice in opt-in, active choice, and opt-out HIV screening: randomized clinical trial. *BMJ (Clinical research ed)*. 2016;532:h6895.
 49. Federman D, Kravetz J, Vasquez L, ., Campbell S. Improving human immunodeficiency virus testing rates with an electronic clinical reminder. *The American Journal of Medicine*. 2012;125(3):240-242.
 50. Schrantz SJ, Babcock CA, Theodosis C, Brown S, Mercer S, Pillow MT ea. A targeted, conventional assay, emergency department HIV testing program integrated with existing clinical procedures. . *Ann Emerg Med*. 2011;58((1 Suppl 1)::S85-88.e81.

- 1
2
3
4
5
6
7
8
9
10
11
12
13
14
15
16
17
18
19
51. Goetz MB, Hoang T, Bowman C, Knapp H, Rossman B, Smith R. A system-wide intervention to improve HIV testing in the Veterans Health Administration. . *J Gen Intern Med.* 2008;23(8):1200-1207.
52. Menza TW HJ, Celum CL, Golden, MR. Prediction of HIV acquisition among men who have sex with men. . *Sex Transm Dis.* 2009;36(9):547-555.
53. Sharghi N, Bosch RJ, Mayer K, Essex M, Seage GR. The development and utility of a clinical algorithm to predict early HIV-1 infection. . *J Acquir Immune Defic Syndr.* 2005;40(4):472-478.
54. Joore IK, Twisk DE, Vanrolleghem AM, et al. The need to scale up HIV indicator condition-guided testing for early case-finding: a case-control study in primary care. *BMC family practice.* 2016;17(1):161.

20
21
22
23
24
25
26
27
28
29
30
31
32
33
34
35
36
37
38
39
40
41
42
43
44
45
46
47
48
49
50
51
52
53
54
55
56
57
58
59
60

Table 1: Patient and practice demographics

Demographic Variable	Group	Frequency	Percentage (%)
Gender	Males	2,871,884	48.03
	Females	3,107,562	51.97
	Other/Unknown	152	0.00
Age (in 2015)	16-44	2,684,443	44.89
	>44	3,295,155	55.11
Ethnicity	Asian	147,295	2.46
	Black African	45,632	0.76
	Black Caribbean	28,558	0.48
	Other	118,934	1.99
	White	3,328,189	55.66
	Unknown	2,310,990	38.65
Region	Outside London	4,693,116	78.49
	London	1,129,924	18.90
	Unknown	156,558	2.62
Urban/Rural	Urban(Conurbation)	2,134,497	35.70
	Urban(City/Town)	2,991,079	50.02
	Rural	697,452	11.66
	Unknown	156,558	2.62
Patient IMD (2015) 1=least deprived, ..., 5=most deprived	Quintile 1	1,285,213	21.49
	Quintiles 2,3,4	3,564,936	59.62
	Quintile 5	964,853	16.14
	Unknown	164,596	2.75
Practice IMD (2015) 1=least deprived, ..., 5=most deprived	Quintile 1	1,249,293	20.89
	Quintiles 2,3,4	3,702,313	61.92
	Quintile 5	871,434	14.57
	Unknown	156,558	2.62

Table 2: Testing rates (per 100,000 person years) for **males** and incidence rate ratios (IRR) with 95% CI for years 2005, 2010, 2015.

	London								
	2005 Rate (95% CI)	2005 IRR (95% CI)	p-value	2010 Rate (95% CI)	2010 IRR (95% CI)	p-value	2015 Rate (95% CI)	2015 IRR (95% CI)	p-value
Overall	133 (117, 148)	-	-	273 (251, 295)	-	-	246 (225, 266)	-	-
Age									
16-44	175 (151, 198)	1	<0.0001	366 (333, 400)	1	<0.0001	304 (272, 336)	1	<0.0001
>=45	75 (56, 93)	0.43 (0.33, 0.56)		151 (127, 176)	0.41 (0.34, 0.50)		186 (154, 206)	0.59 (0.50, 0.71)	
Ethnicity									
White	102 (80, 125)	1		240 (206, 275)	1		227 (187, 256)	1	
Asian	152 (73, 232)	1.49 (0.85, 2.62)	<0.0001	329 (220, 438)	1.37 (0.95, 1.96)	<0.0001	165 (88, 247)	0.76 (0.47, 1.22)	<0.0001
Black African	669 (361, 977)	6.53 (3.93, 10.85)		1227 (849, 1605)	5.10 (3.63, 7.18)		919 (602, 1236)	4.15 (2.84, 6.06)	
Black Caribbean	216 (432, 389)	2.11 (0.92, 4.82)		361 (148, 574)	1.50 (0.82, 2.76)		523 (267, 779)	2.36 (1.42, 3.95)	
Patient IMD (2015)*									
Quintile 1	160 (119, 202)	1		207 (159, 254)	1		200 (153, 248)	1	
Quintiles 2,3,4	120 (102, 139)	0.75 (0.56, 1.01)	0.0912	252 (226, 279)	1.22 (0.95, 1.57)	<0.0001	177 (155, 198)	0.88 (0.68, 1.14)	<0.0001
Quintile 5	155 (114, 195)	0.96 (0.67, 1.40)		415 (351, 480)	2.01 (1.53, 2.65)		565 (487, 643)	2.82 (2.16, 3.68)	
	Outside London								
	2005 Rate (95% CI)	2005 IRR (95% C.I.)	p-value	2010 Rate (95% CI)	2010 IRR (95% C.I.)	p-value	2015 Rate (95% CI)	2015 IRR (95% C.I.)	p-value
Overall	65 (60, 70)	-	-	106 (100, 112)	-	-	66 (60, 69)	-	-
Age									
16-44	95 (87, 103)	1	<0.0001	161 (150, 172)	1	<0.0001	106 (91, 109)	1	<0.0001
>=45	34 (29, 39)	0.36 (0.30, 0.42)		54 (48, 60)	0.34 (0.30, 0.38)		33 (32, 42)	0.37 (0.32, 0.43)	
Ethnicity									
White	63 (57, 69)	1		100 (92, 108)	1		69 (57, 70)	1	
Asian	159 (89, 229)	2.52 (1.61, 3.94)	<0.0001	336 (245, 427)	3.36 (2.55, 4.44)		200 (135, 266)	3.16 (2.25, 4.45)	
Black African	579 (221, 937)	9.17 (4.90, 17.16)		1321 (859, 1783)	13.24 (9.23, 18.97)		584 (289, 878)	9.22 (5.51, 15.44)	
Black Caribbean	185 (37, 366)	2.93 (1.09, 7.83)		506 (156, 856)	5.06 (2.86, 8.96)		205 (25, 379)	3.19 (1.32, 7.70)	
Patient IMD (2015)*									
Quintile 1	60 (51, 69)	1		98 (87, 110)	1		64 (52, 70)	1	
Quintiles 2,3,4	60 (54, 66)	1.0 (0.84, 1.20)	0.0002	94 (87, 101)	0.96 (0.83, 1.10)	<0.0001	57 (48, 59)	0.87 (0.73, 1.04)	<0.0001
Quintile 5	89 (75, 104)	1.49 (1.20, 1.86)		163 (145, 182)	1.66 (1.41, 1.96)		110 (99, 131)	1.89 (1.55, 2.31)	
Urban/Rural class									
Conurbation	65 (55, 76)	1		144 (129, 159)	1		97 (79, 102)	1	
City/Town	69 (63, 75)	1.05 (0.88, 1.26)	0.0045	100 (93, 107)	0.70 (0.61, 0.79)	<0.0001	69 (54, 65)	0.66 (0.56, 0.77)	<0.0001
Rural	47 (37, 58)	0.72 (0.55, 0.95)		75 (62, 88)	0.52 (0.43, 0.64)		47 (39, 60)	0.55 (0.43, 0.70)	

*1=least deprived - 5=most deprived

bmjopen-2018-027774 on November 20, 2019. Downloaded from <http://bmjopen.bmj.com/> by guest. Protected by copyright.

Table 3: Testing rates (per 100000 person years) for **females** and incidence rate ratios (IRR) with 95% CI for years 2005, 2010, 2015 (antenatal testing excluded)

	London								
	Rate (95% CI)	2005 IRR (95% CI)	p-value	Rate (95% CI)	2010 IRR (95% CI)	p-value	Rate (95% CI)	2015 IRR (95% CI)	p-value
Overall	139 (123, 155)	-	-	309 (285, 332)	-	-	243 (223, 264)	-	-
Age									
16-44	216 (189, 242)	1		479 (440, 517)	1		327 (295, 360)	1	
>=45	39 (26, 52)	0.18 (0.13, 0.26)	<0.0001	93 (74, 112)	0.19 (0.16, 0.24)	<0.0001	150 (127, 173)	0.46 (0.38, 0.55)	<0.0001
Ethnicity									
White	120 (100, 140)	1		270 (239, 301)	1		170 (144, 195)	1	
Asian	199 (117, 280)	1.65 (1.09, 2.51)		261 (183, 339)	0.97 (0.70, 1.33)		190 (126, 254)	1.12 (0.78, 1.62)	
Black African	415 (234, 596)	3.46 (2.21, 5.43)	<0.0001	825 (602, 1048)	3.06 (2.29, 4.08)	<0.0001	728 (487, 929)	4.30 (3.13, 5.87)	<0.0001
Black Caribbean	248 (96, 400)	2.06 (1.15, 3.72)		438 (260, 617)	1.63 (1.06, 2.48)		399 (211, 578)	2.35 (1.50, 3.70)	
Patient IMD (2015)*									
Quintile 1	153 (112, 194)	1		172 (130, 215)	1		156 (115, 197)	1	
Quintiles 2,3,4	125 (106, 143)	0.82 (0.60, 1.10)	0.0278	284 (258, 311)	1.65 (1.27, 2.14)	<0.0001	195 (173, 218)	1.25 (0.95, 1.66)	<0.0001
Quintile 5	183 (138, 227)	1.19 (0.84, 1.71)		539 (463, 615)	3.13 (2.37, 4.14)		520 (448, 592)	3.33 (2.50, 4.46)	
	Outside London								
	Rate (95% CI)	2005 IRR (95% CI)	p-value	Rate (95% CI)	2010 IRR (95% CI)	p-value	Rate (95% CI)	2015 IRR (95% CI)	p-value
Overall	67 (62, 71)	-	-	117 (111, 123)	-	-	83 (78, 89)	-	-
Age									
16-44	118 (108, 127)	1		216 (204, 229)	1		160 (148, 171)	1	
>=45	21 (17, 24)	0.18 (0.15, 0.21)	<0.0001	34 (29, 38)	0.16 (0.14, 0.18)	<0.0001	29 (25, 33)	0.18 (0.16, 0.21)	<0.0001
Ethnicity									
White	67 (61, 72)	1		117 (110, 125)	1		77 (71, 83)	1	
Asian	188 (123, 252)	2.82 (2.01, 3.95)		357 (284, 430)	3.04 (2.46, 3.77)		207 (155, 259)	2.69 (2.07, 3.50)	
Black African	515 (270,)	7.33 (4.77, 12.53)	<0.0001	829 (563, 1094)	7.07 (5.13, 9.73)	<0.0001	432 (299, 616)	5.63 (3.71, 8.53)	<0.0001
Black Caribbean	235 (61, 409)	3.53 (1.68, 7.44)		778 (468, 1087)	6.63 (4.49, 9.79)		489 (277, 721)	6.36 (3.93, 10.30)	
Patient IMD (2015)*									
Quintile 1	64 (54, 73)	1		95 (84, 106)	1		71 (61, 81)	1	
Quintiles 2,3,4	61 (55, 67)	0.97 (0.81, 1.15)	0.0001	95 (88, 102)	1.00 (0.87, 1.15)	<0.0001	72 (65, 78)	1.01 (0.86, 1.19)	<0.0001
Quintile 5	92 (77, 107)	1.45 (1.17, 1.79)		241 (218, 265)	2.54 (2.19, 2.95)		152 (134, 170)	2.15 (1.80, 2.57)	
Urban/Rural class									
Conurbation	54 (45, 64)	1		165 (148, 181)	1		120 (106, 133)	1	
City/Town	72 (66, 78)	1.33 (1.10, 1.60)	0.0078	108 (101, 116)	0.66 (0.59, 0.74)	<0.0001	77 (70, 83)	0.64 (0.56, 0.74)	<0.0001
Rural	62 (50, 74)	1.15 (0.89, 1.47)		85 (71, 99)	0.52 (0.43, 0.62)		60 (53, 72)	0.50 (0.40, 0.62)	

*1=least deprived - 5=most deprived

Table 4: Prevalence (with 95% CI) of diagnosed HIV recorded in CPRD (per 100,000 persons) by gender, age, ethnicity and patient IMD, for London and outside London.

London			
	Prevalence (95% CI)		
	2005	2010	2015
All	140 (129, 151)	230 (216, 244)	282 (267, 297)
Gender			
Males	191 (172, 209)	294 (271, 317)	369 (344, 395)
Females	91 (78, 103)	170 (153, 187)	199 (181, 217)
Age			
16-44	168 (152, 184)	234 (215, 253)	229 (210, 249)
>44	103 (88, 117)	226 (205, 247)	341 (316, 365)
Ethnicity			
White	127 (112, 143)	183 (164, 202)	224 (202, 246)
Asian	45 (17, 72)	84 (50, 119)	96 (60, 131)
Black African	1465 (1205, 1726)	2350 (2055, 2646)	2597 (2294, 2899)
Black Caribbean	195 (97, 294)	431 (291, 572)	538 (381, 695)
Patient IMD (2015)			
Quantile 1	32 (19, 45)	86 (65, 107)	121 (96, 146)
Quantiles 2,3,4	136 (122, 149)	212 (195, 228)	256 (238, 274)
Quantile 5	268 (230, 306)	444 (397, 491)	544 (492, 596)
Outside London			
	Prevalence (95% CI)		
	2005	2010	2015
All	38 (36, 41)	64 (61, 67)	81 (77, 85)
Gender			
Males	50 (46, 54)	81 (76, 86)	105 (99, 110)
Females	26 (23, 29)	48 (44, 52)	58 (54, 62)
Age			
16-44	55 (51, 59)	78 (72, 83)	82 (76, 87)
>44	22 (19, 25)	52 (48, 56)	80 (76, 85)
Ethnicity			
White	29 (26, 32)	46 (43, 50)	60 (56, 64)
Asian	37 (16, 59)	40 (21, 59)	55 (34, 76)
Black African	2537 (2110, 2964)	3663 (3236, 4091)	3933 (3514, 4353)
Black Caribbean	135 (35, 236)	347 (195, 499)	484 (308, 660)
Patient IMD (2015)			
Quantile 1	19 (16, 23)	31 (26, 35)	42.58 (37, 48)
Quantiles 2,3,4	35 (32, 38)	60 (56, 65)	77 (72, 81)
Quantile 5	82 (72, 91)	132 (121, 144)	159 (146, 172)

1 Figure legends:

2
3 Figure 1: Trend in HIV testing rates per 100,000 person years for the period 2000-2015 by gender
4 and age group, with and without inclusion of antenatal testing.
5
6

7
8 Figure 2: Trend in the percentage of HIV tests that were positive for the period 2000-2015 by gender
9 and age group, with and without inclusion of antenatal testing.
10
11
12
13
14
15
16
17
18
19
20
21
22
23
24
25
26
27
28
29
30
31
32
33
34
35
36
37
38
39
40
41
42
43
44
45
46
47
48
49
50
51
52
53
54
55
56
57
58
59
60

For peer review only

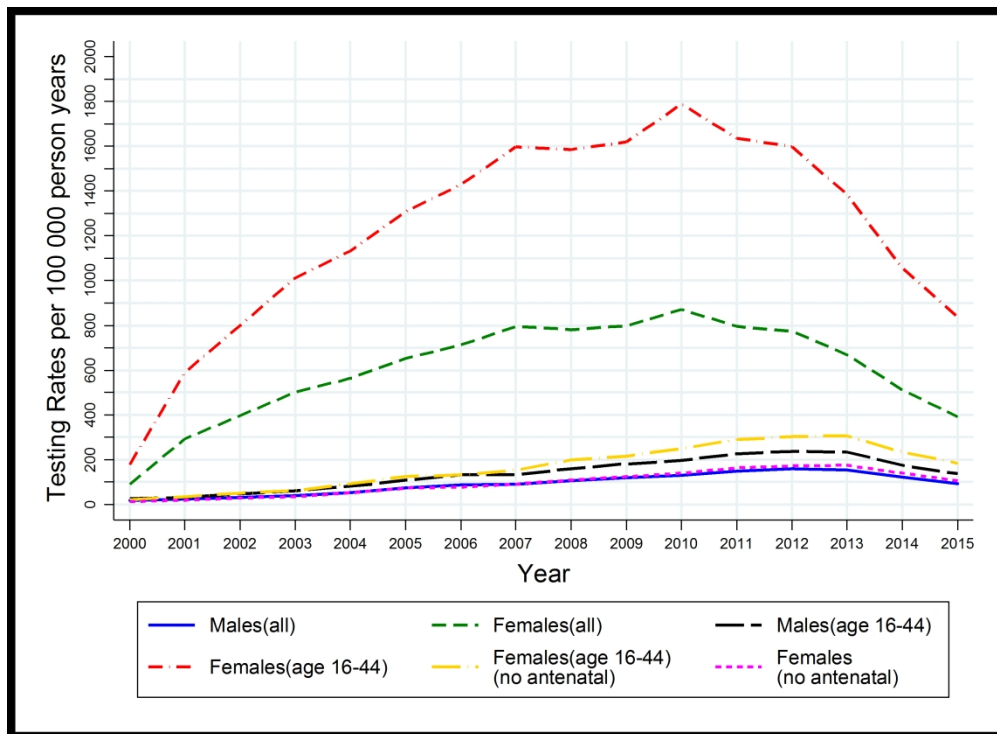


Figure 1 : Trend in HIV testing rates per 100,000 person years for the period 2000-2015 by gender and age group, with and without inclusion of antenatal testing

887x649mm (96 x 96 DPI)

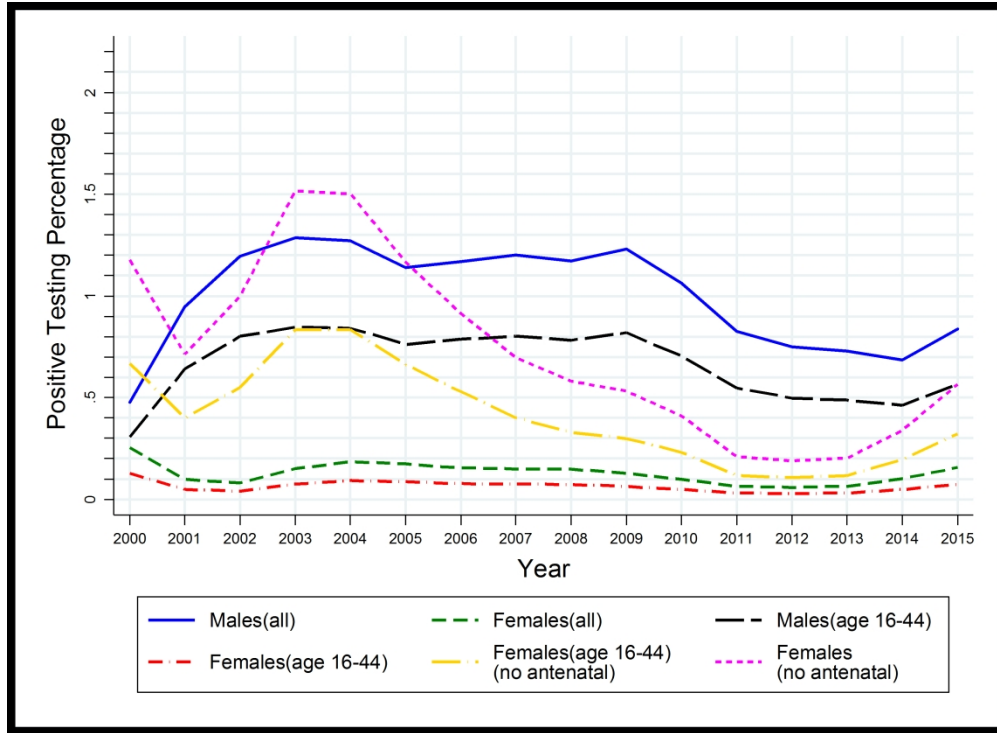
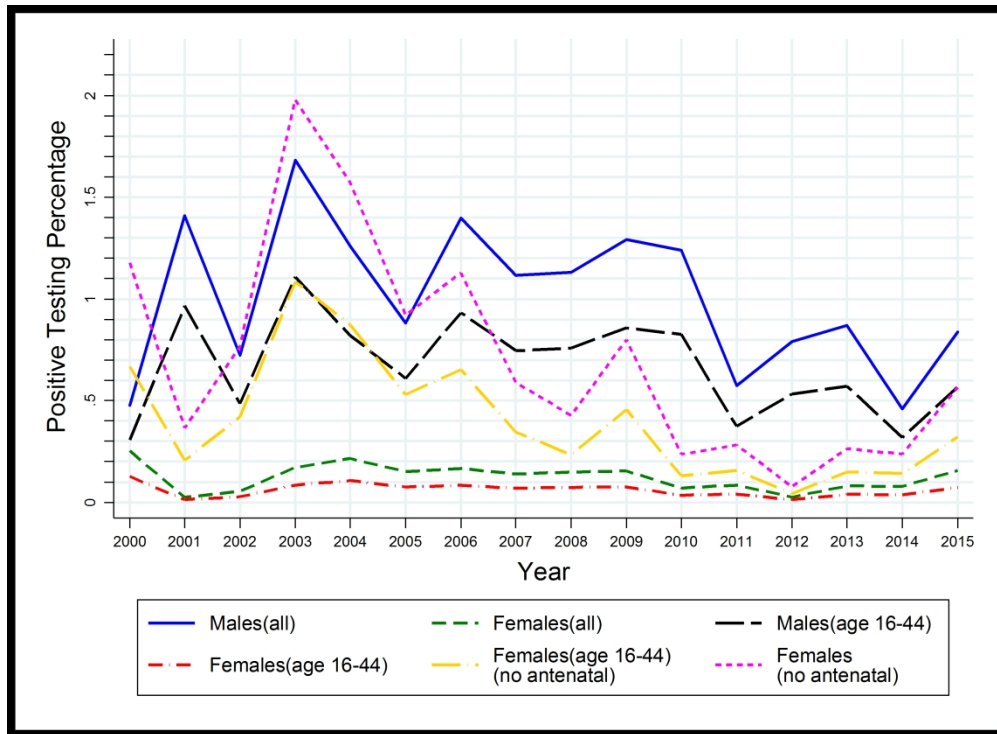


Figure 2: Trend in the percentage of HIV tests that were positive for the period 2000-2015 by gender and age group, with and without inclusion of antenatal testing.

283x207mm (300 x 300 DPI)



Supplementary figure: Trend (unsmoothed graph) in the percentage of HIV tests that were positive for the period 2000-2015 by gender and age group, with and without inclusion of antenatal testing.

283x207mm (300 x 300 DPI)

Trends in HIV testing in the UK Primary Care setting: A 15 year retrospective cohort study 2000 to 2015

Supplementary tables

Supplementary table 1: HIV testing rates (per 100,000 person years) for years 2000-2015 (adults >16 years).

Year	Males, all			Females, all			Females, excluding antenatal		
	N	Rate	95% C.I.	N	Rate	95% C.I.	N	Rate	95% C.I.
2000	1277056	16.4	(14.2 , 18.7)	1332528	89.0	(83.9 , 94.1)	1331517	12.8	(10.8 , 14.7)
2001	1299140	21.9	(19.3 , 24.4)	1352604	293.1	(283.9 , 302.3)	1348950	20.2	(17.8 , 22.7)
2002	1317701	31.4	(28.3 , 34.5)	1367949	396.3	(385.7 , 406.9)	1363158	28.7	(25.8 , 31.6)
2003	1341378	39.9	(36.5 , 43.3)	1388107	501.9	(490.0 , 513.7)	1382140	36.5	(33.3 , 39.8)
2004	1359662	52.5	(48.6 , 56.4)	1403681	563.0	(550.5 , 575.5)	1397351	54.7	(50.7 , 58.7)
2005	1374451	74.2	(69.6 , 78.8)	1418325	653.1	(639.7 , 666.6)	1411272	77.0	(72.3 , 81.6)
2006	1390451	87.5	(82.5 , 92.4)	1433622	711.6	(697.7 , 725.6)	1426111	80.9	(76.0 , 85.7)
2007	1405428	89.4	(84.3 , 94.4)	1447828	795.2	(780.5 , 809.9)	1439651	94.3	(89.1 , 99.4)
2008	1409645	106.6	(101.1 , 112.1)	1455081	781.9	(767.4 , 796.5)	1447676	113.1	(107.4 , 118.7)
2009	1418613	120.0	(114.3 , 125.8)	1463654	797.9	(783.2 , 812.6)	1456530	128.6	(122.6 , 134.6)
2010	1424751	130.2	(124.2 , 136.2)	1470650	870.7	(855.4 , 886.0)	1463009	145.3	(139.0 , 151.6)
2011	1421140	147.2	(140.8 , 153.6)	1474837	795.9	(781.2 , 810.5)	1468256	169.0	(162.1 , 175.8)
2012	1427981	159.5	(152.9 , 166.2)	1482930	772.8	(758.4 , 787.1)	1476875	176.7	(169.7 , 183.6)
2013	1430211	152.9	(146.4 , 159.4)	1486620	669.5	(656.2 , 682.9)	1481702	178.9	(171.9 , 185.9)
2014	1436279	121.6	(115.8 , 127.4)	1487194	511.7	(500.1 , 523.4)	1483581	141.8	(135.6 , 148.1)
2015	1421880	92.5	(87.4 , 97.6)	1472023	391.5	(381.2 , 401.7)	1469400	108.4	(103.0 , 113.9)

Supplementary table 2: HIV testing rates (per 100,000 person years) for years 2000-2015 (adults aged 16-44 years).

Year	Males, all			Females, all			Females, excluding antenatal		
	N	Rate	95% C.I.	N	Rate	95% C.I.	N	Rate	95% C.I.
2000	671088	25.5	(21.6 , 29.4)	655488	177.4	(167.2 , 187.7)	654477	22.5	(18.8 , 26.1)
2001	681216	31.9	(27.6 , 36.2)	665358	589.8	(571.2 , 608.3)	661708	35.8	(31.2 , 40.4)
2002	688746	46.8	(41.5 , 52.0)	672213	799.5	(778.0 , 821.0)	667427	52.3	(46.7 , 57.8)
2003	698982	60.5	(54.7 , 66.4)	681748	1012.9	(989.0 , 1036.9)	675788	66.7	(60.5 , 73.0)
2004	706120	80.9	(74.1 , 87.6)	688504	1132.5	(1107.2 , 1157.8)	682186	98.4	(90.7 , 106.1)
2005	710489	107.4	(99.7 , 115.1)	694232	1308.9	(1281.8 , 1335.9)	687190	134.0	(125.2 , 142.8)
2006	714842	131.1	(122.6 , 139.6)	700086	1428.5	(1400.4 , 1456.7)	692589	139.8	(130.7 , 148.8)
2007	717434	133.5	(124.9 , 142.2)	704167	1598.2	(1568.4 , 1627.9)	696009	160.6	(151.0 , 170.3)
2008	711542	159.1	(149.7 , 168.5)	702985	1586.6	(1556.9 , 1616.3)	695600	206.5	(195.4 , 217.5)
2009	708782	181.0	(170.9 , 191.1)	700970	1618.4	(1588.3 , 1648.5)	693867	225.9	(214.3 , 237.4)
2010	702732	195.7	(185.2 , 206.2)	696368	1789.0	(1757.3 , 1820.6)	688743	262.4	(250.0 , 274.7)
2011	690732	225.9	(214.5 , 237.2)	689820	1636.2	(1605.6 , 1666.7)	683258	301.1	(287.7 , 314.5)
2012	685037	236.9	(225.3 , 248.6)	685234	1598.0	(1567.8 , 1628.2)	679201	313.2	(299.6 , 326.8)
2013	675812	232.6	(221.0 , 244.2)	677984	1385.4	(1357.0 , 1413.7)	673088	315.1	(301.4 , 328.9)
2014	668263	174.8	(164.6 , 185.0)	667048	1056.2	(1031.2 , 1081.2)	663464	238.6	(226.5 , 250.8)
2015	639033	136.6	(127.4 , 145.9)	638248	839.3	(816.5 , 862.1)	635636	190.1	(179.0 , 201.1)

1
2
3 **Trends in HIV testing in the UK Primary Care setting: A 15 year retrospective cohort study 2000 to**
4 **2015**
5
6
7

8 **Supplementary Material**
9

10
11 **Page 2 Appendix 1: Read & OXMIS codes denoting an HIV test used to identify patients who have**
12 **ever had a HIV test recorded in primary care (Evans *et al* 2009²⁶)**
13

14
15 **Page 3 Appendix 2: Read & OXMIS codes denoting HIV positive status used to identify HIV positive**
16 **patients who have their HIV positive status recorded in primary care (Evans *et al* 2009²⁶).**
17

18
19 **Page 4 Appendix 3: Pregnancy/Delivery/Abortion medcodes (Jackson *et al* ⁵⁰)**
20
21
22
23
24
25
26
27
28
29
30
31
32
33
34
35
36
37
38
39
40
41
42
43
44
45
46
47
48
49
50
51
52
53
54
55
56
57
58
59
60

For peer review only

Appendix 1: Read & OXMIS codes denoting an HIV test used to identify patients who have ever had a HIV test recorded in primary care (Evans *et al* 2009²⁶)

Code	READ/ OXMIS	Code description	Certainty of HIV+ test
6827.11	READ	HIV screening	Definite
43C..00	READ	HTLV-3 antibody test	Definite
43C..11	READ	Aids antibody test	Definite
43C..12	READ	Human immunodeficiency viral test	Definite
43C1.00	READ	Blood sent for HTLV-3 serology	Definite
43C2.00	READ	HTLV-3 antibody negative	Definite
43C2.11	READ	HIV negative	Definite
43CZ.00	READ	HTLV-3 antibody NOS	Definite
43d5.00	READ	HIV antibody/antigen (Duo)	Definite
43d6.00	READ	HTLV 1 antibody level	Ambiguous
43dc.00	READ	HTLV 2 antibody level	Ambiguous
43h2.00	READ	HIV 1 PCR	Definite
43j7.00	READ	HIV 1 nucleic acid detection	Definite
43V1.00	READ	Absolute CD4 count	Definite
43VE.00	READ	CD4/CD8 ratio	Definite
43VH.00	READ	Percentage CD4 count	Definite
43Vo.00	READ	Absolute CD4 (T4 cells) count	Definite
43Vp.00	READ	Percentage CD4 (T4 cells) count	Definite
43W7.00	READ	HIV1 antibody level	Definite
43W8.00	READ	HIV2 antibody level	Definite
43WK.00	READ	Human immunodeficiency virus antibody level	Definite
4J34.00	READ	HIV viral load	Definite
4J35.00	READ	HIV p24 antigen level	Definite
4JDT.00	READ	HIV serology	Definite
4JR7.00	READ	HIV screening test	Definite
62b..00	READ	Antenatal HIV screening	Definite
6827.00	READ	AIDS (HTLV-III) screening	Definite
R109.00	READ	[D]Laboratory evidence of human immunodeficiency virus [HIV]	Definite
ZV01800	READ	[V]Human immunodeficiency virus - negative	Definite
ZV73700	READ	[V]Special screening exam for human immunodeficiency virus	Definite
L1111PV	OXMIS	HIV ANTIBODY TEST POSITIVE	Definite
L 153P	OXMIS	HTVL-AIDS-III ANTIBODY TEST POSITIVE	Definite
L 153	OXMIS	HTVL-AIDS-III ANTIBODY TEST	Definite
L1111NE	OXMIS	HIV ANTIBODY TEST NEGATIVE	Definite
L 153N	OXMIS	HTVL-AIDS-III ANTIBODY TEST NEGATIVE	Definite
65VE.00	READ	Notification of AIDS	Ambiguous
43j8.00	READ	HTLV 1 nucleic acid detection	Ambiguous

Appendix 2: Read & OXMIS codes denoting HIV positive status used to identify HIV positive patients who have their HIV positive status recorded in primary care (Evans *et al* 2009²⁶).

Code	Read/OXMIS	Code description	Certainty of HIV+ status
65QA.00	READ	AIDS carrier	Definite
A789700	READ	HIV disease resulting other types of non-Hodgkin's lymphoma	Definite
A789800	READ	HIV disease resulting in multiple malignant neoplasms	Definite
A788.00	READ	Acquired immune deficiency syndrome	Definite
A788500	READ	Human immunodeficiency virus with secondary infection	Definite
A788X00	READ	HIV disease resulting/unspcf infectious+parasitic disease	Definite
A789200	READ	HIV disease resulting in candidiasis	Definite
A789500	READ	HIV disease resulting in Kaposi's sarcoma	Definite
AyuC100	READ	[X]HIV disease resulting in other viral infections	Definite
AyuC700	READ	[X]HIV dis reslt/oth mal neopl/lymph,h'matopoetc+reltd tissu	Definite
A788000	READ	Acute human immunodeficiency virus infection	Definite
A788100	READ	Asymptomatic human immunodeficiency virus infection	Definite
A789300	READ	HIV disease resulting in Pneumocystis carinii pneumonia	Definite
A789600	READ	HIV disease resulting in Burkitt's lymphoma	Definite
A798.00	READ	Retrovirus infection	Definite
AyuC200	READ	[X]HIV disease resulting in other mycoses	Definite
AyuCA00	READ	[X]HIV disease resulting in multiple diseases CE	Definite
A788U00	READ	HIV disease result/haematological+immunologic abnorms,NEC	Definite
A789.00	READ	Human immunodef virus resulting in other disease	Definite
AyuC000	READ	[X]HIV disease resulting in other bacterial infections	Definite
AyuC800	READ	[X]HIV disease resulting in other malignant neoplasms	Definite
43C3.11	READ	HIV positive	Definite
A788y00	READ	Human immunodeficiency virus with other clinical findings	Definite
Eu02400	READ	[X]Dementia in human immunodef virus [HIV] disease	Definite
ZV01A00	READ	[V]Asymptomatic human immunodeficiency virus infection status	Definite
A789400	READ	HIV disease resulting in multiple infections	Definite
AyuC500	READ	[X]HIV disease resulting/unspcf infectious+parasitic disease	Definite
AyuC900	READ	[X]HIV disease resulting in unspecified malignant neoplasm	Definite
AyuCC00	READ	[X]HIV disease resulting in other specified conditions	Definite
43C3.00	READ	HTLV-3 antibody positive	Definite
A788W00	READ	HIV disease resulting in unspecified malignant neoplasm	Definite
A789X00	READ	HIV dis reslt/oth mal neopl/lymph,h'matopoetc+	Definite
AyuC300	READ	[X]HIV disease resulting in multiple infections	Definite
AyuC400	READ	[X]HIV disease resulting/other infectious+parasitic diseases	Definite
AyuC600	READ	[X]HIV disease resulting in other non-Hodgkin's lymphoma	Definite
A788600	READ	Human immunodeficiency virus with secondary cancers	Definite
A788z00	READ	Acquired human immunodeficiency virus infection syndrome NOS	Definite
A789A00	READ	HIV disease resulting in wasting syndrome	Definite
65VE.00	READ	Notification of AIDS	Definite
A788.11	READ	Human immunodeficiency virus infection	Definite
A788200	READ	HIV infection with persistent generalised lymphadenopathy	Definite
A788300	READ	Human immunodeficiency virus with constitutional disease	Definite
A788400	READ	Human immunodeficiency virus with neurological disease	Definite

Appendix 2 (CONT'D): Read & OXMIS codes denoting HIV positive status used to identify HIV positive patients who have their HIV positive status recorded in primary care.

Code	Read/OXMIS	Code description	Certainty of HIV+ status
A788V00	READ	HIV disease resulting in multiple diseases CE	Definite
A789100	READ	HIV disease resulting in cytomegaloviral disease	Definite
AyuC.00	READ	[X]Human immunodeficiency virus disease	Definite
AyuCD00	READ	[X]Unspecified human immunodeficiency virus [HIV] disease	Definite
A789000	READ	HIV disease resulting in mycobacterial infection	Definite
A789900	READ	HIV disease resulting in lymphoid interstitial pneumonitis	Definite
AyuCB00	READ	[X]HIV disease result/haematological+immunologic abnorms,NEC	Definite
R109.00	READ	[D]Laboratory evidence of human immunodeficiency virus [HIV]	Definite
ZV01A00	READ	[V]Asymptomatic human immunodeficiency virus infection status	Definite
799MD	OXMIS	AIDS	Definite
799CA	OXMIS	AIDS CARRIER	Definite
L1111PV	OXMIS	HIV ANTIBODY TEST POSITIVE	Definite
L7990A	OXMIS	ACQUIRED IMMUNE DEFICIENCY SYNDROME	Definite
L 153P	OXMIS	HTVL-AIDS-III ANTIBODY TEST POSITIVE	Definite
43V1.00	READ	Absolute CD4 count	Ambiguous
AyuD800	READ	[X]Retrovirus infections, not elsewhere classified	Ambiguous
AyuKM00	READ	[X]Retrovirus/cause of diseases classified to other chapters	Ambiguous
43VE.00	READ	CD4/CD8 ratio	Ambiguous
A7y0100	READ	Retrovirus as cause of diseases classified to other chapters	Ambiguous
43VH.00	READ	Percentage CD4 count	Ambiguous
4J34.00	READ	HIV viral load	Ambiguous
4J35.00	READ	HIV p24 antigen level	Ambiguous
43h2.00	READ	HIV 1 PCR	Ambiguous
43j7.00	READ	HIV 1 nucleic acid detection	Ambiguous
43Vo.00	READ	Absolute CD4 (T4 cells) count	Ambiguous
43Vp.00	READ	Percentage CD4 (T4 cells) count	Ambiguous

Appendix 3: Pregnancy/Delivery/Abortion medcodes (Jackson *et al*⁵⁰)

medcode	readcode	readterm
52685	ZV23000	[V]Pregnancy with history of infertility
3030	4654	Urine pregnancy test positive
73535	L13z100	Unspecified pregnancy vomiting - delivered
53514	Z22D300	Uncertain viability of pregnancy
11422	Z226.00	Pregnancy problem
20623	ZV4J000	[V]Problems related to unwanted pregnancy
99247	L13y200	Other pregnancy vomiting - not delivered
56451	L13zz00	Unspecified pregnancy vomiting NOS
14644	L166z11	UTI - urinary tract infection in pregnancy
32975	6166	Pregnant, diaphragm failure

1			
2			
3			
4	23495	L265.00	Small-for-dates fetus in pregnancy
5	3766	L10..00	Haemorrhage in early pregnancy
6	56953	Z235400	Pendulous pregnant abdomen
7	40279	7E19012	Fimbrial extraction of tubal pregnancy
8	29122	7E19011	Removal of ectopic pregnancy from fallopian tube
9	1748	7E08400	Suction termination of pregnancy
10	106170	L21zz00	Multiple pregnancy NOS
11	5357	7E08500	Dilation of cervix and extraction termination of pregnancy
12	14899	621Z.00	Patient pregnant NOS
13	61563	L161300	Oedema or excessive weight gain in pregnancy - not delivered
14	64523	L091z00	Delayed/excess haemorrhage NOS following abortive pregnancy
15	20621	ZV25313	[V]Admission for termination of pregnancy
16	20910	ZV25311	[V]Admission for termination of pregnancy (TOP)
17	70149	L16A100	Glycosuria during pregnancy - delivered
18	54677	L167200	Liver disorder in pregnancy - not delivered
19	102576	L051711	Incomplete termination of pregnancy
20	36903	67AZ.00	Pregnancy advice NOS
21	46448	Q486.00	Fetal death due to termination of pregnancy
22	109697	6556	Pertussis vaccination in pregnancy
23	85961	44Cy.00	Serum pregnancy associated plasma protein-A MoM measurement
24	20307	L091.00	Delayed/excessive haemorrhage following abortive pregnancy
25	37163	L150z00	Post-term pregnancy NOS
26	94473	L211z00	Triplet pregnancy NOS
27	47489	Z22A800	Undiagnosed pregnancy
28	1668	L182500	Iron deficiency anaemia of pregnancy
29	61576	L211000	Triplet pregnancy unspecified
30	25501	Z22A100	Low risk pregnancy
31	40633	Z22A600	Teenage pregnancy
32	104440	4Q3N.00	Pregnancy associated plasma protein A level
33	45413	L263A11	Maternal care for reduced fetal heart rate during pregnancy
34	14994	6174	Pregnant, sheath failure
35	24170	L15..00	Prolonged or post-term pregnancy
36	66390	Q0z..00	Maternal problem unrelated preg affecting fetus/neonate NOS
37	27833	L13y.00	Other pregnancy vomiting
38	55338	L123000	Transient hypertension of pregnancy unspecified
39	99956	L168400	Fatigue during pregnancy with postnatal complication
40	71314	L093.00	Renal failure following abortive pregnancy
41	106735	9mK0.00	Pertussis vaccination in pregnancy invitation first letter
42	31449	6294	No A/N care: not known preg.
43	100670	L181100	Thyroid dysfunction during pregnancy - baby delivered
44	54866	L030.00	Abdominal pregnancy
45	38882	L123600	Transient hypertension of pregnancy
46	61995	L03yz00	Other ectopic pregnancy NOS
47	5044	13H7.00	Unwanted pregnancy
48	25131	Z22AD11	Reported conception - pregnancy
49			
50			
51			
52			
53			
54			
55			
56			
57			
58			
59			
60			

1			
2			
3			
4	21467	L03y200	Membranous pregnancy
5	48304	L10z200	Early pregnancy haemorrhage NOS - not delivered
6	37693	13Hd.00	Teenage pregnancy
7	27980	L166700	Infections of the genital tract in pregnancy
8	2638	L1...00	Pregnancy complications
9	99933	L092100	Bowel damage following abortive pregnancy
10	41122	L10zz00	Early pregnancy haemorrhage NOS
11	37348	Lyu2500	[X]Other specified pregnancy-related conditions
12	96757	L411513	Vulval varices in pregnancy
13	59634	L411512	Vaginal varices in pregnancy
14	99237	L411511	Perineal varices in pregnancy
15	27451	L166000	Genitourinary tract infection in pregnancy unspecified
16	110129	6556000	Pertussis vacc in pregnancy given by other healthcre providr
17	107485	Q014000	Fetus or neonate affected by unspecified ectopic pregnancy
18	18258	L167.00	Liver disorder in pregnancy
19	42015	L16y.00	Other pregnancy complications
20	25028	L09z.00	Complication NOS following abortion/ectopic/molar pregnancy
21	44734	62O8.00	Pregnancy prolonged - 42 weeks
22	23831	ZV22y00	[V]Other specified pregnant state
23	41587	L210z00	Twin pregnancy NOS
24	24063	62O7.00	Pregnancy prolonged - 41 weeks
25	44650	L0y..00	Other specified pregnancy with abortive outcome
26	61284	L210200	Twin pregnancy with antenatal problem
27	54288	Z22D311	Query viability of pregnancy
28	34938	L212.00	Quadruplet pregnancy
29	102494	8Hh3.00	Self referral to termination of pregnancy service
30	1686	7E08600	Termination of pregnancy NEC
31	70214	L21z100	Multiple pregnancy NOS - delivered
32	64247	Z235.00	Observation of shape of pregnant abdomen
33	23751	L266.00	Large-for-dates fetus in pregnancy
34	39359	L385.00	Failed or difficult intubation during pregnancy
35	64500	L183.11	Pregnancy and drug dependence
36	73917	L10y200	Other haemorrhage in early pregnancy - not delivered
37	255	L05..12	Termination of pregnancy
38	15433	L21..00	Multiple pregnancy
39	20439	L123.00	Transient hypertension of pregnancy
40	16775	L16E.00	Pregnancy pruritus
41	53921	L161000	Oedema or excessive weight gain in pregnancy, unspecified
42	44770	L191.00	Continuing pregnancy after abortion of one fetus or more
43	29205	4453	Serum pregnancy test positive
44	46577	66AX.00	Diabetes: shared care in pregnancy - diabetol and obstet
45	73455	Q015200	Fetus or neonate affected by triplet pregnancy
46	41625	L13yz00	Other pregnancy vomiting NOS
47	60345	M240500	Alopecia of pregnancy
48	107957	115V.00	No history of ectopic pregnancy
49			
50			
51			
52			
53			
54			
55			
56			
57			
58			
59			
60			

1			
2			
3	6580	ZV23800	[V]Supervision of high-risk pregnancy due to social problems
4	61182	L211100	Triplet pregnancy - delivered
5	30365	Z22AA00	Wanted pregnancy
6	26852	ZV23400	[V]Pregnancy with other poor obstetric history
7			
8	30817	6212	Pregnant - blood test confirms
9			
10	72014	L212z00	Quadruplet pregnancy NOS
11	12521	L161.11	Excessive weight gain in pregnancy
12	41959	L171300	Maternal gonorrhoea in pregnancy - baby not yet delivered
13	26201	Z22AC00	Pregnancy with uncertain dates
14	49519	Z229.00	Observation of position of pregnancy
15			
16	107713	L21y200	Other multiple pregnancy with antenatal problem
17			
18	36235	67A4.00	Pregnancy exercise advice
19	105511	L21z.00	Multiple pregnancy NOS
20	65783	L030000	Delivery of viable fetus in abdominal pregnancy
21	106267	L03y300	Combined or heterotopic pregnancy
22			
23	2278	8M6..00	Requests pregnancy termination
24	110448	Lyu0.00	[X]Pregnancy with abortive outcome
25	99006	Q014100	Fetus or neonate affected by abdominal ectopic pregnancy
26	40357	L2D..00	Retained intrauterine contraceptive device in pregnancy
27	54293	Q015.00	Fetus or neonate affected by multiple pregnancy
28	22557	Z22B100	Single pregnancy
29	15338	621A.00	Pregnancy unplanned ? wanted
30	6649	L166800	Urinary tract infection complicating pregnancy
31	49855	Q015100	Fetus or neonate affected by twin pregnancy
32	40825	Z22B800	Undiagnosed multiple pregnancy
33	35509	624..00	A/N care: precious pregnancy
34	20197	L211.00	Triplet pregnancy
35	46270	ZV22z00	[V]Unspecified pregnant state
36	67098	L183300	Drug dependence during pregnancy - baby not yet delivered
37	23373	L150.00	Post-term pregnancy
38	1357	L210100	Twin pregnancy - delivered
39	45729	Z22D.00	Observation of viability of pregnancy
40	44733	L0z..00	Pregnancy with abortive outcome NOS
41	11760	L13z.00	Unspecified pregnancy vomiting
42	18500	Z22D100	Viable pregnancy
43	69686	L417000	Cerebral venous thrombosis in pregnancy
44	53661	L13z200	Unspecified pregnancy vomiting - not delivered
45	22183	957..11	Prescription exempt form-preg
46	106378	9mK..00	Pertussis vaccination in pregnancy invitation
47	12230	L263900	Maternal care for fetal tachycardia during pregnancy
48	22193	Z229100	Intrauterine pregnancy
49	15061	L13..12	Hyperemesis of pregnancy
50	14877	621B.00	Pregnant - ? planned
51	27672	7E13100	Excision of ectopic ovarian pregnancy
52	1744	L03..00	Ectopic pregnancy
53			
54			
55			
56			
57			
58			
59			
60			

1			
2			
3	5693	L16A.00	Glycosuria during pregnancy
4	36394	L16C.00	Pregnancy induced oedema+proteinuria without hypertension
5	73914	L412511	Thrombophlebitis of legs in pregnancy
6	53849	L16y000	Other pregnancy complication unspecified
7			
8	105943	L165300	Asymptomatic bacteriuria in pregnancy - not delivered
9	36421	L167z00	Liver disorder in pregnancy NOS
10	25872	L16yz00	Other pregnancy complication NOS
11	60309	Q0y..00	Maternal problems unrelated preg affecting fetus/neonate OS
12	67728	L150200	Post-term pregnancy - not delivered
13	28103	Z22A300	Concealed pregnancy
14	21849	L031.00	Tubal pregnancy
15	54577	L210000	Twin pregnancy unspecified
16	105654	L10y100	Other haemorrhage in early pregnancy - delivered
17	53685	L410500	Varicose veins of legs in pregnancy
18	68930	L168100	Fatigue during pregnancy - delivered
19	68840	L416200	Haemorrhoids in pregnancy and puerperium - deliv + p/n comp
20	53167	L188300	Abnormal GTT during pregnancy - baby not yet delivered
21	45862	7E07114	Curettage of uterus for termination of pregnancy NEC
22	64366	L412500	Superficial thrombophlebitis in pregnancy
23	13968	584D.00	Antenatal ultrasound confirms intra-uterine pregnancy
24	14925	L10z.00	Early pregnancy haemorrhage NOS
25	61935	L185.11	Congenital heart disease in pregnancy
26	103059	7E07111	Curettage of term pregnancy NEC
27	16384	7E07113	Curettage of uterus for termination of pregnancy NEC
28	23421	615C.00	IUD failure - pregnant
29	3029	L166500	Infections of kidney in pregnancy
30	106517	L176100	Other maternal viral disease in pregnancy - baby delivered
31	40964	L192.00	Continuing preg after intrauterine death one fetus or more
32	1850	7F06012	Shirodkar suture in pregnancy
33	30302	7F...12	Pregnancy operations
34	28107	L161.00	Oedema or excessive weight gain in pregnancy no hypertension
35	85960	44Cz.00	Plasma pregnancy associated plasma protein-A MoM
36	44057	ZV23111	[V]Pregnancy with history of hydatidiform mole
37	37573	Z22B900	Continuing pregnancy after abortion of sibling fetus
38	68694	Z22C.00	Observation of measures of pregnancy
39	49559	L180300	Diabetes mellitus during pregnancy - baby not yet delivered
40	29786	L416600	Haemorrhoids in pregnancy
41	57059	L187300	Orthopaedic disorder in pregnancy - baby not yet delivered
42	23334	L162.11	Albuminuria in pregnancy without hypertension
43	92579	L162.13	Uraemia in pregnancy without hypertension
44	38312	L162.12	Nephropathy NOS in pregnancy without hypertension
45	22215	Z22A200	High risk pregnancy
46	38346	ZV22000	[V]First normal pregnancy supervision
47	15318	6214	Pregnant - on history
48	41504	L13y000	Other pregnancy vomiting unspecified
49			
50			
51			
52			
53			
54			
55			
56			
57			
58			
59			
60			

1			
2			
3			
4	72019	L132200	Late pregnancy vomiting - not delivered
5	37386	8B68.00	Pregnancy prophylactic therapy
6	60877	L263800	Maternal care for fetal decelerations during pregnancy
7	107225	L165z00	Asymptomatic bacteriuria in pregnancy NOS
8	54942	L123100	Transient hypertension of pregnancy - delivered
9	54701	ZV23y00	[V]Other specified high-risk pregnancy
10	63825	Q014.00	Fetus or neonate affected by ectopic pregnancy
11	94804	67AB.00	Preg. prescription exempt adv.
12	72835	Q01z.00	Fetus/neonate affected by maternal complic pregnancy NOS
13	99008	Q014300	Fetus or neonate affected by tubal ectopic pregnancy
14	110868	L181000	Thyroid dysfunction - unspec whether in pregnancy/puerperium
15	66649	L41z500	Venous complication of pregnancy, unspecified
16	26286	L18A000	Cholestasis of pregnancy
17	17947	62a..00	Pregnancy review
18	103104	L176300	Other maternal viral dis.in pregnancy-baby not yet delivered
19	109932	Z235211	Globular pregnant abdomen
20	68004	Q01..00	Fetus/neonate affected by maternal complication of pregnancy
21	20240	6216	Pregnant - planned
22	65834	ZV23200	[V]Pregnancy with history of abortion
23	7916	Z254500	Delivered by caesarean section - pregnancy at term
24	21119	L182300	Anaemia during pregnancy - baby not yet delivered
25	9408	L10y.11	Bleeding in early pregnancy
26	64099	L168000	Fatigue during pregnancy unspecified
27	10278	L180800	Diabetes mellitus arising in pregnancy
28	2602	L166.11	Cystitis of pregnancy
29	13165	621..00	Patient currently pregnant
30	9986	Z212.11	Pregnancy care
31	66594	L186.11	Heart disease during pregnancy
32	35158	Z225.00	Normal pregnancy
33	93800	Z235100	Ovoid pregnant abdomen
34	73727	L168z00	Fatigue during pregnancy NOS
35	55889	L175300	Maternal rubella during pregnancy - baby not yet delivered
36	7517	621C.00	Unplanned pregnancy
37	53908	Lyu0000	[X]Other ectopic pregnancy
38	34173	L12B.00	Proteinuric hypertension of pregnancy
39	35514	624Z.00	A/N care: precious preg. NOS
40	15065	8B7..11	Pregnancy vitamin/iron prophyl
41	109465	L184300	Mental disorder during pregnancy - baby not yet delivered
42	24038	13S..00	Pregnancy benefits
43	16215	6211	Pregnant - urine test confirms
44	35592	6213	Pregnant - V.E. confirms
45	25254	Z21..00	Care relating to reproduction and pregnancy
46	46609	Z22C800	Number of lost pregnancies
47	29692	615C.11	Pregnant, IUD failure
48	50440	Z22A500	Biochemical pregnancy
49			
50			
51			
52			
53			
54			
55			
56			
57			
58			
59			
60			

1			
2			
3			
4	56252	ZV22100	[V]Other normal pregnancy supervision
5	21196	ZV23.00	[V]High-risk pregnancy supervision
6	30618	Z22AB00	Unplanned pregnancy
7	10775	8B74.00	Iron supplement in pregnancy
8	48534	ZV23100	[V]Pregnancy with history of trophoblastic disease
9	73559	L13z000	Unspecified pregnancy vomiting unspecified
10	13984	584E.00	Antenatal ultrasound confirms ectopic pregnancy
11	9754	Z22A400	Early stage of pregnancy
12	67893	L2C..00	Malnutrition in pregnancy
13	70993	L16Az00	Glycosuria during pregnancy NOS
14	23438	L2z..00	Risk factors in pregnancy NOS
15	105694	ZVu2300	[X]Supervision of other normal pregnancy
16	53097	Z22C313	Duration of pregnancy
17	58156	L03y.00	Other ectopic pregnancy
18	55730	ZV22.11	[V]Supervision of normal pregnancy
19	5709	62...13	Pregnancy care
20	100104	95B..00	Health in Pregnancy grant claim form issued
21	72883	Lyu2100	[X]Other vomiting complicating pregnancy
22	59588	L411500	Genital varices in pregnancy
23	67863	Z22B.00	Observation of quantity of pregnancy
24	12890	Z227.00	Confirmation of pregnancy
25	47080	L162.00	Unspecified renal disease in pregnancy
26	3191	L16y500	Abdominal pain in pregnancy
27	27740	L16..00	Other pregnancy complication NEC
28	67698	L150000	Post-term pregnancy unspecified
29	29623	62H4.00	Rh screen - 2nd preg. sample
30	21438	7E08411	Vacuum termination of pregnancy
31	51298	6215	Pregnant - on abdom. palpation
32	35912	ZV22200	[V]Pregnancy confirmed
33	99980	L168300	Fatigue during pregnancy - not delivered
34	29593	6223	Antenatal care: 3rd pregnancy
35	49407	L2B..00	Low weight gain in pregnancy
36	52583	L168.00	Fatigue during pregnancy
37	69599	L21y.00	Other multiple pregnancy
38	39117	L126500	Eclampsia in pregnancy
39	863	L398200	Caesarean section - pregnancy at term
40	90776	62a..11	Review of pregnancy
41	91254	Z235200	Rounded pregnant abdomen
42	109416	62H5.00	Rh screen - 3rd preg. sample
43	69815	62H3.00	Rh screen - 1st preg. sample
44	11989	8HHV.00	Referral for termination of pregnancy
45	37701	Z22A.00	Observation of pattern of pregnancy
46	33441	L511.00	Maternal care for viable fetus in abdominal pregnancy
47	106957	9Nif.00	Did not attend pertussis vaccination in pregnancy
48	24603	L10y.00	Other haemorrhage in early pregnancy
49			
50			
51			
52			
53			
54			
55			
56			
57			
58			
59			
60			

1			
2			
3			
4	47608	L177.00	Infections of bladder in pregnancy
5	63751	L16A300	Glycosuria during pregnancy - not delivered
6	15418	L166300	Genitourinary tract infection in pregnancy - not delivered
7	59313	Z22BA00	Contin pregnancy after intrauterine death of sibling fetus
8	69722	ZV23z00	[V]Unspecified high-risk pregnancy
9	14842	6217	Pregnant - unplanned - wanted
10	42614	Z22..00	Pregnancy observations
11	53490	L178.00	Infections of urethra in pregnancy
12	43344	ZV61800	[V]Illegitimate pregnancy
13	10173	Z23D200	Pregnant abdomen observation
14	52685	ZV23000	[V]Pregnancy with history of infertility
15	50512	L031z00	Tubal pregnancy NOS
16	49502	L228.00	Multiple pregnancy with malpresentation
17	50058	13SZ.00	Pregnancy benefit NOS
18	69011	L132000	Late pregnancy vomiting unspecified
19	10185	L13..00	Excessive pregnancy vomiting
20	10184	67A3.00	Pregnancy smoking advice
21	97349	L121300	Renal hypertension in preg/childbirth/puerp - not delivered
22	101518	L132z00	Late pregnancy vomiting NOS
23	71730	L123300	Transient hypertension of pregnancy - not delivered
24	31162	L165.00	Asymptomatic bacteriuria in pregnancy
25	52048	Z22AB11	Accidental pregnancy
26	54938	L162000	Unspecified renal disease in pregnancy unspecified
27	62358	L167000	Liver disorder in pregnancy unspecified
28	110888	67lt.00	Advice on risk harm to mother from maternl medictn dur preg
29	38771	Lyu2200	[X]Other venous complications in pregnancy
30	15634	L166z00	Genitourinary tract infection in pregnancy NOS
31	43000	L16D.00	Excessive weight gain in pregnancy
32	14651	13H8.00	Illegitimate pregnancy
33	108236	621D.00	Concealed pregnancy
34	15033	ZV61900	[V]Other unwanted pregnancy
35	67164	L18z300	Medical condition NOS in pregnancy - baby not yet delivered
36	93303	ZV22400	[V]Supervision of other normal pregnancy
37	6184	ZV22.00	[V]Normal pregnancy
38	48281	Z22D200	Non-viable pregnancy
39	29746	8B75.00	Vitamin supplement - pregnancy
40	16611	ZV22300	[V]Pregnant state, incidental
41	1130	L210.00	Twin pregnancy
42	52221	L03y000	Cervical pregnancy
43	59650	Z235300	Transversely enlarged pregnant abdomen
44	69327	L10yz00	Other haemorrhage in early pregnancy NOS
45	51956	L212200	Quadruplet pregnancy with antenatal problem
46	10306	Z22C314	Weeks pregnant
47	45965	Z22C311	Pregnancy duration
48	26055	L263A00	Maternal care for fetal bradycardia during pregnancy
49			
50			
51			
52			
53			
54			
55			
56			
57			
58			
59			
60			

1			
2			
3			
4	61301	L10y000	Other haemorrhage in early pregnancy unspecified
5	10261	L2...00	Risk factors in pregnancy
6	106268	8IEc.00	Pertussis vaccination in pregnancy declined
7	24944	L163300	Pregnancy care of habitual aborter
8			
9	20118	62O..12	Static weight gain pregnancy
10	58142	L16A000	Glycosuria during pregnancy unspecified
11	61835	L161z00	Oedema or excessive weight gain in pregnancy NOS
12	23995	L15..11	Post-term pregnancy
13	35646	L123z00	Transient hypertension of pregnancy NOS
14	93895	Z22B500	Quintuplet pregnancy
15	65256	L164.00	Peripheral neuritis in pregnancy
16	67975	L166.00	Genitourinary tract infections in pregnancy
17	36006	L16z.00	Pregnancy complication NOS
18	61466	Z22A211	HRP - High risk pregnancy
19	26866	L2y..00	Other specified risk factors in pregnancy
20	35855	L15z.00	Prolonged pregnancy NOS
21	2937	L175.11	Rubella contact in pregnancy
22	50421	Z22A900	Unwanted pregnancy
23	37048	6282	A/N care:10yrs+since last preg
24	49193	67A7.11	Care of teeth advice -in preg.
25	11986	7E13300	Excision of ruptured ectopic tubal pregnancy
26	97034	67AE.00	Folic acid advice in first trimester of pregnancy
27	106737	9mK2.00	Pertussis vaccination in pregnancy invitation third letter
28	102362	389B.00	Assessment for termination of pregnancy
29	55618	ZV23600	[V]Supervise/pregnancy wth history insufficient antenatal care
30	37038	Z23D100	Girth of pregnant abdomen
31	29631	6222	Antenatal care: 2nd pregnancy
32	65555	L132.00	Late vomiting of pregnancy
33	107698	Z236300	Pregnant uterus displaced laterally
34	4536	621..11	Pregnancy confirmed
35	111540	L415500	Other phlebitis in pregnancy
36	32493	Z22AD00	Presentation of pregnancy
37	44729	L031000	Fallopian tube pregnancy
38	43140	67A2.00	Diet in pregnancy advice
39	91888	L181300	Thyroid dysfunction in pregnancy - baby not yet delivered
40	12837	7F2B100	Ultrasound monitoring of early pregnancy
41	30351	67A6.00	Drugs in pregnancy advice
42	15567	6218	Pregnant -unplanned-not wanted
43	33724	L03z.00	Ectopic pregnancy NOS
44	100892	Lyu2400	[X]Other+unspcf genitourinary tract infection in pregnancy
45	127	62...00	Patient pregnant
46	13672	8HHf.00	Refer to early pregnancy unit
47	32073	L0...00	Pregnancy with abortive outcome
48	64292	L16y300	Other pregnancy complication - not delivered
49	106425	62NL.00	Antenatal 31 week examination
50			
51			
52			
53			
54			
55			
56			
57			
58			
59			
60			

1			
2			
3			
4	109543	L332200	Cord tangled with compression with antenatal problem
5	102300	Lyu2A00	[X]Abnormal finding on antenatal screening of mother
6	111263	L230200	Disproportion - major pelvic abnormality with antenatal prob
7	55111	6B22.00	Sure Start antenatal visit
8	13418	62W..00	Antenatal blood tests
9	61533	L270200	Polyhydramnios with antenatal problem
10	14085	62GB.00	Antenatal ultrasounds scan at 4-8 weeks
11	42326	62KZ.00	Antenatal syphilis screen NOS
12	18536	62b..00	Antenatal HIV screening
13	99475	68b5.00	Antenatal screening result pending
14	13168	62NZ.00	Antenatal examination NOS
15	63448	Z675.00	Antenatal class
16	100596	68b3.00	Antenatal screening shows significant disorder
17	67926	ZV28z00	[V]Unspecified antenatal screening
18	16613	584C.00	Antenatal ultrasound result received
19	23667	L413.00	Antenatal deep vein thrombosis
20	53683	L452300	Obstetric nonpurulent mastitis with antenatal complication
21	104764	L236200	Hydrocephalic disproportion with antenatal problem
22	56967	9NV1.00	Antenatal clinic
23	13417	62K..00	Antenatal syphilis screen
24	108099	L39z300	Complications of labour and delivery NOS with antenatal prob
25	70096	L224200	Transverse lie with antenatal problem
26	104359	ZVu2600	[X]Other antenatal screening based on amniocentesis
27	294	62...11	Antenatal care
28	104178	Lyu2600	[X]Other abnormal findings on antenatal screening of mother
29	27056	62GD.00	Antenatal ultrasound scan at 17-22 weeks
30	98481	68b4.00	Repeat antenatal screening required
31	14084	62GC.00	Antenatal ultrasound scan at 9-16 weeks
32	28732	62c..00	Antenatal screening
33	6095	9N1N.00	Seen in antenatal clinic
34	99849	68bA.00	Antenatal screening, at risk couple identified
35	21957	62I..11	AFP test - antenatal
36	73765	L311200	Secondary uterine inertia with antenatal problem
37	102246	L265200	Small-for-dates with antenatal problem
38	73191	L226200	Brow presentation with antenatal problem
39	69254	L264200	Intrauterine death with antenatal problem
40	104766	L30z200	Obstructed labour NOS with antenatal problem
41	109071	38B6.00	Antenatal risk assessment
42	7845	Z212.00	Antenatal care
43	30378	L244312	Rectocele complicating antenatal care - baby not delivered
44	101938	L390300	Maternal distress with antenatal problem
45	90277	L350200	Rupture of uterus before labour with antenatal problem
46	97259	68b6.00	Antenatal screening declined
47	111183	8IHD.00	Health visitor antenatal visit declined
48	106588	62NJ.00	Antenatal 22 week examination
49			
50			
51			
52			
53			
54			
55			
56			
57			
58			
59			
60			

1			
2			
3			
4			
5			
6			
7			
8			
9			
10			
11			
12			
13			
14			
15			
16			
17			
18			
19			
20			
21			
22			
23			
24			
25			
26			
27			
28			
29			
30			
31			
32			
33			
34			
35			
36			
37			
38			
39			
40			
41			
42			
43			
44			
45			
46			
47			
48			
49			
50			
51			
52			
53			
54			
55			
56			
57			
58			
59			
60			
	30801	62OZ.00	Misc. antenatal data NOS
	49665	ZV28600	[V]Antenatal screening for chromosomal anomalies
	21543	622..00	Antenatal care: gravida No.
	109313	9Nil.00	Did not attend antenatal appointment
	102755	8CEM.00	Downs syndrome antenatal screening information leaflet given
	37985	L2AX.00	Abnormal finding on antenatal screening of mother
	91272	L440300	Puerperal cerebrovascular disorder with antenatal comp
	99286	L28y200	Other amniotic/membrane problem with antenatal problem
	99479	L267200	Other placental conditions with antenatal problem
	10056	62N..00	Antenatal examinations
	44401	L305200	Shoulder dystocia with antenatal problem
	35484	679E.00	Antenatal education
	103512	L330200	Prolapse of cord with antenatal problem
	99939	L33y200	Other umbilical cord complications with antenatal problem
	101354	L244311	Cystocele complicating antenatal care - baby not delivered
	39611	62GE.00	Antenatal ultrasound scan at 22-40 weeks
	40597	ZV28y00	[V]Other specified antenatal screening
	70046	L2A4.00	Abnormal radiological finding on antenatal screen of mother
	105047	L2A2.00	Abnormal cytological finding on antenatal screen of mother
	96678	L33z200	Umbilical cord complications NOS with antenatal problem
	15685	L2A..00	Abnormal findings on antenatal screening of mother
	2029	62G..00	Antenatal ultrasound scan
	103787	1514100	Estimated date of delivery by antenatal ultrasound scan
	31570	6224	Antenatal care: multip
	97391	L281200	Premature rupture of membranes with antenatal problem
	65725	L413000	Antenatal deep vein thrombosis unspecified
	13819	62F..00	Antenatal amniocentesis
	107186	L266200	Large-for-dates with antenatal problem
	16750	6221	Antenatal care: primigravida
	71851	L229200	Prolapsed arm with antenatal problem
	105865	67AJ.00	Provision of information about antenatal screening
	109043	9NFV.00	Health visitor antenatal visit
	47928	L280200	Oligohydramnios with antenatal problem
	6298	ZV28.00	[V]Antenatal screening
	45032	62O..00	Misc. antenatal data
	66496	L222200	Breech presentation with antenatal problem
	444	8HT9.00	Referral to antenatal clinic
	14083	62GZ.00	Antenatal ultrasound scan NOS
	13419	62L..00	Antenatal blood group screen
	42120	L2A0.00	Abnormal haematologic find on antenatal screening of mother
	13416	62M..00	Antenatal sickle cell screen
	69788	L260200	Fetal-maternal haemorrhage with antenatal problem
	73734	ZVu2900	[X]Other antenatal screening
	95107	L312200	Other uterine inertia with antenatal problem
	103677	Eu32B00	[X]Antenatal depression

1			
2			
3			
4	106923	62NK.00	Antenatal 25 week examination
5	108811	L245300	Cervical incompetence with antenatal problem
6	73407	L261200	Rhesus isoimmunisation with antenatal problem
7	101980	65QG.00	Antenatal screening shows non sig haemoglobinopathy carrier
8	44828	L263200	Fetal distress with antenatal problem
9	45091	62Y..00	Routine antenatal care
10			
11	71862	L323200	Delayed delivery second twin with antenatal problem
12	71794	L307200	Other failed trial of labour with antenatal problem
13			
14	51432	62FZ.00	Antenatal amniocentesis NOS
15	97523	68b..00	Antenatal screening status
16	28290	L2A3.00	Abnormal ultrasonic finding on antenatal screening of mother
17	36226	L2A1.00	Abnormal biochemical finding on antenatal screen of mother
18	100502	L413200	Antenatal deep vein thrombosis with antenatal complication
19	61203	L413z00	Antenatal deep vein thrombosis NOS
20	100578	L255200	Fetus with drug damage with antenatal problem
21	69072	L262200	Other blood-group isoimmunisation with antenatal problem
22			
23	49617	622Z.00	Antenatal care: gravida NOS
24	26873	L413.11	DVT - deep venous thrombosis, antenatal
25	33009	6254	A/N care: H/O child abuse
26	29610	62NB.00	A/N 36 week examination
27	61162	L250200	Fetus with central nervous system malformation + a/n problem
28	52044	6252	A/N care: poor A/N attender
29	35513	6284	A/N care: primip. > 30 years
30			
31	26695	625Z.00	A/N care: social risk NOS
32	55605	62NH.00	A/N 42 week examination
33	30797	6233	A/N care: grand multip
34	23013	6231	A/N care: uncertain dates
35	36516	62F4.00	A/N amniocentesis wanted
36	37046	628Z.00	A/N risk NOS
37	107506	62H2.00	A/N Rh screen offered
38	25331	62O6.11	Vaginal 'show' - A/N
39	64537	62GA.00	A/N U/S scan for slow growth
40	13821	62F6.00	A/N amniocentesis - normal
41	19772	62F3.00	A/N amniocentesis - not wanted
42	70840	L240311	Bicornuate uterus complicating a/n care, baby not delivered
43	33287	62F1.00	A/N amniocentesis -not offered
44	13171	62N8.00	A/N 32 week examination
45	52049	62G3.00	A/N U/S scan not wanted
46	33008	6285	A/N care: multip. > 35 years
47	26696	6253	A/N care: late booker
48	24219	62A..00	A/N care provider
49	13308	625..00	A/N care: social risk
50	26692	6236	A/N care: poor obstetr history
51	37222	62G1.00	A/N U/S scan not offered
52	25391	62I..12	Alpha-feto protein test - A/N
53			
54			
55			
56			
57			
58			
59			
60			

1			
2			
3			
4	35512	6281	A/N care: under 5ft tall
5	31251	627..00	A/N care: gynae. risk
6	26551	62NE.00	A/N 39 week examination
7	68089	62HZ.00	A/N Rh antibody screen NOS
8	26691	6235	A/N care: H/O perinatal death
9	35826	62G6.00	A/N U/S scan normal += dates
10	30885	62G4.00	A/N U/S scan wanted
11	70289	62F9.00	A/N amnio. for ? neural tube
12	26693	626..00	A/N care: medical risk
13	73099	L246311	Polyp of cervix complicating a/n care- baby not delivered
14	20401	L241311	Uterine fibroid complicating a/n care, baby not delivered
15	65450	62F2.00	A/N amniocentesis - offered
16	24236	62AZ.00	A/N care provider NOS
17	26553	62ND.00	A/N 38 week examination
18	102160	L283200	Prolonged artificial rupture of membranes with a/n problem
19	64141	62K2.00	A/N syphilis screen-blood sent
20	26550	62A2.00	A/N care from consultant
21	89025	L237200	Other fetal abnormality causing disproportion with a/n prob
22	102099	62MZ.00	A/N sickle cell screen NOS
23	47415	62G5.00	A/N U/S scan awaited
24	13415	62A4.00	A/N care midwifery led
25	54734	L28z200	Amniotic cavity and membrane problem NOS with a/n problem
26	14086	62G8.00	A/N U/S scan abnormal
27	37221	62G7.00	A/N U/S scan normal +? dates
28	66608	L241300	Tumour of uterine body complicating a/n care, baby not deliv
29	71797	L248300	Vulval abn complicating a/n care - baby not yet delivered
30	37029	62NG.00	A/N 41 week examination
31	29727	62NA.00	A/N 35 week examination
32	108885	62L1.00	A/N blood gp screen not done
33	39172	62L2.00	A/N blood group screen done
34	38165	6237	A/N care: H/O trophoblast.dis.
35	35511	6234	A/N care: H/O stillbirth
36	26875	6232	A/N care: recurrent aborter
37	9546	623..00	A/N care: obstetric risk
38	73120	L247300	Vaginal abnormality complicating a/n care-baby not delivered
39	24214	62A1.00	A/N care from G.P.
40	13169	62N5.00	A/N 24 week examination
41	29627	62N7.00	A/N 30 week examination
42	3517	62N1.00	A/N booking examination
43	62147	62F8.00	A/N amnio. for ? chrom.abnorm.
44	37047	6242	A/N care: H/O infertility
45	27057	62G9.00	A/N U/S scan for ? abnormality
46	70616	62M2.00	A/N sickle cell screen done
47	29059	62A3.00	A/N - shared care
48	108867	62M1.00	A/N sickle screen not done
49			
50			
51			
52			
53			
54			
55			
56			
57			
58			
59			
60			

1			
2			
3	12260	62H..00	A/N Rh antibody screen
4	41955	62F5.00	A/N amniocentesis - awaited
5	13166	62N3.00	A/N 16 week examination
6	35510	6241	A/N care: elderly primip.
7	26552	62NC.00	A/N 37 week examination
8	29280	62NF.00	A/N 40 week examination
9	3786	628..00	A/N care: risk NOS
10	39728	62O..11	Fetal maturity - A/N
11	13822	62F7.00	A/N amniocentesis - abnormal
12	71912	62H1.00	A/N Rh screen not offered
13	26694	6251	A/N care: poor home conditions
14	70186	62LZ.00	A/N blood group screen NOS
15	26690	623Z.00	A/N care: obstetric risk NOS
16	98957	L240300	Cong abnorm uterus complicating a/n care, baby not delivered
17	13170	62N9.00	A/N 34 week examination
18	109166	62K1.00	A/N syphilis screen not done
19	13167	62N2.00	A/N 12 weeks examination
20	37220	62G2.00	A/N U/S scan offered
21	29364	62N4.00	A/N 20 week examination
22	26554	62N6.00	A/N 28 week examination
23	31250	6283	A/N care: primip. < 17 years
24	30209	ZV27000	[V]Single live birth
25	20573	Q48D000	[X]Fresh stillbirth
26	11966	ZV27.11	[V]Live birth
27	8906	ZV27.12	[V]Stillbirth
28	41253	7F...11	Childbirth operations
29	10719	6331	Single live birth
30	28726	7F19100	Water birth delivery
31	58978	Q20y.00	Other specified birth trauma
32	37884	Z254D00	Face to pubes birth
33	72025	ZV3zz00	[V]Unspecified birth, NOS
34	8776	Q48D.00	[X] Stillbirth
35	5253	633a.00	Birth of child
36	31203	6332	Single stillbirth
37	13287	633..11	Livebirth
38	17354	633..13	Triplet birth
39	1825	633..14	Twin birth
40	1214	6311	Home birth
41	2353	63E2.00	Normal birth
42	974	Q4z..15	Stillbirth NEC
43	110211	633C.00	Intrapartum stillbirth
44	70813	ZV27500	[V]Other multiple birth, all live born
45	37878	Z254E11	Multiple birth delivery
46	42324	L34z.00	Vulval/perineal trauma during delivery NOS
47	55124	L39yz00	Other complications of labour and delivery NOS
48			
49			
50			
51			
52			
53			
54			
55			
56			
57			
58			
59			
60			

27351	Q036.00	Fetus or neonate affected by precipitate delivery
43918	L340400	Fourchette tear during delivery
33915	L213.00	Multiple delivery
5213	7F16400	Low forceps cephalic delivery
25223	L396.00	Vacuum extractor delivery
57957	7F1Ay00	Other specified other method of delivery
7670	L398z00	Caesarean delivery NOS
24243	L263400	Labour and delivery complic by meconium in amniotic fluid
15828	14Y4.00	Born by breech delivery
69780	Lyu5100	[X]Other and unspecified forceps delivery
62862	L342200	Third degree perineal tear during delivery with p/n problem
68752	Z253300	Normal rate of delivery
33773	7F19y00	Other specified normal delivery
30775	62B8.00	Midwife unit delivery booking
6452	L395.00	Forceps delivery
239	L20..11	Spontaneous vaginal delivery
95858	L34y100	Other vulval/perineal trauma during delivery- delivered
29070	7F15000	Spontaneous breech delivery
19605	L341z00	Second degree perineal tear during delivery NOS
57945	7F17200	Vacuum delivery before full dilation of cervix
72022	L343000	Fourth degree perineal tear during delivery, unspecified
19607	L344000	Unspecified perineal laceration during delivery, unspecified
3365	L142.11	Premature delivery
27914	62V..00	Delivery place planned
90885	Lyu4900	[X]Labour+delivery complicated by other cord entanglement
56310	Z25..00	Delivery observations
12052	Z257.00	Delivery normal
11532	7F14.00	Breech extraction delivery
13164	62BZ.00	Delivery booking - place NOS
61212	L34y.00	Other vulval and perineal trauma during delivery
61077	7F16200	Mid forceps cephalic delivery with rotation
5866	7F1..00	Induction and delivery operations
65940	7F16500	Trial of forceps delivery
19608	L340z00	First degree perineal tear during delivery NOS
52875	L398000	Caesarean delivery unspecified
83535	Lyu5000	[X]Other single spontaneous delivery
47625	Z22C200	Estimated date of delivery from last normal period
17744	7F13100	Lower uterine segment caesarean delivery NEC
15073	7F13y00	Other specified other caesarean delivery
9800	L398300	Delivery by elective caesarean section
37699	L396z00	Vacuum extractor delivery NOS
72021	L343100	Fourth degree perineal tear during delivery - delivered
107136	Q031.11	Fetus affected by malpresentation during delivery
17684	L395.11	Keilland's forceps delivery
20425	L395.12	Neville - Barnes forceps delivery

1			
2			
3			
4	4780	L20..00	Normal delivery in a completely normal case
5	5868	Ly0..00	Spontaneous vertex delivery
6	106113	Lyu5800	[X]Multiple delivery, unspecified
7	62406	L323000	Delayed delivery second twin unspecified
8	61540	Z212100	Delivery place planned
9	47157	L34zz00	Vulval/perineal trauma during delivery NOS
10	58176	62C2.00	Full stay delivery booking
11	32283	Z212200	Home delivery planned
12	106808	L34z200	Vulval/perineal trauma during delivery NOS with p/n problem
13	740	7F12.00	Elective caesarean delivery
14	111579	Z263300	Condition of membranes at delivery
15	34102	Z262700	Incomplete placenta at delivery
16	21554	7F16900	Kielland forceps cephalic delivery with rotation
17	31254	L340100	First degree perineal tear during delivery - delivered
18	23394	7F16300	Mid forceps cephalic delivery NEC
19	54591	7F14z00	Breech extraction delivery NOS
20	3085	7F12z00	Elective caesarean delivery NOS
21	22491	Ly1..00	Spontaneous breech delivery
22	19609	L340600	Vaginal tear during delivery
23	39168	L342100	Third degree perineal tear during delivery - delivered
24	44235	L296.00	Vaginal delivery following previous caesarean section
25	40706	L344z00	Unspecified perineal laceration during delivery NOS
26	27993	62V0.00	Home delivery planned
27	58721	L20z.00	Normal delivery in completely normal case NOS
28	33477	L398100	Caesarean delivery - delivered
29	27963	L323.00	Delayed delivery of second twin, triplet etc
30	37509	7F1A300	Drainage of hydrocephalus of fetus to facilitate delivery
31	30806	L34yz00	Other vulval/perineal trauma during delivery NOS
32	30373	Z22C100	Estimated date of delivery from last period
33	42572	L323100	Delayed delivery second twin - delivered
34	15514	7F13000	Upper uterine segment caesarean delivery NEC
35	47546	7F12y00	Other specified elective caesarean delivery
36	86399	7F17y00	Other specified vacuum delivery
37	13352	L34..00	Trauma to perineum and vulva during delivery
38	49446	L396100	Vacuum extractor delivery - delivered
39	15256	L344.00	Unspecified perineal laceration during delivery
40	37054	L341100	Second degree perineal tear during delivery - delivered
41	3108	7F1B000	Episiotomy to facilitate delivery
42	47863	Lyu5200	[X]Other single delivery by caesarean section
43	9160	Z257100	Spontaneous vertex delivery
44	58844	L396000	Vacuum extractor delivery unspecified
45	57488	L34z100	Vulval/perineal trauma during delivery NOS - delivered
46	27731	L345.12	Vulval and perineal haematoma during delivery
47	104872	L143100	Premature labour with premature delivery
48	42275	L395300	Mid-cavity forceps delivery
49			
50			
51			
52			
53			
54			
55			
56			
57			
58			
59			
60			

1			
2			
3			
4	40876	L342z00	Third degree perineal tear during delivery NOS
5	93273	L39z100	Complications of labour and delivery NOS - delivered
6	42755	L387.00	Spinal/epidural ansth-induced headache dur labour/delivery
7	57789	L395400	Delivery by combination of forceps and vacuum extractor
8			
9	19603	L340000	First degree perineal tear during delivery, unspecified
10	4786	L213200	Multiple delivery, all by caesarean section
11	20002	7F16000	High forceps cephalic delivery with rotation
12	66501	L39zz00	Complications of labour and delivery NOS
13	34333	Z262711	Incomplete delivery of placenta
14	19602	L341000	Second degree perineal tear during delivery, unspecified
15	39866	7F1A200	Cleidotomy of fetus to facilitate delivery
16			
17	30805	L34y000	Other vulval/perineal trauma during delivery, unspecified
18	11530	Z254900	Vaginal delivery
19			
20	67489	L34z000	Vulval/perineal trauma during delivery NOS unspec
21	4638	7F13.00	Other caesarean delivery
22	40744	Z254A00	Abnormal delivery
23			
24	25157	L142100	Early onset of delivery - delivered
25	17704	L395.13	Simpson's forceps delivery
26			
27	39573	Z265900	Umbilical cord not around baby's neck at delivery
28	5033	7F16100	High forceps cephalic delivery NEC
29	26549	62B1.00	Delivery: no place booked
30	50293	7F1z.00	Induction and delivery operations NOS
31			
32	67862	L39..00	Other complications of labour and delivery NEC
33	63277	L393.00	Acute renal failure following labour and delivery
34	32380	L34..12	Vulval delivery trauma
35			
36	23866	7F1B100	Symphysiotomy to facilitate delivery
37	618	L398400	Delivery by emergency caesarean section
38	66315	Lyu5500	[X]Other specified assisted single delivery
39	23791	L38A.00	Failed or difficult intubation during labour and delivery
40	99608	7F1Bz00	Other operation to facilitate delivery NOS
41			
42	98749	7F1B400	Incision of cervix to facilitate delivery
43	30274	L395200	Low forceps delivery
44			
45	35190	7F13z00	Other caesarean delivery NOS
46	40710	L395z00	Forceps delivery NOS
47	26712	L340300	Labial tear during delivery
48	62789	Q031.00	Fetus/neonate affected by malposition/disproportion-delivery
49	2624	Q033.00	Fetus or neonate affected by vacuum extraction delivery
50			
51	19599	L340.00	First degree perineal tear during delivery
52	11650	L342.00	Third degree perineal tear during delivery
53			
54	51736	7F17100	Low vacuum delivery
55	36703	L345.00	Vulval and perineal haematoma during delivery
56	2458	7F17.00	Vacuum delivery
57			
58	22975	62B3.00	G.P. unit delivery booking
59	32988	62B5.00	Private home delivery booking
60	49485	L263600	Labour+delivery complicatd by biochem evidence/fetal stress

1			
2			
3			
4	5522	L3z..00	Complications of labour and delivery NOS
5	103319	Lyu4.00	[X]Complications of labour and delivery
6	14789	Q030.11	Fetus affected by breech delivery
7	34411	Z254300	Delivered by mid-cavity forceps delivery
8	48230	Z254800	Deliveries by spontaneous breech delivery
9	36137	L142z00	Early onset of delivery NOS
10	59941	L142000	Early onset of delivery unspecified
11	20738	7F19000	Manually assisted vaginal delivery
12	34628	7F16600	Failed forceps delivery
13	33480	7F16y00	Other specified forceps cephalic delivery
14	37245	L345000	Vulval and perineal haematoma during delivery, unspecified
15	43959	633Z.00	Outcome of delivery NOS
16	70615	L345z00	Vulval and perineal haematoma during delivery NOS
17	60953	Z253211	Precipitate delivery
18	53572	L3y..00	Other specified complications of labour or delivery
19	9668	7F12100	Elective lower uterine segment caesarean delivery
20	9791	Z257.15	ND - Normal delivery
21	9625	L263300	Labour and delivery complicated by fetal heart rate anomaly
22	28861	L398500	Delivery by caesarean hysterectomy
23	49733	L388.00	Cardiac comps of anaesthesia during labour and delivery
24	15480	14Y3.00	Born by normal vaginal delivery
25	98059	Lyu5400	[X]Other manipulation-assisted delivery
26	69971	Z253100	Slow rate of delivery
27	61226	ZV27y00	[V]Other specified outcome of delivery
28	105276	7F14000	Breech extraction delivery with version
29	103890	1514000	Estimated date of delivery from last period
30	101229	Z255A00	Observation of delivery push in labour
31	50675	L395100	Forceps delivery - delivered
32	44472	L39y.00	Other complications of labour and delivery
33	48742	Z254C00	Face delivery
34	33884	L213000	Multiple delivery, all spontaneous
35	14892	7F17z00	Vacuum delivery NOS
36	64464	7F15z00	Other breech delivery NOS
37	13163	62B..00	Delivery booking place
38	105419	7F17000	High vacuum delivery
39	8879	1514.12	Estimated date of delivery
40	720	L398.00	Caesarean delivery
41	29885	L3...00	Complications occurring during labour and delivery
42	14727	14Y1.00	Born by forceps delivery
43	15675	14Y5.00	Born by ventouse delivery
44	167	7F19.00	Normal delivery
45	32991	62C1.00	Short stay delivery booking
46	688	7F17.11	Ventouse delivery
47	463	L222.12	Breech delivery
48	6141	L396.11	Ventouse delivery
49			
50			
51			
52			
53			
54			
55			
56			
57			
58			
59			
60			

1			
2			
3			
4			
5			
6			
7			
8			
9			
10			
11			
12			
13			
14			
15			
16			
17			
18			
19			
20			
21			
22			
23			
24			
25			
26			
27			
28			
29			
30			
31			
32			
33			
34			
35			
36			
37			
38			
39			
40			
41			
42			
43			
44			
45			
46			
47			
48			
49			
50			
51			
52			
53			
54			
55			
56			
57			
58			
59			
60			
	28903	Z254200	Delivered by low forceps delivery
	100597	L39y100	Other complications of labour and delivery - delivered
	12014	ZV27.00	[V]Outcome of delivery
	61259	7F12000	Elective upper uterine segment caesarean delivery
	105032	L143000	Premature labour without delivery
	42885	Z254.00	Observation of pattern of delivery
	107557	63D7.00	Complete placenta at delivery
	37254	Q030.00	Fetus or neonate affected by breech delivery and extraction
	3078	Q032.00	Fetus or neonate affected by forceps delivery
	19600	L341.00	Second degree perineal tear during delivery
	39576	L343.00	Fourth degree perineal tear during delivery
	31280	L340500	Vulval tear during delivery
	25545	Z212300	Delivery place booked
	70242	7F16700	Barton forceps cephalic delivery with rotation
	71057	L345100	Vulval and perineal haematoma during delivery - delivered
	1279	7F16.00	Forceps cephalic delivery
	22976	62B2.00	Home delivery booked
	41414	62B6.00	Delivery booking place changed
	104873	L143.00	Premature labour and delivery
	50847	L398600	Caesarean delivery following previous Caesarean delivery
	18287	7F22500	Normal delivery of placenta
	19604	L342000	Third degree perineal tear during delivery, unspecified
	2943	L222.11	Assisted breech delivery
	96089	Z253200	Rapid rate of delivery
	8967	7F19z00	Normal delivery NOS
	51065	62CZ.00	Delivery booking - stay NOS
	33378	7F15.00	Other breech delivery
	53937	L395000	Forceps delivery unspecified
	90497	L39z400	Complications of labour and delivery NOS with p/n problem
	23994	7F15100	Assisted breech delivery
	60256	Z254B00	Brow delivery
	60538	L213100	Multiple delivery, all by forceps and vacuum extractor
	15926	7F15y00	Other specified other breech delivery
	95780	Z262600	Complete placenta at delivery
	65702	L38..00	Complications of anaesthesia during labour and delivery
	14686	7F16z00	Forceps cephalic delivery NOS
	67052	L344100	Unspecified perineal laceration during delivery - delivered
	15167	L142.00	Early onset of delivery
	11194	Z257.12	Spontaneous vaginal delivery
	25681	Z257.13	SVD - Spontaneous vaginal delivery
	9383	Z257.11	Normal delivery
	17492	Z257.14	FTND - Full term normal delivery
	31780	L222.13	Spontaneous breech delivery
	22498	Z253.12	Rate of delivery
	52151	Lyu4800	[X]Labour+delivery complicat/oth evidence of fetal distress

1			
2			
3	39319	8HE7.00	Discharged from hospital within 6 hours of delivery
4	73048	7F14y00	Other specified breech extraction delivery
5	109452	7F1By00	Other specified other operation to facilitate delivery
6	69920	L39z.00	Complications of labour and delivery NOS
7	57652	L343z00	Fourth degree perineal tear during delivery NOS
8	53100	7F20z00	Instrumental removal products of concep delivered uterus NOS
9	41494	7F21z00	Manual removal products of conception delivered uterus NOS
10	27800	L124300	Mild or unspecified pre-eclampsia - not delivered
11	41588	L112200	Placental abruption - not delivered
12	3364	L126300	Eclampsia - not delivered
13	65759	L244300	Other uterine/pelvic floor abnormal - baby not yet delivered
14	62880	L110200	Placenta praevia without haemorrhage - not delivered
15	69002	L11y200	Other antepartum haemorrhage - not delivered
16	67447	L125300	Severe pre-eclampsia - not delivered
17	64752	L111200	Placenta praevia with haemorrhage - not delivered
18	53160	L127300	Pre-eclampsia or eclampsia with hypertension - not delivered
19	31617	L130200	Mild hyperemesis-not delivered
20	57852	L100200	Threatened abortion - not delivered
21	64298	L141100	Other threatened labour - not delivered
22	54082	L169300	Herpes gestationis - not delivered
23	48830	L140100	Threatened premature labour - not delivered
24	54576	Z252.00	Mother not delivered
25	2549	L222.00	Breech presentation
26	13288	2722	O/E - breech presentation
27	46298	L222z00	Breech presentation NOS
28	55359	Q017100	Fetus/neonate affected by breech presentation before labour
29	56867	L300300	Obstructed labour due to breech presentation
30	66786	L397z00	Breech extraction NOS
31	48516	Z254400	Deliveries by breech extraction
32	4955	L397.00	Breech extraction
33	66106	L397000	Breech extraction unspecified
34	15610	7F06300	External version of breech
35	1534	7F14100	Forceps to aftercoming head (breech)
36	66307	L222000	Breech presentation unspecified
37	16097	Q214z00	Liveborn with unspecified fetal distress NOS
38	33258	L512.00	Maternal care for diminished fetal movements
39	67883	L514.00	Maternal care for poor fetal growth
40	50733	L263.12	Fetal bradycardia
41	23009	Q213.11	Fetal distress in labour - liveborn
42	48463	Q410.00	Fetal blood loss
43	23565	L25..00	Known or suspected fetal abnormality
44	43428	ZV28400	[V]Screening for fetal growth retardation using ultrasonics
45	5479	Q212.00	Liveborn with prelabour fetal distress
46	106201	Qyu5400	[X]Other specified fetal and neonatal haemorrhages
47	31481	7F04300	Electrode applied to fetal scalp
48			
49			
50			
51			
52			
53			
54			
55			
56			
57			
58			
59			
60			

1			
2			
3			
4	107512	Q102.11	Fetal malnutrition without mention of 'light for dates'
5	96711	Q408200	Escherichia coli intra-amniotic fetal infection
6	98261	7F27y00	OS non routine obstetric scan for fetal observations
7	43893	Q470.00	Idiopathic hydrops fetalis
8	19590	62O1.00	Fetal movements felt
9	48576	L22y.00	Other fetal malposition and malpresentation
10	64959	7F01100	Fetoscopic examination of fetus and sampling of fetal blood
11	36640	L265300	Maternal care for poor fetal growth
12	59566	Q41yz00	Fetal or newborn haemorrhage NOS
13	72837	2763	O/E - fetal heart 40-80
14	62654	4H72.00	Amniotic fetal cell abnormal
15	28977	L237.00	Other fetal abnormality causing disproportion
16	46514	L263700	Maternal care for fetal hypoxia
17	60301	7P0H500	Fetal echocardiography
18	27801	2755	O/E - fetal movement diminished
19	67438	Q40y000	Intrauterine fetal sepsis, unspecified
20	63905	Lyu3A00	[X]Maternal care/known or suspected fetal problem,unspecifd
21	46784	Q023200	Fetus/neonate affected by materno-fetal transplacental trans
22	50281	Q213z00	Liveborn with labour fetal distress NOS
23	25153	2753	O/E - fetal movements felt
24	103893	7F27400	Fetal ascites scan
25	66619	Q023011	Fetus/neonate affected by feto-fetal transplacental transfus
26	101225	BBK3400	[M]Fetal rhabdomyoma
27	104765	Q102.00	Fetal malnutrition, no mention light or small for gest age
28	96669	L22z.00	Fetal malposition and malpresentation NOS
29	55071	Z271C00	Fetal heart baseline pattern
30	22815	275..00	O/E - fetal movements
31	69819	274Z.00	O/E - fetal station NOS
32	56744	Q10..11	Fetal malnutrition
33	9164	584..11	Fetal U-S scan
34	66175	Q45z.00	Fetal or newborn blood disorder NOS
35	102019	Q410600	Fetal haemorrhage into mother's circulation
36	104829	L260000	Fetal-maternal haemorrhage unspecified
37	97471	Q212z00	Liveborn with prelabour fetal distress NOS
38	100323	4H7..00	Amniotic fetal cell study
39	73393	4H71.00	Amniotic fetal cell study: NAD
40	53296	42YG.00	Fetal cell test
41	48798	Q45..00	Fetal and newborn blood disorders
42	21893	L510.00	Maternal care for hydrops fetalis
43	60774	Z271100	Fetal heart acceleration
44	62898	2768	O/E - fetal heart 180-200
45	95881	2762	O/E - fetal heart < 40
46	70856	2764	O/E - fetal heart 80-100
47	67186	272Z.00	O/E - fetal presentation NOS
48	38608	L250.11	Suspect fetal anencephaly
49			
50			
51			
52			
53			
54			
55			
56			
57			
58			
59			
60			

1			
2			
3	8846	L250.13	Suspect fetal spina bifida
4	55152	Q408.00	Intra-amniotic fetal infection
5	104218	L300000	Obstructed labour due to fetal malposition unspecified
6	99494	Q455000	Congenital anaemia from fetal blood loss
7	91908	7F27200	Fetal biometry
8	95754	Q408z00	Intra-amniotic fetal infection NOS
9	62629	Q41yy00	Other specified fetal or newborn haemorrhage
10	95064	Q41y.00	Other fetal and newborn haemorrhage
11	19575	Q10z.00	Fetal growth retardation NOS
12	31033	7F03100	Percutaneous insertion of fetal pleuroamniotic shunt
13	53241	Q214100	Liveborn with fetal hypoxia, unspecified
14	26707	2766	O/E - fetal heart 120-160
15	38846	Z271D00	Normal fetal heart baseline pattern
16	44071	Q479.00	Non-immune hydrops fetalis
17	64335	L263000	Fetal distress unspecified
18	23590	L300.00	Obstructed labour due to fetal malposition
19	102073	Q410z00	Fetal blood loss NOS
20	53687	2752	O/E - fetal movements seen
21	42093	5846	U-S scan - fetal maturity
22	3620	Q214.00	Liveborn with fetal distress, unspecified
23	63024	2726	O/E -fetal presentation unsure
24	104845	Q410700	Fetal exsanguination
25	59679	276Z.00	O/E - fetal heart NOS
26	100297	L22zz00	Fetal malposition and malpresentation NOS
27	34777	Q10..00	Slow fetal growth and fetal malnutrition
28	98499	L25z300	Maternal care for suspect fetal abnormal and damage, unspec
29	96222	L25z400	Maternal care for fetal abnormality and damage, unspecified
30	41908	Q3z..00	Fetal or newborn respiratory problems NOS
31	28184	Q436z00	Unspecified fetal or neonatal jaundice NOS
32	11589	7F25100	Fetal heart monitoring in labour
33	35680	Q423.00	Hydrops fetalis due to isoimmunisation
34	45439	Lyu3900	[X]Maternal care/oth spcf known or suspected fetal problems
35	12013	L268000	Reduced fetal movements
36	19581	Q436.00	Fetal and neonatal jaundice, unspecified
37	32184	L267500	Other fetal problems
38	68996	2765	O/E - fetal heart 100-120
39	62903	2767	O/E - fetal heart 160-180
40	70845	Z271E00	Sinusoidal pattern of fetal heart
41	52308	Q211.00	Fetal death due to labour anoxia
42	101119	2769	O/E - fetal heart > 200
43	27868	2761	O/E - fetal heart not heard
44	39218	5858200	Ultrasonic doppler for fetal heart sounds
45	2437	2751	O/E - no fetal movements
46	13276	L263.00	Fetal distress - affecting management
47	49294	L26..00	Other fetal and placental problems
48			
49			
50			
51			
52			
53			
54			
55			
56			
57			
58			
59			
60			

1			
2			
3			
4	41919	5849	U-S scan - fetal presentation
5	72159	5845	U-S scan - fetal cephalometry
6	91933	Q410000	Fetal blood loss, unspecified
7	85992	7F27.00	Non routine obstetric scan for fetal observations
8	95538	Z271B00	Poor baseline variability in fetal heart rate
9	36195	L268.00	Other fetal problems
10	8147	L264.11	Fetal death in utero
11	94785	9Nk3.00	Seen in fetal medicine clinic
12	91477	7F03300	Percutaneous insertion of fetal pleural drain
13	19720	7F25.11	Fetal monitoring
14	983	Q....11	Fetal and neonatal conditions
15	26710	272..00	O/E - fetal presentation
16	45963	5847	U-S scan - fetal abnormality
17	46413	L250.12	Suspect fetal hydrocephaly
18	48801	Q41..00	Fetal and neonatal haemorrhage
19	95875	7F27z00	Non routine obstetric scan for fetal observations NOS
20	39868	Q420.11	Erythroblastosis fetalis
21	50201	Q31..00	Other fetal and newborn respiratory conditions
22	55607	Z271900	Fetal heart rate variability
23	47149	Z271F00	Fetal heart deceleration
24	102894	L260z00	Fetal-maternal haemorrhage NOS
25	91773	Z271A00	Good baseline variability in fetal heart rate
26	46502	Q21..12	Labour fetal anoxia
27	46431	7F04100	Percutaneous sampling of fetal blood
28	9501	7F25000	Fetal heart monitoring NEC
29	19582	Q493.00	Persistent fetal circulation
30	7681	276..00	O/E - fetal heart heard
31	62316	L51..00	Maternal care for other known or suspected fetal problems
32	53420	L263.13	Fetal tachycardia
33	54004	7F03000	Percutaneous insertion of fetal vesicoamniotic shunt
34	34132	Q212.11	Fetal distress before labour - liveborn
35	42322	Q213.00	Liveborn with labour fetal distress
36	20320	Q210.00	Fetal death due to prelabour anoxia
37	107794	4H7Z.00	Amniotic fetal cell study NOS
38	106136	Q410200	Fetal placental blood loss
39	66335	L260.00	Fetal-maternal haemorrhage
40	53863	L263z00	Fetal distress NOS
41	41102	L263500	Lab+del comp fetal ht rate anom wth meconium in amnio fluid
42	35214	Z271912	FHRV - Fetal heart rate variability
43	26401	Q214.11	Fetal distress, unspecified when, liveborn
44	54687	L51X.00	Maternal care/known or suspected fetal problem,unspecifd
45	37752	62O3.00	Fetal maturity: dates = size
46	55493	62O2.00	Fetal movements seen
47	52857	275Z.00	O/E - fetal movements NOS
48	110134	Z271G00	Early fetal heart deceleration
49			
50			
51			
52			
53			
54			
55			
56			
57			
58			
59			
60			

1			
2			
3			
4	13299	Q42X.00	Hydrops fetalis due to other+unspcfd haemolytic disease
5	100342	PK81.00	Fetal hydantoin syndrome
6	50913	P7z..11	Fetal circulation
7	51372	Q311z11	Pneumonitis due to fetal aspiration
8	97985	Z271H00	Late fetal heart deceleration
9	95649	L263.11	Fetal acidosis
10	48784	62O4.00	Fetal maturity: dates not=size
11	66428	Q026.11	Fetus affected by cord problems
12	1017	Q034.00	Fetus or neonate affected by caesarean section
13	97885	7F01000	Fetoscopic examination of fetus and biopsy of fetus
14	47151	L220.00	Fetus - unstable lie
15	97186	7F03z00	Therapeutic percutaneous operation on fetus NOS
16	26685	Q035600	Fetus/neonate affected by other maternal opiates in lab/del
17	62776	Q037.11	Fetus or neonate affected by hypertonic labour
18	5538	Q024.00	Fetus or neonate affected by prolapsed cord
19	91659	Q022.00	Fetus/neonate affected by placental abnormality NEC
20	105625	Q027.00	Fetus or neonate affected by chorioamnionitis
21	72118	L257.00	Fetus with damage due to intra-uterine contraceptive device
22	52007	L255.00	Fetus with drug damage
23	73892	Q00z.00	Fetus or neonate affected by maternal medical problem NOS
24	67326	Q04X.00	Fetus+newborn affected/other maternal noxious influences
25	69257	L25y000	Fetus with other damage NEC, unspecified
26	71987	Q007A00	Fetus/neonate affect-plac./breast transf hypoglycaemic agent
27	63290	Q101.00	Fetus small-for-dates with signs of malnutrition
28	52669	Q031200	Fetus/neonate affect persistent occip-posterior - labour/del
29	61063	L25zz00	Fetus with damage NOS
30	99136	Q021200	Fetus/neonate affected by placental damage-amniocentesis
31	45440	7F00.00	Therapeutic fetoscopic operations on fetus
32	30979	7N61200	[SO]Fetus
33	69435	7F02z00	Selective destruction of fetus NOS
34	61452	7F0z.00	Fetus and gravid uterus operations NOS
35	46724	Q022200	Fetus or neonate affected by placental insufficiency
36	105097	L250300	Maternal care for suspected CNS malformation in fetus
37	52633	Q021111	Fetus affected by placental abruption
38	36894	Q100.11	Fetus small-for-dates (SFD), without mention of malnutrition
39	94808	Q017600	Fetus or neonate affected by face presentation before labour
40	103741	7F2A211	Doppler ultrasound scan of middle cerebral artery of fetus
41	51177	L5...00	Maternal care for fetus
42	106508	7F03600	Percutaneous laser ablation of lesion of fetus
43	44173	5391	Obstetric X-ray - fetus
44	38864	L160.00	Papyraceous fetus
45	48156	Q025000	Fetus or neonate affected by cord round neck
46	59236	L25z.00	Fetus with damage NOS
47	53074	L251z00	Fetus with chromosomal abnormality NOS
48	66699	PK83.00	Fetus and newborn affected by maternal use of alcohol
49			
50			
51			
52			
53			
54			
55			
56			
57			
58			
59			
60			

1			
2			
3			
4	66571	Qyu5200	[X]Oth intracranial(nontraumatic)haemorrhages/fetus+newborn
5	31923	Q021300	Fetus/neonate affected by placental damage-caesarean section
6	72366	7F02y00	Other specified selective destruction of fetus
7	62819	7F04z00	Diagnostic percutaneous examination of fetus NOS
8	72973	Qyu5500	[X]Other haemolytic diseases of fetus and newborn
9	45653	Q025.00	Fetus or neonate affected by other cord compression
10	23483	Q023.00	Fetus or neonate affected by placental transfusion syndrome
11	97240	Q027100	Fetus or neonate affected by amnionitis
12	72834	Q41z.00	Haemorrhage of fetus and newborn NOS
13	52950	Q013.00	Fetus or neonate affected by maternal polyhydramnios
14	41937	5848	U-S scan - multiple fetus
15	63077	Q00y.00	Fetus or neonate affected by other maternal condition
16	34695	L22..11	Malpresentation of fetus
17	15495	Q42z.00	Haemolytic disease of fetus/newborn due isoimmunisation NOS
18	22032	Q100.00	Fetus small-for-dates, without mention of malnutrition
19	43005	Q200012	Intracranial haemorrhage in fetus or newborn
20	36559	Q200011	Intracerebral haemorrhage in fetus or newborn
21	71279	L250000	Fetus with central nervous system malformation unspecified
22	40870	Q020.00	Fetus or neonate affected by placenta previa
23	85238	Qyu5F00	[X]Intracranial nontraumatic haemorrhage fetus newborn unsp
24	106959	Qyu0200	[X]Fetus and newborn affected by other maternal conditions
25	46283	7F0..00	Fetus and gravid uterus operations
26	682	Q42..00	Haemolytic disease of fetus/newborn due to isoimmunisation
27	27334	Q026z00	Fetus or neonate affected by cord problems NOS
28	50530	7F0y.00	Other specified operations on fetus or gravid uterus
29	28487	Q....13	Fetus and neonate conditions
30	71910	Q037200	Fetus or neonate affected by hypertonic uterine dysfunction
31	70737	L25z000	Fetus with damage NOS, unspecified
32	56697	Q041.00	Fetus and newborn affect by mat use of nutritional chem subs
33	54726	L251400	Maternal care for chromosomal abnormality in fetus
34	101599	L253300	Maternal care for damage to fetus from maternal rubella
35	101893	L251300	Maternal care for suspected chromosomal abnormality in fetus
36	66526	Q035200	Fetus/neonate affected by mat general anaesthesia - lab/del
37	99890	Q021400	Fetus/neonate affect by placental damage-surgical induction
38	44479	Q200511	Intracerebral haematoma in fetus or newborn
39	47219	Q035300	Fetus/neonate affected by mat epidural anaesth - labour/del
40	52526	Q200600	Extradural haemorrhage in fetus or newborn
41	105735	Q007B00	Fetus/neonate affected-plac./breast transfer endocrine agent
42	21382	27B..00	O/E - viable fetus
43	100241	L25y.00	Fetus with other damage NEC
44	26840	Q017500	Fetus or neonate affected by unstable lie before labour
45	95128	9d06.00	Fetus
46	26631	Q000.00	Fetus or neonate affected by maternal hypertensive disease
47	73317	L252.00	Fetus with hereditary disease
48	48583	Q031600	Fetus/neonate affected by disproportion during labour/delive
49			
50			
51			
52			
53			
54			
55			
56			
57			
58			
59			
60			

1			
2			
3			
4	71637	Q017.11	Fetus affected by malpresentation
5	71495	L250z00	Fetus with central nervous system malformation NOS
6	60841	Q013.11	Fetus affected by hydramnios
7	55149	Qyu0100	[X]Fetus+newborn affectd/oth medical procedure on mother,NEC
8	100666	L252z00	Fetus with hereditary disease NOS
9	66748	Qyu0C00	[X]Fetus+newborn affected/other maternal noxious influences
10	43958	Q023000	Fetus/neonate affected by twin-to-twin transplacental transf
11	23617	L22..00	Malposition and malpresentation of fetus
12	68016	L253.11	Fetus with suspected rubella damage via mother
13	65716	Q011.00	Fetus/neonate affected maternal premature rupture membrane
14	20721	7F0..11	Fetus operations
15	59580	7F0..12	Fetus & gravid uterus ops
16	72558	Q016.00	Fetus or neonate affected by maternal death
17	38043	Q200500	Cerebral haematoma in fetus or newborn
18	52299	Q007200	Fetus/neonate affected by placental/breast transfer narcotic
19	68169	Q021.00	Fetus/neonate affect other placental separation/haemorrhage
20	37055	Q035500	Fetus/neonate affected by maternal pethidine in labour/deliv
21	16963	7F00000	Fetoscopic blood transfusion of fetus
22	61596	Q017300	Fetus or neonate affected by oblique lie before labour
23	55761	Q021500	Fetus or neonate affected by premature placental separation
24	44644	L250.00	Fetus with central nervous system malformation
25	58187	Lyu4500	[X]Obstructed labour due to other abnormalities of fetus
26	108080	Qyu0.00	[X]Fetus/newborn affected by maternal factors+complications
27	91434	L251.12	Suspect mongol fetus
28	42661	Q021011	Fetus affected by APH - antepartum haemorrhage
29	63309	Q037312	Fetus/neonate affected by uterine dysfunction in labour/del
30	95638	Q101.11	Fetus small-for-dates (SFD) with signs of malnutrition
31	69015	L251.11	Suspect cystic fibrosis fetus
32	64430	Q007C00	Fetus/neonate affected-plac./breast transfer addictive drug
33	59171	Q017400	Fetus or neonate affected by transverse lie before labour
34	57828	7F03200	Percutaneous blood transfusion of fetus
35	24701	2754	O/E - fetus very active
36	72833	Q02z.00	Fetus/neonate affected by abnormalities chorion/amnion NOS
37	104029	Qyu0B00	[X]Fetus and newborn affected by other maternal medication
38	70901	Q023100	Fetus/neonate affected by feto-maternal transplacental trans
39	7103	Q000.11	Fetus affected by maternal toxemia
40	109421	Q03y400	Fetus or neonate affected by long labour
41	20544	Q031611	Fetus/neonate affected-cephalopelvic disproportion lab./del.
42	99563	27A..11	O/E - VE - descent of fetus
43	50555	Q012.00	Fetus or neonate affected by maternal oligohydramnios
44	101603	Q010.00	Fetus or neonate affected by maternal incompetent cervix
45	72348	Q007800	Fetus/neonate affected-plac./breast transfer chemotherapy
46	30692	L251.00	Fetus with chromosomal abnormality
47	45856	Q002.00	Fetus or neonate affected by maternal infections
48	49959	Q005.00	Fetus or neonate affected by maternal injury
49			
50			
51			
52			
53			
54			
55			
56			
57			
58			
59			
60			

93329	Q007400	Fetus/neonate affected-placental/breast transfer anti-infect
72729	L253.00	Fetus with viral damage via mother
63648	Q021000	Fetus/neonate affected by antepartum haemorrhage unspecified
96742	Q007300	Fetus/neonate affected-placenta/breast transfer hallucinogen
68851	Q00..00	Fetus or neonate affected by maternal medical problems
54690	L250400	Maternal care for CNS malformation in fetus
108565	Qyu0700	[X]Fetus+newborn affectd/oth+unspcfd conditns/umbilical cord
108626	Qyu7.00	[X]Digestive system disorders of fetus and newborn
38660	Q3...00	Fetus and newborn respiratory conditions
42226	Q017200	Fetus or neonate affected by external version before labour
71951	Q037300	Fetus or neonate affected by uterine inertia or dysfunction
71552	L235.00	Large fetus causing disproportion
67572	Q031000	Fetus/neonate affected by mat bony pelvis abn in labour/del
65059	Qyu5.00	[X]Haemorrhagic+haematolog disorders of fetus and newborn
68687	L266300	Suspected macroscopic fetus
52726	Q031500	Fetus/neonate affected by face presentation during labour/de
27447	Q031z00	Fetus/neonate affected by malposition/disproportion NOS
54311	Q02..00	Fetus/neonate affected by complic of placenta/cord/membrane
100074	7F01.00	Diagnostic endoscopic examination of fetus using fetoscope
101984	7F03.00	Therapeutic percutaneous operations on fetus
70393	7F04.00	Diagnostic percutaneous examination of fetus
102078	Q027z00	Fetus or neonate affected by chorioamnionitis
58773	Q026.00	Fetus or neonate affected by other specified cord problems
102535	7F00.12	Therapeutic foetoscopic operations on fetus
35777	Q417.00	Intracranial nontraumatic haemorrhage of fetus and newborn
31496	Q007900	Fetus/neonate affected-plac./breast transfer uterine depress
107153	Q007x00	Fetus/neonate affected - placental/breast transfer toxic NEC
40376	PH11.00	Harlequin fetus
56666	L256.00	Fetus with radiation damage
73323	L254.00	Fetus with damage due to other maternal disease
73373	Q001.00	Fetus or neonate affected by maternal renal/urinary disease
96331	L258.00	Fetus with cardiovascular abnormality
105261	Q007500	Fetus/neonate affected-placental/breast transfer immune sera
57651	7F02.00	Selective destruction of fetus
97611	7F03400	Percutaneous insertion of bladder drain to fetus
108731	7F03y00	Other specified therapeutic percutaneous operation on fetus
70074	Q3y..00	Other specified respiratory problems in fetus or neonate
69814	Q022000	Fetus or neonate affected by placental dysfunction
69533	L257.12	Fetus with damage due to intra-uterine contraceptive device
95909	Q026400	Fetus or neonate affected by vasa praevia of cord
55410	L251000	Fetus with chromosomal abnormality unspecified
37180	272..11	O/E - lie of fetus
69076	Q031300	Fetus/neonate affected by shoulder presentation - labour/del
61640	L252000	Fetus with hereditary disease unspecified
96614	Q035100	Fetus/neonate affected by mat analgesic agent in labour/del

1			
2			
3			
4	42213	Q021100	Fetus or neonate affected by abruptio placentae
5	104989	Q018.00	Fetus or neonate affected by maternal postnatal depression
6	70739	L25yz00	Fetus with other damage NEC NOS
7	42384	Q031400	Fetus or neonate affected by transverse lie in labour/deliv
8	72757	Q007100	Fetus/neonate affected by placental/breast transfer alcohol
9	51296	Q03y200	Fetus or neonate affected by induction of labour
10	111265	Qyu6.00	[X]Transitory endocr & metab disord specif to fetus/newborn
11	59070	Q037.00	Fetus or neonate affected by abnormal uterine contractions
12	97745	Q007600	Fetus/neonate affected-plac./breast transfer anticonvulsant
13	27670	L255300	Maternal care for (suspected) damage to fetus from alcohol
14	92824	Q031z11	Fetus or neonate affected by obstructed labour NEC
15	99473	Q007.00	Fetus/neonate affected by poison transferred placenta/breast
16	50940	5391.11	Fetus - abdominal X-ray, obst.
17	72836	Q007w00	Fetus/neonate affected-placenta/breast transfer medicine NEC
18	97923	Q025200	Fetus or neonate affected by knot in cord
19	68577	Q037100	Fetus or neonate affected by hypertonic labour
20	70165	Q016.11	Fetus affected by maternal death
21	107075	L043z11	Unspecified inevitable miscarriage without complication
22	94976	L044x11	Incomplete inevitable miscarriage with unspecified comp
23	17625	L044.11	Inevitable miscarriage incomp
24	55404	L045z11	Complete inevitable miscarriage without complication
25	12241	L02..11	Missed miscarriage
26	107604	L045211	Complete inevitable miscarriage complicated by embolism
27	53836	L044z11	Incomplete inevitable miscarriage without complication
28	96949	L02..12	Silent miscarriage
29	11323	L045.11	Inevitable miscarriage complete
30	108742	L045x11	Complete inevitable miscarriage with unspecified comp
31	109228	L043y11	Unspecified inevitable miscarriage with OS complication
32	11234	L043.11	Inevitable miscarriage unspecified
33	92284	L044y11	Incomplete inevitable miscarriage with other specified comp
34	48603	L040900	Inevitable miscarriage
35	99578	L043x11	Unspecified inevitable miscarriage with unspec complication
36	165	L04..11	Miscarriage
37	57576	L045y11	Complete inevitable miscarriage with OS complication
38	3082	L04..00	Spontaneous abortion
39	2187	L05..00	Legally induced abortion
40	68740	L041x00	Incomplete spontaneous abortion with complication NOS
41	63778	L042x00	Complete spontaneous abortion with complication NOS
42	69183	L052100	Complete legal abortion with delayed/excessive haemorrhage
43	102820	L050200	Unspecified legal abortion + damage to pelvic organs/tissues
44	41098	L050x00	Unspecified legal abortion with complication NOS
45	106524	L071100	Unspecified incomplete abortion + delayed/excess haemorrhage
46	25883	L071y00	Unspecified incomplete abortion + no mention of complication
47	99736	L042000	Complete spontaneous abortion + genital tract/pelvic infect
48	99590	L052w00	Complete legal abortion with other specified complication
49			
50			
51			
52			
53			
54			
55			
56			
57			
58			
59			
60			

1			
2			
3			
4	69190	L052000	Complete legal abortion + genital tract or pelvic infection
5	3874	L031200	Tubal abortion
6	56325	L042y00	Complete spontaneous abortion + no mention of complication
7	99955	L040400	Unspecified spontaneous abortion with metabolic disorder
8	60771	L05..11	Elective abortion
9	31431	L05..13	Therapeutic abortion
10	95625	L044200	Incomplete inevitable abortion complicated by embolism
11	40258	L040011	Spontaneous abortion with sepsis
12	72593	L044x00	Incomplete inevitable abortion with unspecified complication
13	49467	L06..12	Self-induced abortion
14	71289	L06..11	Criminal abortion
15	25605	L100z00	Threatened abortion NOS
16	58137	L07z.00	Unspecified abortion NOS
17	1886	L072.00	Unspecified abortion complete
18	70643	L070.00	Unspecified abortion
19	56828	L041w00	Incomp spontaneous abortion + other specified complication
20	28605	L051z00	Incomplete legal abortion NOS
21	38415	L050z00	Unspecified legal abortion NOS
22	97991	L062w00	Complete illegal abortion with other specified complication
23	2034	L10zz11	Inevitable abortion
24	56224	L070z00	Unspecified abortion NOS
25	94404	L061z00	Incomplete illegal abortion NOS
26	104747	L040x00	Unspecified spontaneous abortion with complication NOS
27	8173	L043.00	Inevitable abortion unspecified
28	105470	L040500	Unspecified spontaneous abortion with shock
29	102090	L08y.00	Failed attempted abortion with no mention of complication
30	68311	L044y00	Incomplete inevitable abortion with OS complication
31	9407	6776.11	Abortion counselling
32	33501	L045.00	Inevitable abortion complete
33	1737	L02..00	Missed abortion
34	41606	L06..00	Illegally induced abortion
35	39470	L08..00	Failed attempted abortion
36	7413	L041.00	Spontaneous abortion incomplete
37	1439	L07..00	Unspecified abortion
38	70384	L050y00	Unspecified legal abortion with no mention of complication
39	1879	L071.00	Unspecified abortion incomplete
40	68938	L040y00	Unspec spontaneous abortion without mention of complication
41	49809	LOA..00	Failed attempted abortion
42	41783	L041100	Incomp spontaneous abortion + delayed/excessive haemorrhage
43	73445	L050000	Unspecified legal abortion + genital tract/pelvic infection
44	50612	L052y00	Complete legal abortion with no mention of complication
45	94359	L042w00	Complete spontaneous abortion + other specified complication
46	68669	L040w00	Unspec spontaneous abortion + other specified complication
47	58085	L052z00	Complete legal abortion NOS
48	50903	LOA2.00	Failed medical abortion comp by delayed/excessive haem'ge
49			
50			
51			
52			
53			
54			
55			
56			
57			
58			
59			
60			

1			
2			
3			
4	33964	L0A4.00	Failed medical abortion, without complication
5	56822	L050.00	Legal abortion unspecified
6	51614	L044z00	Incomplete inevitable abortion without complication
7	41118	L08z.00	Failed attempted abortion NOS
8	45806	L070x00	Unspecified abortion with complication NOS
9	39754	L051.11	Medal abortion - incomplete
10	6730	L051.12	Surgical abortion - incomplete
11	35184	L071z00	Unspecified incomplete abortion NOS
12	105603	L052500	Complete legal abortion with shock
13	107159	L08x.00	Failed attempted abortion with complication NOS
14	7817	L042.00	Spontaneous abortion complete
15	106491	L050100	Unspecified legal abortion + delayed/excessive haemorrhage
16	66365	L043y00	Unspecified inevitable abortion with OS complication
17	47931	L050w00	Unspecified legal abortion with other specified complication
18	47298	L052.00	Legal abortion complete
19	71529	L060.00	Illegal abortion unspecified
20	66561	L062.00	Illegal abortion complete
21	96418	L06z.00	Illegally induced abortion NOS
22	56562	L040z00	Unspecified spontaneous abortion NOS
23	47435	L097200	Readmission for retained produc of concept, illegal abortion
24	72307	L040000	Unspec spontaneous abortion + genital tract/pelvic infection
25	73443	L051y00	Incomplete legal abortion with no mention of complication
26	68936	L051100	Incomplete legal abortion + delayed or excessive haemorrhage
27	96652	L051w00	Incomplete legal abortion with other specified complication
28	59084	L071500	Unspecified incomplete abortion with shock
29	53229	L060z00	Unspecified illegal abortion NOS
30	110905	L070w00	Unspecified abortion with other specified complication
31	29439	L041z00	Incomplete spontaneous abortion NOS
32	21805	L097300	Readmission for retained produc of concept, unspec abortion
33	7114	L044.00	Inevitable abortion incomplete
34	59572	L0A3.00	Failed medical abortion, complicated by embolism
35	22379	L04z.00	Spontaneous abortion NOS
36	59116	L045x00	Complete inevitable abortion with unspecified complication
37	12337	L051.00	Legal abortion incomplete
38	41379	L052.11	Medical abortion - complete
39	49849	L052.12	Surgical abortion - complete
40	906	L100.00	Threatened abortion
41	96598	Z22CE00	Number of induced abortions
42	29940	L042z00	Complete spontaneous abortion NOS
43	94270	L043x00	Unspecified inevitable abortion with unspec complication
44	68511	L040100	Unspec spontaneous abortion + delayed/excessive haemorrhage
45	68110	L043z00	Unspecified inevitable abortion without complication
46	101218	L051700	Incomplete medical abortion
47	63777	L045y00	Complete inevitable abortion with OS complication
48	62659	Lyu0200	[X]Other abortion
49			
50			
51			
52			
53			
54			
55			
56			
57			
58			
59			
60			

1			
2			
3			
4	101050	L062000	Complete illegal abortion + genital tract/pelvic infection
5	33770	L05z.00	Legally induced abortion NOS
6	101666	L070300	Unspecified abortion with renal failure
7	105921	L072y00	Unspecified complete abortion + no mention of complication
8	107171	L042100	Complete spontaneous abortion +delayed/excessive haemorrhage
9	42458	L040.00	Spontaneous abortion unspecified
10	50653	L041y00	Incomp spontaneous abortion with no mention of complication
11	67076	L052x00	Complete legal abortion with complication NOS
12	4708	7E08800	Dilation and curettage removal of missed abortion
13	30276	L041z11	Retained products after spontaneous abortion
14	29594	L072z00	Unspecified complete abortion NOS
15	23693	L097100	Readmission for retained produc of concept, legal abortion
16	35701	L100000	Threatened abortion unspecified
17	33989	L045z00	Complete inevitable abortion without complication
18	45340	L040111	Spontaneous abortion with heavy bleeding
19	102648	6776100	Pre-termination counselling
20	17294	6776.13	Termination counselling
21	100568	7F10y00	Other specified surgical induction of labour
22	96821	Q212000	Liveborn with prelabour abnormal heart beat
23	23664	63E..00	Labour details
24	97459	L300700	Obstructed labour due to compound presentation
25	64976	Z243200	First stage of labour not established
26	73308	L29z.00	Problems affecting labour NOS
27	66578	L31..00	Abnormal forces of labour
28	54127	Z255.00	Observation of second stage of labour
29	109523	L307000	Other failed trial of labour unspecified
30	102969	Q213200	Liveborn with labour meconium in liquor
31	29434	63E3.00	Normal labour
32	23316	L140.11	False labour
33	72779	L30z.00	Obstructed labour NOS
34	67423	Z23AG00	Hypertonic lower uterine segment during labour
35	72736	Z246200	Onset of labour first stage
36	20809	L14..00	Early or threatened labour
37	3088	7F11.00	Other induction of labour
38	108764	L29y.00	Other problems affecting labour
39	23525	L141.00	Other threatened labour
40	34981	7F10z00	Surgical induction of labour NOS
41	64395	Z255D00	Ability to push in labour
42	70850	Q212100	Liveborn with prelabour hypoxia
43	103105	L293.00	Septicaemia during labour
44	63287	Z24..00	Labour observations
45	83541	Z243500	Normal length of first stage of labour
46	49302	Z243100	First stage of labour established
47	33632	7F11200	Syntocinon induction of labour
48	93041	Z246700	Onset of second stage of labour
49			
50			
51			
52			
53			
54			
55			
56			
57			
58			
59			
60			

1			
2			
3			
4	64692	L141z00	Other threatened labour NOS
5	92738	ZNA2300	Does perform labouring activities
6	36756	L386.00	Toxic reaction to local anaesthesia during labour and deliv
7	49858	Z23G.00	Uterine observation in labour
8	64206	L313z00	Precipitate labour NOS
9	109569	L313000	Precipitate labour unspecified
10	25428	Z246211	Start of labour
11	23674	L291.11	Failed medical induction of labour
12	87342	Z244100	Observation of duration of labour
13	50876	H472.00	Asp pneumonitis due to anaesthesia during labour and deliv
14	93735	Z246A00	Total duration of labour
15	71189	Z244400	Late onset of labour
16	22115	7F10.00	Surgical induction of labour
17	59789	L14z.00	Early or threatened labour NOS
18	54167	6322	2nd stage of labour length
19	44337	L307.00	Failed trial of labour unspecified
20	32555	L351000	Rupture of uterus during and after labour unspecified
21	3004	L14..11	Premature labour
22	30782	632Z.00	Length of labour NOS
23	65867	7M35011	Entonox analgesia in labour
24	23549	L31z.00	Abnormality of forces of labour NOS
25	66242	Z243400	Rapid first stage of labour
26	59445	Z243800	First stage of labour problem
27	94809	Z256200	Prolonged third stage of labour
28	99290	Z255800	Second stage of labour problem
29	40448	7F11100	Induction of labour using prostaglandins
30	56873	ZNA2200	Unable to perform labouring activities
31	88775	7F11300	Medical induction of labour
32	40724	Z255700	Failure to progress in second stage of labour
33	45057	OZ3Z.00	Other labourer NOS
34	95570	L307z00	Failed trial of labour NOS
35	64732	Q213000	Liveborn with labour abnormal heart beat
36	57002	L290.11	Failed mechanical induction of labour
37	13215	632..00	Length of labour
38	48484	Z244500	Relation of onset of labour to due date
39	49953	6323	3rd stage of labour length
40	33421	7F11000	Oxytocic induction of labour
41	35628	L321.00	Prolonged labour unspecified
42	100252	Z255J00	Pushing involuntarily in labour
43	98422	Q213100	Liveborn with labour hypoxia
44	63022	L281500	Prem rupture of membranes onset of labour after 24 hours
45	103000	L29yz00	Other problems affecting labour NOS
46	98003	Z23B400	Contraction of uterus during labour
47	73319	L302.00	Obstructed labour caused by pelvic soft tissues
48	55225	L32z.00	Prolonged labour NOS
49			
50			
51			
52			
53			
54			
55			
56			
57			
58			
59			
60			

1			
2			
3			
4	41036	7M35000	Gas and air analgesia in labour
5	104405	Z256100	Normal length of third stage of labour
6	71720	L350z00	Rupture of uterus before labour NOS
7	60124	Z243411	Rapid progress in first stage of labour
8	71171	L350000	Rupture of uterus before labour unspecified
9	106135	Z244200	Long duration of labour
10	94874	Z244300	Short duration of labour
11	103154	L321z00	Prolonged labour NOS
12	65243	L141000	Other threatened labour unspecified
13	60255	L351z00	Rupture of uterus during and after labour NOS
14	99968	L321000	Unspecified prolonged labour, unspecified
15	3272	7F11z00	Other induction of labour NOS
16	44306	L126600	Eclampsia in labour
17	48708	Z244411	Postmature labour
18	95354	Z255300	Progress of second stage of labour
19	62622	L30z000	Obstructed labour NOS, unspecified
20	108419	L38X.00	Complication of anaesthesia during labour and deliv unsp
21	40702	Z243600	Slow progress in first stage of labour
22	37267	L301400	Obstructed labour due to generally contracted pelvis
23	61611	7F1A400	Trial of labour NEC
24	22261	Z241100	Onset of labour induced
25	65900	Z243300	Progress of labour - first stage
26	32997	6321	1st stage of labour length
27	29071	7L16000	Intravenous induction of labour
28	54596	L140200	False labour at or after 37 completed weeks of gestation
29	42101	L140z00	Threatened premature labour NOS
30	32877	L350.00	Ruptured uterus before labour
31	107198	L292000	Unspecified maternal pyrexia during labour, unspecified
32	97907	L29..00	Other problems affecting labour
33	819	L30..00	Obstructed labour
34	24447	7F25.13	Monitoring during labour
35	73331	Z246900	Duration of second stage of labour
36	21626	63E1.00	Spontaneous onset of labour
37	100563	L302000	Obstructed labour caused by pelvic soft tissues unspecified
38	23548	L301.00	Obstructed labour caused by bony pelvis
39	104746	L302z00	Obstructed labour caused by pelvic soft tissues NOS
40	48602	L32..00	Long labour
41	36655	Z245.00	Observation of blood loss in labour
42	99170	Z243.00	Observation of first stage of labour
43	25112	Z241.00	Labour established
44	56915	Z249.00	Labour problem
45	62656	Z255400	Rapid second stage of labour
46	94396	L30zz00	Obstructed labour NOS
47	29529	L351.00	Rupture of uterus during and after labour
48	102136	L292z00	Unspecified maternal pyrexia during labour NOS
49			
50			
51			
52			
53			
54			
55			
56			
57			
58			
59			
60			

1			
2			
3			
4	40080	7F11y00	Other specified other induction of labour
5	46297	Z246311	Onset of labour pains
6	60333	L301500	Obstructed labour due to pelvic inlet contraction
7	85226	Lyu4000	[X]Other failed induction of labour
8			
9	103056	Z244.00	Observation of pattern of labour
10	64548	L281300	Prem rupture of membranes onset of labour within 24 hours
11	68319	L351300	Rupture of uterus during/after labour with postnatal problem
12	62278	L281400	Premature rupture of membranes, labour delayed by therapy
13			
14	22613	Z248.00	Normal labour
15	90775	Z246.00	Observation of measures of labour
16	70150	Z246100	Duration of labour
17			
18	28928	L140.00	Threatened premature labour
19	93205	Z255F00	Not pushing well in labour
20	99660	L300400	Obstructed labour due to face presentation
21	48274	Q212200	Liveborn with prelabour meconium in liquor
22			
23	59296	L140000	Threatened premature labour unspecified
24	9294	L292.00	Maternal pyrexia during labour, unspecified
25	28830	Z242.00	Labour not established
26			
27	104206	L29z000	Problems affecting labour NOS unspecified
28	28700	7F1..11	Labour operations
29	30001	L313.00	Precipitate labour
30	104716	Z255E11	Pushing well in labour
31			
32	98918	Z247100	Expulsion of IUCD during third stage of labour
33	62600	L29zz00	Problems affecting labour NOS
34	364	7F13111	Lower uterine segment caesarean section (LSCS) NEC
35			
36	13315	14Y0.00	Born by caesarean section
37	13316	14Y6.00	Born by emergency caesarean section
38	29155	7F1A000	Caesarean hysterectomy
39	10049	7F12111	Elective lower uterine segment caesarean section (LSCS)
40			
41	12118	7F13300	Emergency caesarean section
42	72513	7F13200	Extraperitoneal caesarean section
43	15361	14Y2.00	Born by elective caesarean section
44			
45	8192	Q473.00	Other hypothermia of newborn
46	3007	Q316.00	Newborn transitory tachypnoea
47	100616	ZV30100	[V]Singleton, born before admission to hospital
48	93976	Qyu4200	[X]Other bacterial sepsis of newborn
49	56336	Q40A100	Sepsis of newborn due to Escherichia coli
50			
51	66999	Q474111	Newborn environmental hyperthermia
52	15985	ZV32.00	[V]Twin, mate stillborn
53			
54	59878	Q463.00	Transitory ileus of newborn
55	10452	6333	Twins - both live born
56	93999	6339	Triplets - 3 still born
57			
58	99418	Q482.00	Central nervous system dysfunction in newborn NOS
59	41064	Q484.00	Newborn drug reaction and intoxication
60	56888	Q483000	Newborn feeding problem, unspecified

1			
2			
3			
4			
5			
6			
7			
8			
9			
10			
11			
12			
13			
14			
15			
16			
17			
18			
19			
20			
21			
22			
23			
24			
25			
26			
27			
28			
29			
30			
31			
32			
33			
34			
35			
36			
37			
38			
39			
40			
41			
42			
43			
44			
45			
46			
47			
48			
49			
50			
51			
52			
53			
54			
55			
56			
57			
58			
59			
60			
	13304	Q480.12	Seizures in newborn
	53052	Q425.00	Late anaemia of newborn due to isoimmunisation
	98857	ZV31200	[V]Twin, not hospitalised, mate live born
	38852	Q311300	Aspiration of vomit in newborn
	104697	G520000	Acute aseptic myocarditis of the newborn
	55878	Q494.00	Transient myocardial ischaemia of newborn
	108976	6318	Born in hospital
	19577	Q417100	Cerebellar (nontraum) and post fossa haemorrhage fet newborn
	108501	Q484z00	Newborn drug reaction or intoxication NOS
	88204	ZV30000	[V]Singleton, born in hospital
	98669	Qyu4100	[X]Sepsis/newborn due to other+unspecified staphylococcus
	15457	Q482y00	Other newborn abnormal cerebral signs
	21839	Q480.11	Fits in newborn
	12085	Q404.11	Umbilical stump infection of the newborn
	72669	Q452.00	Newborn disseminated intravascular coagulation
	20083	Q450.00	Haemorrhagic disease of the newborn
	38877	R024z00	[D]Jaundice (not of newborn) NOS
	8515	Q31y111	Cyanotic attacks of the newborn
	110616	6338	Triplets-1 live+ 2 still born
	57128	6336	Triplets - all live born
	21468	ZV29100	[V]Newborn receiving special care
	14813	Q481.00	Newborn cerebral irritability, unspecified
	17482	Q474211	Thermal injury in newborn NEC
	47693	Q40W.00	Sepsis of newborn due to other+unspecified streptococci
	98366	Qyu4800	[X]Sepsis of newborn due to other+unspecified streptococci
	23015	6334	Twins - 1 still + 1 live born
	106918	Q44X.00	Trans disorder carbohydrate metab of fet and newborn unsp
	57783	Q417000	Intracerebral (nontraumatic) haemorrhage of fet and newborn
	9477	Q483.00	Feeding problems in newborn
	32703	Q21z.12	Hypoxia in newborn NOS
	36071	Q21z.11	Anoxia in newborn NOS
	70538	Q475.00	Oedema of newborn unspecified
	13300	Q477.00	Newborn breast engorgement
	56476	Q482z00	Central nervous system dysfunction in newborn NOS
	34502	6335	Twins - both still born
	63044	ZV31z00	[V]Twin, mate liveborn, NOS
	19579	Q448.00	Newborn late metabolic acidosis
	90510	Q44T.00	Transitory metabolic disturbance of newborn, unspecified
	64600	Q042.00	Fet newborn affect mat exposure to environml chem subs
	89262	Q474z00	Newborn temperature regulation disorder NOS
	73978	Qyu3800	[X]Other apnoea of newborn
	22031	Q40y200	Septicaemia of newborn
	45750	Q4z..13	Newborn death
	105039	44qW000	Newborn blood spot screening
	98938	Qyu6C00	[X]Transitory metabolic disturbance of newborn, unspecified

1			
2			
3			
4	19585	Q483200	Slow feeding in newborn
5	55895	Q474200	Hyperthermia in newborn, unspecified
6	31476	9114.11	FP58 - newborn registration
7	68065	9114.12	GP58 - newborn registration
8			
9	104239	Q48F.00	Hypoxic ischaemic encephalopathy of newborn
10	69413	ZV33000	[V]Twin, unspecified, born in hospital
11	54589	D400700	Acquired neutropenia in newborn
12	26871	Q318.00	Primary sleep apnoea of newborn
13	105139	Qyu3700	[X]Other and unspecified atelectasis of newborn
14	93859	Qyu8400	[X]Hypothermia of newborn, unspecified
15	20478	ZV27200	[V]Twins, both live born
16			
17	42527	Q42..11	Isoimmunisation of newborn
18	98721	P320011	Newborn glaucoma
19	19947	ZV31.00	[V]Twin, mate live born
20	97799	Qyu3900	[X]Other specified respiratory conditions of newborn
21			
22	3613	Q40A.00	Sepsis of the newborn
23			
24	109480	44qW100	Completion of newborn blood spot screening card
25	40296	Q46X.00	Intestinal obstruction of newborn, unspecified
26			
27	39165	Q483100	Newborn regurgitation of food
28	3615	Q436200	Newborn physiological jaundice NOS
29	72352	Q474300	Transitory fever of newborn
30	40867	Q485100	Withdrawal symptoms from therapeutic use of drugs in newborn
31	61943	Q483400	Rumination in newborn
32			
33	5173	Q421.11	ABO isoimmunisation of the newborn
34	5218	6316	Born before arrival
35			
36	56210	Q311100	Aspiration of liquor or mucus in newborn
37	109128	Qyu5100	[X]Other umbilical haemorrhages of newborn
38	108994	13lf000	Unborn child is cause for safeguarding concern
39	43366	Q207011	Phrenic nerve palsy in newborn
40	52525	Q462.00	Newborn swallowing maternal blood - haematemesis/melaena
41	61729	Q482100	Coma in newborn
42	99425	QyuA400	[X]Disorder of muscle tone of newborn, unspecified
43	47446	Q474000	Newborn dehydration fever
44	44256	9Ea4.00	Unborn child at risk physi/ment abnormal serious handicap
45	61800	Q437z00	Kernicterus of newborn NOS
46			
47	104301	13lv000	Unborn child subject to child protection plan
48	34504	Q485.00	Newborn drug withdrawal syndrome
49			
50	23876	Q487.00	Umbilical polyp of newborn
51	56909	Q411200	Intraventric (nontraumatic) haemorrhage grade 3 fet newborn
52	41053	Q483z11	Bottle feeding problem in the newborn
53	95873	Q446600	Disturbances of potassium balance of newborn
54	52577	Q483500	Underfeeding in newborn
55			
56	28758	ZV29200	[V]Newborn receiving intensive care
57	47227	ZV27300	[V]Twins, one live born and one stillborn
58			
59	38890	ZV27400	[V]Twins, both stillborn
60			

1			
2			
3			
4	44238	ZV31000	[V]Twin, born in hospital, mate live born
5	50017	Q472.00	Newborn cold injury syndrome
6	101103	Q214200	Liveborn with meconium liquor, unspecified
7	109703	41G4.00	Newborn blood spot specimen received
8			
9	98336	Q311113	Aspiration of amniotic fluid in newborn
10	64262	Q311112	Aspiration of liquor in newborn
11	36845	Q311111	Aspiration of mucus in newborn
12	73521	QyuA200	[X]Other disorders of muscle tone of newborn
13	72705	QyuA000	[X]Oth specified disturbances of cerebral status of newborn
14	57674	Q411100	Intraventric (nontraumatic) haemorrhage grade 2 fet newborn
15	65792	Q484000	Grey syndrome of newborn
16			
17	68254	Q474100	Newborn environmental pyrexia
18	19576	Q31y600	Apnoea of newborn
19			
20	97418	Q30..12	Pulmonary hypoperfusion syndrome of newborn
21	108359	ZV30200	[V]Singleton, born outside hospital and not hospitalised
22	101529	ZV32z00	[V]Twin, mate stillborn, NOS
23			
24	86001	ZV32000	[V]Twin, born in hospital, mate stillborn
25	95736	Qyu8000	[X]Other hypothermia of newborn
26			
27	48664	Q444111	Hypocalcaemic tetany in newborn
28	11509	Q483300	Vomiting in newborn
29	99244	Q446500	Disturbances of sodium balance of newborn
30	19578	Q483600	Overfeeding in newborn
31			
32	39691	Q40A000	Sepsis of newborn due to Staphylococcus aureus
33	93597	Q311200	Aspiration of blood in newborn
34	72704	Qyu3000	[X]Other respiratory distress of newborn
35			
36	94759	Q214000	Liveborn with abnormal heart beat, unspecified
37	103401	Q466111	Intestinal obstruction in newborn due to faecoliths
38	104825	Q453.00	Other newborn transient coagulation defect
39			
40	47317	Q483z00	Newborn feeding problem NOS
41	53402	Q483z12	Breast feeding problem in the newborn
42	110294	QyuA100	[X]Other feeding problems of newborn
43	73036	6337	Triples -2 live+ 1 still born
44			
45	59694	Q411000	Intraventric (nontraumatic) haemorrhage grade 1 fet newborn
46	20005	Q480.00	Convulsions in newborn
47	26682	Q404.00	Omphalitis of the newborn
48			
49	37044	Q450.11	Vitamin K deficiency of the newborn
50	25091	Z23AP00	Premature uterine contraction
51	102737	L112300	Premature separation of placenta with coagulation defect
52	53829	L281z00	Premature rupture of membranes NOS
53			
54	424	L281.00	Premature rupture of membranes
55	108033	Lyu3D00	[X]Other premature separation of placenta
56	69713	L281000	Premature rupture of membranes unspecified
57			
58	59452	L264000	Intrauterine death unspecified
59	4697	Q10z.11	Intrauterine growth retardation
60	1413	L264.00	Intrauterine death

1			
2			
3			
4	89588	7E0A600	Intrauterine insemination without superovulation donor sperm
5	37831	L264z00	Intrauterine death NOS
6	111544	7E0A500	Intrauterine insemination without superovulat partner sperm
7	48471	PF6D200	Intrauterine amputation of lower limb
8	91652	7E0A300	Intrauterine insemination superovulation partner sperm
9	88271	7E0A400	Intrauterine insemination superovulation using donor sperm
10	36694	Q21..11	Intrauterine hypoxia
11	9542	L265311	Maternal care for intrauterine growth retardation
12	57522	Q451y11	Neonatal thrombocytopenia due to platelet alloimmunisation
13	44062	A984000	Neonatal gonococcal conjunctivits
14	41151	Q406611	Neonatal viral dacryocystitis or conjunctivitis
15	45852	Q406613	Neonatal conjunctivitis due to virus
16	18439	44qW.00	Neonatal screening test
17	63783	Q407y00	Other specified neonatal candida infection
18	71752	Q457000	Neonatal isoimmune neutropenia
19	30795	Q492.00	Neonatal hypertension
20	109861	Q444100	Other neonatal hypocalcaemia
21	53387	14I6.00	H/O: neonatal abstinence syndrome
22	13297	Q447.00	Neonatal hypoglycaemia
23	110197	Q44y.00	Other transitory neonatal endocrine and metabolic problem
24	95112	Q407511	Neonatal monilial septicaemia
25	31315	Q41..11	Neonatal haemorrhage
26	11629	2FX..00	O/E - Umbilical stump - neonatal
27	99830	Q446y00	Other specified transitory neonatal electrolyte disturbance
28	52572	Q406300	Neonatal dacryocystitis or conjunctivitis due to E.Coli
29	67105	Q446300	Transitory neonatal hyperkalaemia
30	73994	Q406400	Neonatal dacryocystitis/conjunctivitis due to staphylococcus
31	32722	9kJ..00	Neonatal check - enhanced services administration
32	18991	313K.00	Neonatal hearing test
33	100646	67AD.00	Neonatal feeding education
34	37782	F251100	Neonatal myoclonic epilepsy
35	70045	Q45y.00	Other specified transient neonatal blood disorder
36	13302	Q407.12	Neonatal thrush
37	40123	Q407.11	Neonatal monilia
38	72350	Q451y00	Other specified transient neonatal thrombocytopenia
39	97518	Q451z00	Transient neonatal thrombocytopenia NOS
40	48202	Q48A.00	Neonatal cerebral leukomalacia
41	29743	Q407000	Neonatal candidiasis of mouth
42	29715	Q406.00	Neonatal dacryocystitis and conjunctivitis
43	55492	Q447000	Iatrogenic neonatal hypoglycaemia
44	69813	Q407z00	Neonatal candida infection NOS
45	8069	Q433A00	Neonatal jaundice from breast milk inhibitor
46	3211	Q433200	Breast feeding inhibitors causing neonatal jaundice
47	7818	Q31y500	Neonatal snuffles
48	26686	Q485200	Neonatal Abstinence Syndrome
49			
50			
51			
52			
53			
54			
55			
56			
57			
58			
59			
60			

1			
2			
3			
4	17940	F4F5400	Neonatal nasolacrimal duct obstruction
5	64472	Q44V.00	Neonatal goitre, not elsewhere classified
6	32327	Q406712	Neonatal conjunctivitis due to chlamydiae
7	94578	Q457z00	Transient neonatal neutropenia NOS
8	46817	Q446200	Transitory neonatal hyponatraemia
9	93307	Q41y400	Neonatal rectal haemorrhage
10	72370	J004400	Neonatal enamel hypoplasia
11	93210	Q446z00	Transitory neonatal electrolyte disturbance NOS
12	36127	Q406412	Neonatal conjunctivitis due to staphylococcus
13	26678	Q406411	Neonatal dacryocystitis due to staphylococcus
14	21472	Q441.00	Neonatal diabetes mellitus
15	48010	Q443.00	Neonatal thyrotoxicosis
16	39055	9kJ0.00	Neonatal check - enhanced service completed
17	15487	Q407100	Neonatal candidiasis of perineum
18	28292	Q405.00	Neonatal infective mastitis
19	16482	Q407.00	Neonatal candida infection
20	2240	Q4z..12	Neonatal death
21	109658	Qyu5300	[X]Other neonatal gastrointestinal haemorrhage
22	53603	Q48C.00	Neonatal hypotension
23	17496	Q31y511	Neonatal sniffles
24	48638	Q433800	Neonatal jaundice with porphyria
25	28341	Q48y600	Early neonatal death
26	44358	Q44y000	Transitory neonatal tyrosinaemia
27	63759	Q406y00	Other specified neonatal dacryocystitis or conjunctivitis
28	23422	Q406100	Neonatal conjunctivitis
29	51913	Q41y300	Neonatal melaena
30	38485	7L13000	Neonatal exchange blood transfusion
31	35727	Q407200	Neonatal candidiasis of other skin
32	49769	ZV29000	[V]Normal level of neonatal care
33	45303	Q433000	Delayed conjugation causing neonatal jaundice, unspecified
34	55360	Q433z00	Delayed conjugation causing neonatal jaundice NOS
35	30742	F13z500	Benign neonatal sleep myoclonus
36	21164	Q48y411	Neonatal 'craniotabes'
37	56614	Q488.00	Neonatal cerebral ischaemia
38	104194	2L...00	Neonatal examination
39	38163	Q46y100	Neonatal diarrhoea
40	45444	Q457.00	Transient neonatal neutropenia
41	36564	Q48y700	Late neonatal death
42	45012	Q44U.00	Transitory neonatal endocrine disorder, unspecified
43	49516	Q414300	Neonatal vaginal haemorrhage
44	27845	Q446000	Neonatal dehydration
45	93156	Q433y11	Neonatal jaundice - deficiency enzyme for bilirubin conjug.
46	65686	Q444.12	Neonatal hypoparathyroidism
47	72347	Q406800	Neonatal dacryocystitis/conjunctivitis-other inclusion body
48	72494	Q406812	Neonatal conjunctivitis due to other inclusion body
49			
50			
51			
52			
53			
54			
55			
56			
57			
58			
59			
60			

1			
2			
3			
4	43576	Q406811	Neonatal dacryocystitis due to other inclusion body
5	27962	Q311400	Neonatal aspiration of milk and regurgitated food
6	24792	Q31y611	Neonatal apnoeic attack
7	106500	Q44A.00	Neonatal hypoparathyroidism
8	27793	Q406700	Neonatal dacryocystitis or conjunctivitis due to chlamydiae
9	35507	Q433.00	Other neonatal jaundice - delayed conjugation other cause
10	58833	Q433700	Neonatal jaundice with congenital hypothyroidism
11	47909	Q449.00	Neonatal tetany without calcium or magnesium deficiency
12	71056	Q433y00	Delayed conjugation causing neonatal jaundice OS
13	37776	Q446100	Transitory neonatal hypernatraemia
14	91557	Q406z00	Neonatal dacryocystitis or conjunctivitis NOS
15	23566	Q490.00	Neonatal cardiac failure
16	35477	Qyu5A00	[X]Neonatal jaundice from other+unspcf hepatocellular damage
17	28361	Q436100	Transient neonatal hyperbilirubinaemia
18	48869	Qyu5900	[X]Neonatal jaundice due/other specifd excessive haemolysis
19	64999	Q406200	Neonatal dacryocystitis
20	55634	Q442.00	Neonatal myasthenia gravis
21	18578	Q47y200	Neonatal skin infection
22	20894	Q444.00	Neonatal hypocalcaemia
23	37953	Q444z00	Neonatal hypocalcaemia NOS
24	55689	Q407500	Neonatal candida septicaemia
25	104225	Q434100	Giant cell hepatitis causing neonatal jaundice
26	39574	Q406512	Neonatal conjunctivitis due to other bacteria
27	37045	Q406511	Neonatal dacryocystitis due to other bacteria
28	68264	Q406600	Neonatal dacryocystitis or conjunctivitis due to virus
29	54971	Q446.00	Other transitory neonatal electrolyte disturbance
30	66985	Q433600	Neonatal jaundice with Gilbert's syndrome
31	39164	Q430000	Neonatal jaundice + glucose-6-phosphate dehydrogenase defic.
32	99435	N000500	Neonatal lupus erythematosus
33	6097	Q40y100	Neonatal urinary tract infection
34	40869	Qyu5B00	[X]Neonatal jaundice from other specified causes
35	57203	Q445.00	Neonatal hypomagnesaemia
36	106854	Q451100	Trans neonatal thrombocyto due to idopath matern thrombocyto
37	54169	Q491.00	Neonatal cardiac dysrhythmia
38	105058	Qyu3300	[X]Other neonatal aspiration syndromes
39	109912	Qyu6200	[X]Other neonatal hypocalcaemia
40	49462	Q41y200	Neonatal haematemesis
41	110458	Q32..00	Neonatal respiratory distress syndrome
42	13301	Q478.00	Neonatal erythema toxicum
43	94612	Q433500	Neonatal jaundice with Dubin-Johnson syndrome
44	7475	ZV29212	[V]Neonatal care on NNU
45	47540	ZV29211	[V]Neonatal care on ITU
46	68708	Q406311	Neonatal dacryocystitis due to E.Coli
47	89700	Q406312	Neonatal conjunctivitis due to E.coli
48	71441	Q451.00	Transient neonatal thrombocytopenia
49			
50			
51			
52			
53			
54			
55			
56			
57			
58			
59			
60			

1			
2			
3			
4	63790	Q46y000	Neonatal peritonitis NOS
5	72975	Qyu6000	[X]Other neonatal hypoglycaemia
6	96590	67AD.11	Neonatal feeding advice
7	90526	Q444011	Neonatal cows' milk hypocalcaemia
8	71986	Q446400	Transitory neonatal hypokalaemia
9	71532	Q406500	Neonatal dacryocystitis/conjunctivitis due to other bacteria
10	6883	Q317000	Perinatal bronchopulmonary dysplasia
11	94812	Qyu3A00	[X]Oth cardiovascular disorders originating/perinatal period
12	54248	Q415.00	Perinatal adrenal haemorrhage
13	21461	Q4...00	Other perinatal conditions
14	45002	Q412.00	Perinatal subarachnoid haemorrhage
15	87844	7F2A000	Obstetric umbilical artery Doppler
16	41899	L240000	Congenital abnormality of uterus affecting obstetric care
17	25731	Z27..00	Obstetric investigative observation
18	101334	8HQ2000	Referral for obstetric ultrasound scan
19	32913	Z28..00	Obstetric pelvic observation
20	34677	7F23000	Immed repair obstetric laceration of uterus or cervix uteri
21	58517	L244012	Rectocele affecting obstetric care
22	29087	7F25z00	Obstetric monitoring NOS
23	35601	7F23z00	Immediate repair of obstetric laceration NOS
24	13700	ZL5D100	Referral to obstetrician
25	13317	Z7...00	Obstetric examination
26	110628	L43y.11	Fat embolism - obstetric
27	34046	7F2..00	Other obstetric operations
28	60507	L35z000	Obstetric trauma NOS, unspecified
29	56727	5392	Obstetric X-ray - placenta
30	59623	L35..00	Other obstetric trauma
31	52679	L417.00	Obstetric cerebral venous thrombosis
32	13039	L383.00	Obstetric toxic reaction to local anaesthesia
33	20907	L244011	Cystocele affecting obstetric care
34	72298	L355.00	Other obstetric pelvic organ damage
35	102027	L35yz00	Other obstetric trauma NOS
36	34210	L240011	Bicornuate uterus affecting obstetric care
37	85951	7F28z00	Other non routine obstetric scan NOS
38	34086	7Fz..00	Obstetric operations NOS
39	67257	L35y.00	Other obstetric trauma OS
40	39036	7F...00	Obstetric operations
41	11268	7F23.12	Immediate suture of obstetric laceration
42	59059	L433.12	Septic obstetric embolism
43	14970	7F23100	Immed repair obstetric laceration perineum & anal sphincter
44	68557	L353000	Obstetric laceration of cervix unspecified
45	73797	L353z00	Obstetric laceration of cervix NOS
46	101752	L391000	Obstetric shock unspecified
47	85244	7F2B.00	Obstetric ultrasound monitoring
48	95698	7F28y00	Other specified other non routine obstetric scan
49			
50			
51			
52			
53			
54			
55			
56			
57			
58			
59			
60			

1			
2			
3			
4	54473	L244000	Other uterine/pelvic floor abnormal affecting obstetric care
5	85245	7F26z00	Routine obstetric scan NOS
6	55573	8HJ7.00	Obstetric self-referral
7	88229	7F2A.00	Obstetric Doppler studies
8	78449	7F28.00	Other non routine obstetric scan
9	68966	Lyu7.00	[X]Other obstetric conditions, not elsewhere classified
10	105817	9381	Obstetric coop card issued
11	93136	L241000	Tumour of uterine body affecting obstetric care
12	86011	7F26.00	Routine obstetric scan
13	35558	584..12	U-S scan - obstetric, diagn.
14	55750	L353.00	Obstetric laceration of cervix
15	65231	9384	Obstetric coop card updated
16	106154	7F2Ay00	Other specified obstetric Doppler studies
17	109880	7F2Az11	Obstetric doppler ultrasound NOS
18	48200	8HMN.00	Listed for Obstetric admission
19	51929	L354.11	High vaginal laceration - obstetric
20	34843	L352.11	Inversion of uterus - obstetric
21	44286	ZL1C200	Under care of obstetrician
22	4797	5842	U-S obstetric scan normal
23	49661	7Fy..00	Other specified obstetric operations
24	47156	L357.00	Obstetric trauma causing pelvic haematoma
25	26698	27Z..00	Obstetric examination NOS
26	104979	L354z00	Obstetric high vaginal laceration NOS
27	94444	L352z00	Obstetric inversion of uterus NOS
28	2382	584Z.00	U-S obstetric diagn. scan NOS
29	71742	L354000	Obstetric high vaginal laceration unspecified
30	20826	L241011	Uterine fibroid affecting obstetric care
31	13318	271..11	O/E - fundus size - obstetric
32	94059	7F2Az00	Obstetric Doppler studies NOS
33	28730	L355.11	Bladder injury - obstetric
34	27916	L353.12	Tear of cervix - obstetric
35	86021	7F24.00	Other obstetric operations
36	22929	8H3C.00	Non-urgent obstetric admission
37	105146	7F2Ay11	Other specified obstetric doppler ultrasound
38	69458	L354.00	Obstetric high vaginal laceration
39	33352	L352.00	Obstetric inversion of uterus
40	23800	7F23.11	Immediate repair of obstetric tear
41	29685	5843	U-S obstetric scan abnormal
42	70607	7F23300	Immediate repair of minor obstetric laceration
43	24655	8H27.00	Admit obstetric emergency
44	106067	L246000	Other cervical abnormality affecting obstetric care
45	53094	7F25y00	Other specified obstetric monitoring
46	98057	L248000	Vulval abnormality affecting obstetric care
47	36959	L391.00	Obstetric shock
48	17911	L416.11	Piles - obstetric
49			
50			
51			
52			
53			
54			
55			
56			
57			
58			
59			
60			

1			
2			
3			
4	19800	584..00	Ultrasound in obstetric diagn.
5	62012	7F2z.00	Other obstetric operations NOS
6	60870	938Z.00	Obstetric coop card NOS
7	20591	539..00	Abdominal obstetric X-ray
8	23169	539Z.00	Abdominal obstetric X-ray NOS
9	98639	L43zz00	Obstetric pulmonary embolism NOS
10	101944	L43z000	Obstetric pulmonary embolism NOS, unspecified
11	34533	8HV6.00	Private referral to obstetrician
12	35197	8HLN.00	Obstetric D.V. done
13	104205	7F2A100	Obstetric uterine artery Doppler
14	102802	7F2By00	Other specified obstetric ultrasound monitoring
15	12625	7F25.00	Obstetric monitoring
16	57891	7F23.00	Immediate repair of obstetric laceration
17	54582	L35zz00	Obstetric trauma NOS
18	13965	584..13	Ultra-sound scan - obstetric
19	96343	7F26y00	Other specified routine obstetric scan
20	100451	7F24100	Obstetric uterine tamponade
21	27019	5841	U-S obstetric scan requested
22	87848	7F2Bz00	Obstetric ultrasound monitoring NOS
23	91278	L357000	Obstetric pelvic haematoma unspecified
24	36340	938..00	Obstetric coop card
25	19327	L411.11	Perineal obstetric varicose veins
26	20496	L411.12	Vulval obstetric varicose veins
27	27650	L384.00	Obstetric spinal and epidural anaesthesia-induced headache
28	107037	Lyu4C00	[X]Other specified obstetric trauma
29	43628	L247011	Septate vagina affecting obstetric care
30	11988	8H57.00	Obstetric referral
31	11204	271..12	O/E - uterus size - obstetric
32	48311	Z261.00	Observation of gestational sac
33	43004	Q13..00	Light for gestational age
34	22385	Z22C300	Length of gestation
35	91915	7M0f400	From 9 weeks to <14 weeks gestational age
36	50704	Q113.00	Light for gestational age
37	69250	L169000	Herpes gestationis unspecified
38	59681	L41z511	Gestational phlebitis NOS
39	34265	L16C000	Gestational proteinuria
40	60330	L19..00	Complications specific to multiple gestation
41	34505	62X3.00	Full term gestation - 40 weeks
42	90884	7M0f200	9 - 13 weeks gestational age
43	29565	L161.13	Gestational oedema
44	102435	8CE0000	Gestational diabetes information leaflet given
45	34484	62X1.00	Gestation = 24 weeks
46	49663	Z261100	Gestational sac present
47	7515	L169.00	Herpes gestationis
48	37201	L16C100	Gestational oedema with proteinuria
49			
50			
51			
52			
53			
54			
55			
56			
57			
58			
59			
60			

50081	L41z512	Gestational phlebopathy NOS
58971	L41z513	Gestational thrombosis NOS
16975	L21..11	Gestation - multiple
97682	7M0fy00	Other specified gestational age
95702	7M0f300	Under 9 weeks gestational age
108013	ZC2CB00	Dietary advice for gestational diabetes
26556	62X2.00	Gestation >24 weeks
26555	62X0.00	Gestation <24 weeks
111075	Qyu1200	[X]Other 'heavy for gestational age' infants
86327	7M0f000	Over 20 weeks gestational age
91101	7M0fz00	Gestational age NOS
103954	62X5.00	Length of gestation at time of test
2664	L180900	Gestational diabetes mellitus
95703	7M0f100	14 - 20 weeks gestational age
8446	L180811	Gestational diabetes mellitus
40703	L169z00	Herpes gestationis NOS
43805	Z22C312	Duration of gestation
18810	62X..00	Length of gestation
103090	Lyu3000	[X]Other multiple gestation
55352	7M0f.00	Gestational age
21526	L123500	Gestational hypertension

colour	condition	time frame
green	pregnancy	7/12 mths
blue	birth	<21 days postpartum
yellow	abortion/ miscarriage	<5 days

Appendix 4: Additional CPRD browser pregnancy medcodes

Medcode	Readcode	Readterm
6298	ZV28.00	[V]Antenatal screening
94405	L413100	Antenatal deep vein thrombosis - delivered
99188	L173.00	Maternal tuberculosis in pregnancy/childbirth/puerperium
63781	L410z00	Varicose veins of legs in pregnancy and puerperium NOS
45870	Ly...00	Complications of pregnancy,childbirth or the puerperium OS
52106	L412z00	Superficial thrombophlebitis in pregnancy and puerperium NOS
86991	L172000	Other maternal venereal disease, unspec pregnancy/puerperium
4243	L466.00	Galactorrhoea in pregnancy and the puerperium
70092	L460.00	Retracted nipple in pregnancy, the puerperium or lactation

1		
2		
3		
4		
5		
6		
7		
8		
9		
10		
11		
12		
13		
14		
15		
16		
17		
18		
19		
20		
21		
22		
23		
24		
25		
26		
27		
28		
29		
30		
31		
32		
33		
34		
35		
36		
37		
38		
39		
40		
41		
42		
43		
44		
45		
46		
47		
48		
49		
50		
51		
52		
53		
54		
55		
56		
57		
58		
59		
60		
	16995	L462.00 Breast engorgement in pregnancy, the puerperium or lactation
	59573	L176500 Viral hepatitis comp pregnancy, childbirth & the puerperium
	88361	L248.11 Persistent hymen in pregnancy, childbirth and the puerperium
	31610	L248.13 Vulval abnormality in pregnancy/childbirth/puerperium
	92998	Lyu1.00 [X]Oedema,proteinuria+hypertens in pregnancy,childbrth,puerp
	20597	12G4.00 FH: Multiple pregnancy
	28446	Lz...00 Complications of pregnancy,childbirth and the puerperium NOS
	63835	L247z11 Septate vagina in pregnancy/childbirth/puerperium NOS
	109550	L416400 Haemorrhoids in pregnancy and puerperium with p/n comp
	59276	L032.00 Ovarian pregnancy
	65579	L415.00 Other phlebitis and thrombosis in pregnancy and puerperium
	93143	L121.00 Renal hypertension in pregnancy/childbirth/puerperium
	60154	L24..00 Pelvic soft tissue abnormality in pregnancy/childbirth/puerp
	71717	L121100 Renal hypertension in pregnancy/childbirth/puerp - delivered
	24006	L466100 Galactorrhoea in pregnancy and the puerperium - delivered
	44069	L18..00 Other medical condition in pregnancy/childbirth/puerperium
	47918	L090300 Salpingitis following abortive pregnancy
	11152	L...00 Complications of pregnancy, childbirth and the puerperium
	63644	L181z00 Thyroid dysfunction in pregnancy/childbirth/puerperium NOS
	96004	L183z00 Drug dependence during pregnancy/childbirth/puerperium NOS
	1771	L182.00 Anaemia during pregnancy, childbirth and the puerperium
	46744	L41..00 Venous complications of pregnancy and the puerperium
	90329	L416z00 Haemorrhoids in pregnancy and the puerperium NOS
	41050	Z2...00 Pregnancy, childbirth and puerperium observations
	39550	L244z11 Cystocele in pregnancy, childbirth or the puerperium NOS
	64147	L244z12 Rectocele in pregnancy, childbirth or the puerperium NOS
	15297	L461400 Cracked nipple in pregnancy/puerperium/lactation + p/n comp
	73717	L463300 Other breast disorder in pregnancy/puerperium/lact +a/n comp
	98264	L165200 Asymptomatic bacteriuria in pregnancy - del with p/n comp
	53310	L1z..00 Complications of pregnancy/childbirth/puerperium NOS
	103144	L416300 Haemorrhoids in pregnancy and puerperium with a/n comp
	46756	L184.00 Mental disorders in pregnancy, childbirth and the puerperium
	26023	L411300 VV's of perineum/vulva in pregnancy/puerperium + a/n comp
	58140	L173000 Maternal tuberculosis,unspec whether in pregnancy/puerperium
	73089	L460000 Retracted nipple in pregnancy/puerperium/lactation unspec
	67006	L096400 Pulmonary embolism following abortive pregnancy
	65085	L092000 Bladder damage following abortive pregnancy
	23840	L090z00 Septicaemia NOS following abortive pregnancy
	51359	L090200 Pelvic peritonitis following abortive pregnancy
	106097	L09y.00 Other specified complication following abortive pregnancy
	12604	L120.00 Benign essential hypertension in pregnancy/childbirth/puerp

1			
2			
3			
4	103683	8Hki.00	Referral to teenage pregnancy and parenting support service
5	42091	L411z00	Varicose veins of perineum/vulva in pregnancy/puerperium NOS
6	96437	L170000	Maternal syphilis, unspec whether in pregnancy or puerperium
7	20850	L244.11	Cystocele in pregnancy, childbirth and the puerperium
8	35903	L244.12	Pendulous abdomen in pregnancy,childbirth and the puerperium
9	39492	L244.13	Rectocele in pregnancy, childbirth and the puerperium
10	71943	L411000	VV's of perineum/vulva in pregnancy/puerperium unspecified
11	93583	L096.00	Embolism following abortive pregnancy
12	34182	1547	H/O: medical termination of pregnancy
13	70422	L093400	Uraemia following abortive pregnancy
14	103222	L248z11	Persistent hymen in pregnancy/childbirth/puerperium NOS
15	97296	L461200	Cracked nipple in pregnancy/puerp/lact - deliv + p/n comp
16	5541	1544	H/O: ectopic pregnancy
17	58982	L186.00	Other cardiovascular diseases in pregnancy/childbirth/puerp
18	62886	L461z00	Cracked nipple in pregnancy, the puerperium or lactation NOS
19	41473	L183.00	Drug dependence in pregnancy, childbirth and the puerperium
20	48552	L010.11	Anembryonic pregnancy
21	33634	L182z00	Anaemia during pregnancy/childbirth/puerperium NOS
22	64384	L180z00	Diabetes mellitus in pregnancy/childbirth/puerperium NOS
23	25759	L411.00	VV's of perineum/vulva in pregnancy/puerperium
24	38556	67A7.00	Pregnancy dental advice
25	41718	L1y..00	Complications of pregnancy/childbirth/puerperium OS
26	53056	L246.11	Polyp of cervix in pregnancy, childbirth and the puerperium
27	73557	L188z00	Abnormal GTT in pregnancy/childbirth/puerperium NOS
28	69012	L466300	Galactorrhoea in pregnancy/puerperium with a/n complication
29	57131	L462100	Breast engorgement in pregnancy/puerperium/lactation - deliv
30	64260	L18D.00	Dis nervous syst complic pregnancy,childbirth and puerperium
31	59493	L090400	Salpingo-oophoritis following abortive pregnancy
32	104656	Ly2..00	Sequelae of complication pregnancy childbirth and puerperium
33	16046	L410.00	Varicose veins of legs in pregnancy and the puerperium
34	72215	L241z00	Uterine body tumour in pregnancy/childbirth/puerperium NOS
35	13245	12G2.00	FH: Diabetes in pregnancy
36	106736	9mK1.00	Pertussis vaccination in pregnancy invitation second letter
37	66537	L170100	Maternal syphilis during pregnancy - baby delivered
38	92415	L095.00	Shock following abortive pregnancy
39	35273	L097.00	Readmission for abortive pregnancy (NHS codes)
40	20152	L090y00	Sepsis NOS following abortion/ectopic/molar pregnancy
41	50009	L461100	Cracked nipple in pregnancy/puerperium/lactation - delivered
42	71162	L16y100	Other pregnancy complication - delivered
43	102635	8Cg..00	Pregnancy termination care
44	104806	L463100	Other breast disorder in pregnancy/puerperium/lact - deliv
45			
46			
47			
48			
49			
50			
51			
52			
53			
54			
55			
56			
57			
58			
59			
60			

1			
2			
3			
4			
5			
6			
7			
8			
9			
10			
11			
12			
13			
14			
15			
16			
17			
18			
19			
20			
21			
22			
23			
24			
25			
26			
27			
28			
29			
30			
31			
32			
33			
34			
35			
36			
37			
38			
39			
40			
41			
42			
43			
44			
45			
46			
47			
48			
49			
50			
51			
52			
53			
54			
55			
56			
57			
58			
59			
60			
	63319	L096.11	Embolus following abortive pregnancy
	94527	L16y400	Other pregnancy complication with postnatal complication
	9170	L12..00	Hypertension complicating pregnancy/childbirth/puerperium
	73432	L18z100	Medical condition NOS during pregnancy - baby delivered
	104466	L179.00	HIV disease complicating pregnancy childbirth puerperium
	47197	L410400	Varicose veins of legs in pregnancy/puerperium + p/n comp
	54761	L170.00	Maternal syphilis in pregnancy/childbirth/puerperium
	63773	L416100	Haemorrhoids in pregnancy and the puerperium - delivered
	101499	L246z12	Stenosis of cervix in pregnancy/childbirth/puerperium NOS
	33255	L246z11	Polyp of cervix in pregnancy/childbirth/puerperium NOS
	56542	L240z11	Bicornuate uterus in pregnancy, childbirth or puerperium NOS
	41016	L247.11	Septate vagina in pregnancy, childbirth and the puerperium
	40262	L247.13	Vaginal abnormality in pregnancy/childbirth/puerperium
	6478	L188.00	Abnormal glucose tolerance test in pregnancy/childb/puerp
	59910	L17z.00	Maternal infect/parasitic dis NOS in pregnancy/childb/puerp
	62052	L092500	Uterus damage following abortive pregnancy
	97836	L242100	Uterine operation scar in pregnancy/childbirth/puerp - deliv
	99889	L16A200	Glycosuria during pregnancy - delivered with p/n comp
	98981	L166400	Genitourinary tract infection in pregnancy with p/n comp
	59601	L462200	Breast engorgement in pregnancy/puerp/lact - del + p/n comp
	16017	L166100	Genitourinary tract infection in pregnancy - delivered
	10205	ZG9..00	Advice relating to pregnancy and fertility
	105500	L41yz00	Other venous complication of pregnancy and puerperium NOS
	41283	L187.00	Orthopaedic disorders in pregnancy/childbirth/puerperium
	63379	L183100	Drug dependence during pregnancy - baby delivered
	38871	L246.00	Other cervical abnormality in pregnancy/childbirth/puerp
	47686	L181.00	Thyroid dysfunction in pregnancy/childbirth/puerperium
	23691	L172.00	Other venereal diseases in pregnancy/childbirth/puerperium
	107197	L170z00	Maternal syphilis in pregnancy/childbirth/puerperium NOS
	68215	L188100	Abnormal GTT during pregnancy - baby delivered
	40723	L12z.00	Unspecified hypertension in pregnancy/childbirth/puerperium
	104542	67AH.00	Education about toxoplasmosis precautions during pregnancy
	97741	L461000	Cracked nipple in pregnancy/puerperium/lactation unspecified
	67035	L123200	Transient hypertension of pregnancy - deliv with p/n comp
	64125	L09yz00	Other specified complication NOS follow abortive pregnancy
	57640	L242z00	Uterine operation scar in pregnancy/childbirth/puerp NOS
	2924	7E06600	Hysterotomy and termination of pregnancy
	27952	ZV13900	[V]PH comp of pregnancy, childbirth and the puerperium
	53141	L241.00	Tumour of uterine body in pregnancy/childbirth/puerperium
	35928	L463000	Other breast disorder in pregnancy/puerperium/lact unspec
	40121	12G1.00	FH: Raised B.P. in pregnancy

1			
2			
3			
4	11359	L180.00	Diabetes mellitus during pregnancy/childbirth/puerperium
5	33708	L182100	Anaemia during pregnancy - baby delivered
6	58686	L462000	Breast engorgement in pregnancy/puerperium/lactation unspec
7	6560	L416.00	Haemorrhoids in pregnancy and the puerperium
8	98133	9Ea0.00	Risk life pregnant woman greater than if pregnancy terminatd
9	32950	L03y100	Cornual pregnancy
10	105006	Q48G.00	Complication termination pregnancy affecting fetus newborn
11	107708	L415100	Other phlebitis/thrombosis in pregnancy/puerperium - deliv
12	28225	L240.11	Bicornuate uterus in pregnancy, childbirth and puerperium
13	49789	L240.12	Double uterus in pregnancy, childbirth and the puerperium
14	56217	L416000	Haemorrhoids in pregnancy and the puerperium unspecified
15	99154	L410000	Varicose veins of legs in pregnancy/puerperium unspecified
16	96724	L162100	Unspecified renal disease in pregnancy - delivered
17	101260	L10z100	Early pregnancy haemorrhage NOS - delivered
18	35859	67A5.00	Pregnancy alcohol advice
19	42598	L175.00	Maternal rubella in pregnancy, childbirth and the puerperium
20	72437	L248z00	Vulval abnormality in pregnancy/childbirth/puerperium NOS
21	101272	L462300	Breast engorgement in pregnancy/puerperium/lact + a/n comp
22	92362	L240z00	Congenital abnormality uterus in pregnancy/childb/puerp NOS
23	63362	L091100	Defibrination syndrome following abortive pregnancy
24	73311	L41z.00	Venous complications of pregnancy and puerperium NOS
25	34639	L180100	Diabetes mellitus during pregnancy - baby delivered
26	43754	L18z.00	Medical condition NOS in pregnancy/childbirth/puerperium
27	30948	L150100	Post-term pregnancy - delivered
28	73647	L188000	Abnormal GTT - unspec whether during pregnancy/puerperium
29	54681	L189.00	Dis resp syst comp pregnancy, childbirth & puerperium
30	99365	L460z00	Retracted nipple in pregnancy/puerperium/lactation NOS
31	64649	L175100	Maternal rubella during pregnancy - baby delivered
32	28611	L461.00	Cracked nipple in pregnancy, the puerperium or lactation
33	61144	L463.00	Other breast disorder in pregnancy/puerperium/lactation
34	50571	L090100	Parametritis following abortive pregnancy
35	70342	L123400	Transient hypertension of pregnancy + postnatal complication
36	99422	L187000	Orthopaedic disorder - unsp whether in pregnancy/puerperium
37	32007	L090.00	Genital or pelvic infection following abortive pregnancy
38	45242	L241.11	Uterine fibroids in pregnancy, childbirth and the puerperium
39	7270	12G4.11	FH: Twin pregnancy
40	38440	L462z00	Breast engorgement in pregnancy/puerperium/lactation NOS
41	89557	L092300	Cervix damage following abortive pregnancy
42	41961	L171.00	Maternal gonorrhoea during pregnancy/childbirth/puerperium
43	50908	L242.00	Uterine scar from previous surgery in pregnancy/childb/puerp
44	16752	ZV72900	[V]Pregnancy examination and test
45			
46			
47			
48			
49			
50			
51			
52			
53			
54			
55			
56			
57			
58			
59			
60			

14765	L462400	Breast engorgement in pregnancy/puerperium/lact + p/n comp
15633	L182000	Anaemia - unspecified whether in pregnancy or the puerperium
73757	L247z00	Vaginal abnormality in pregnancy/childbirth/puerperium NOS
99389	L460300	Retracted nipple in pregnancy/puerperium/lact with a/n comp
24303	9Ea..00	Reason for termination of pregnancy
55757	L16y200	Other pregnancy complication - delivered with postnatal comp
67635	L180000	Diabetes mellitus - unspec whether in pregnancy/puerperium
51639	L241z11	Uterine fibroid in pregnancy/childbirth/puerperium NOS
40978	Z22A700	Surrogate pregnancy
18944	7E07011	Dilation cervix uteri & curettage for termination pregnancy
54107	L10z000	Early pregnancy haemorrhage NOS unspecified
103610	9NkN.00	Seen in early pregnancy unit
70476	L132100	Late pregnancy vomiting - delivered
23456	L412.00	Superficial thrombophlebitis in pregnancy and the puerperium
67377	L463z00	Other breast disorder in pregnancy/puerperium/lactation NOS
94736	L096600	Septic embolism following abortive pregnancy
94353	L175000	Maternal rubella, unspecified whether pregnancy/puerperium
64127	L121000	Renal hypertension in pregnancy/childbirth/puerp unspecified
99594	L415000	Other phlebitis/thrombosis in pregnancy/puerperium unsp
50093	L093000	Oliguria following abortive pregnancy
28312	L466z00	Galactorrhoea in pregnancy and the puerperium NOS
72944	L176.00	Other maternal viral dis. in pregnancy/childbirth/puerperium
49390	L174.00	Maternal malaria in pregnancy, childbirth and the puerperium
97629	L246z00	Other cervical abnormality in pregnancy/childbirth/puerp NOS
57419	L167100	Liver disorder in pregnancy - delivered
73927	L175z00	Maternal rubella in pregnancy/childbirth/puerperium NOS
54089	L466000	Galactorrhoea in pregnancy and the puerperium unspecified
94718	L121z00	Renal hypertension in pregnancy/childbirth/puerperium NOS
105918	L09y400	Urinary tract infection following abortive pregnancy
30326	L090000	Endometritis following abortive pregnancy
38022	Z22CF00	Date symptom of pregnancy first noted
69703	L185100	Congenital cardiovasc dis in pregnancy - baby delivered
69911	L18zz00	Medical condition NOS in pregnancy/childb/puerp NOS
35680	Q423.00	Hydrops fetalis due to isoimmunisation
59296	L140000	Threatened premature labour unspecified

BMJ Open

Trends in HIV testing in the UK Primary Care setting: A 15 year retrospective cohort study 2000 to 2015

Journal:	<i>BMJ Open</i>
Manuscript ID	bmjopen-2018-027744.R2
Article Type:	Research
Date Submitted by the Author:	22-May-2019
Complete List of Authors:	Gompels, Mark; North Bristol NHS Trust, Department of Immunology, Southmead Hospital Michael, Skevi; University of Bristol, School of Mathematics Davies, Charlotte; University of Bristol, Department of Population Health Sciences, Bristol Medical School Jones, Tim; University of Bristol; University Hospitals Bristol NHS Foundation Trust, The National Institute for Health Research Collaboration for Leadership in Applied Health Research and Care West (NIHR CLAHRC West) Macleod, John; University of Bristol, Population Health Sciences, Bristol Medical School; University of Bristol, The National Institute of Health Research Health Protection Research Unit (NIHR HPRU) in Evaluation of Interventions May, Margaret; University of Bristol, Population Health Sciences, Bristol Medical School; University of Bristol, The National Institute of Health Research Health Protection Research Unit (NIHR HPRU) in Evaluation of Interventions
Primary Subject Heading:	General practice / Family practice
Secondary Subject Heading:	HIV/AIDS, Infectious diseases, Public health, Sexual health
Keywords:	PRIMARY CARE, HIV & AIDS < INFECTIOUS DISEASES, HIV testing, CPRD

SCHOLARONE™
Manuscripts

1
2
3
4
5 **Trends in HIV testing in the UK Primary Care setting: A 15 year retrospective cohort study 2000 to**
6 **2015**
7

8 M Gompels¹, S Michael², C F Davies³, T Jones^{3,4}, John MacLeod^{3,5}, M T May^{3,5}
9

10 Version:14/05/2019
11

12 ¹ Dr Mark Gompels: Consultant HIV, Department of Immunology, Southmead Hospital, North Bristol
13 NHS Trust, UK. Email: Mark.Gompels@nbt.nhs.uk
14

15 ² Dr Skevi Michael: Senior Teaching Associate, School of Mathematics, University of Bristol, UK.
16 Email: Skevi.Michael@bristol.ac.uk
17

18 ³ Dr Charlotte F Davies: Senior Research Associate, Department of Population Health Sciences,
19 Bristol Medical School, University of Bristol, UK. Email: Charlotte.Davies@bristol.ac.uk
20

21 ^{3,4} Dr Timothy Jones: Senior Research Associate, Department of Population Health Sciences, Bristol
22 Medical School, University of Bristol, UK and The National Institute for Health Research
23 Collaboration for Leadership in Applied Health Research and Care West (NIHR CLAHRC West) at
24 University Hospitals Bristol NHS Foundation Trust, Bristol, UK. Email: Timothy.Jones@bristol.ac.uk
25

26 ^{3,5} Professor John Macleod, Professor of Clinical Epidemiology and Primary Care, Department of
27 Population Health Sciences, Bristol Medical School, University of Bristol, UK and The National
28 Institute of Health Research Health Protection Research Unit (NIHR HPRU) in Evaluation of
29 Interventions at University of Bristol, Bristol, UK. Email: John.Macleod@bristol.ac.uk
30

31 ^{3,5} Professor Margaret T May, Professor of Medical Statistics, Department of Population Health
32 Sciences, Bristol Medical School, University of Bristol, UK and The National Institute of Health
33 Research Health Protection Research Unit (NIHR HPRU) in Evaluation of Interventions at University
34 of Bristol, Bristol, UK. Email: Margaret.may@bristol.ac.uk
35
36
37
38
39
40
41
42
43

44 **Corresponding author:**
45
46
47
48

49 Dr. Charlotte F. Davies
50 Department of Population Health Sciences
51 Bristol Medical School
52 University of Bristol
53 Bristol
54 BS8 2PS
55 UK Telephone: +44 117 9287209
56
57 Fax: +44 117 928 7325
58
59 charlotte.davies@bristol.ac.uk
60

1
2
3 Word Count: abstract 300, words 4656, 4 tables, 2 figures, 50 references, 1 supplementary figure, 2
4 supplementary tables, 1 web supplementary file (appendices 1-4)
5
6
7
8
9
10
11
12
13
14
15
16
17
18
19
20
21
22
23
24
25
26
27
28
29
30
31
32
33
34
35
36
37
38
39
40
41
42
43
44
45
46
47
48
49
50
51
52
53
54
55
56
57
58
59
60

For peer review only

Abstract 300

Objectives: To estimate trends in HIV testing, positivity and prevalence in UK Primary Care for 2000-2015 as part of a wider investigation into reasons for late diagnosis of HIV.

Design: Retrospective cohort study using the Clinical Practice Research Datalink (CPRD) which is derived from computerised clinical records produced during consultations in Primary Care.

Setting: 404 General Practices in England.

Participants: 5,979,598 adults aged ≥ 16 years registered between 2000-2015 with 45,093,761 person years of observation.

Outcomes: Annual HIV testing rates, proportion of positive tests, and prevalence of HIV-infected people recorded in Primary Care 2000-2015.

Results: HIV testing in Primary Care increased from 2000 to 2010, but then declined. Testing was higher in females than males and in those aged 16-44 years compared with older adults. Rates per 100,000 in women aged 16-44 years were 177 (95% CI 167-188); 1309 (1282-1336); 1789 (1757-1821) and 839 (817-862) in 2000, 2005, 2010 and 2015, respectively, and for non-pregnant women: 22.5 (19-26); 134 (125-143); 262 (250-275); 190 (179, 201). For men aged 16-44 years rates were: 26 (22-29); 107 (100-115); 196 (185-206); 137 (127-146). Over the study period, there were approximately 2 positive results per 1000 HIV tests. Men were eight-fold more likely to test positive than women. The percentage of HIV diagnoses among adults recorded in CPRD may be as low as 55% in London and 67% in the rest of the UK.

Conclusions: HIV testing rates in Primary Care peaked in 2010 and subsequently declined. Access to testing was higher for women despite the prevalence of HIV being higher in men.

Implications and further research needed:

Opportunities remain in Primary Care for increasing HIV testing to prevent costly late diagnoses and decrease HIV transmission. Interventions to improve targeting of tests and increase adherence to HIV testing guidelines are needed in Primary Care.

Article summary

Strengths and limitations of this study

- We investigated trends in HIV testing in Primary Care using high quality data from the Clinical Practice Research Datalink (CPRD) which is derived from computerised clinical records produced during consultations in Primary Care in England.
- CPRD provided anonymised Primary Care records on patients registered between 2000 and 2015 in 404 primary care practices in England which is likely to be representative of the general patient population.
- A limitation of the study is that not all General Practices contribute data to CPRD and therefore we cannot know whether the sample was representative.
- A major strength of the study was the large number of patients, nearly 6 million, which allowed us to contrast trends in HIV testing rates in Primary Care by sex, age, deprivation, rural/urban location and whether in London or not.
- Data were available for 15 years of follow up allowing us to show that HIV testing in Primary Care in England increased between 2000 and 2010, but then declined up to 2015.

Introduction

HIV testing in Primary Care is an important component of the strategy to diagnose HIV earlier and reduce transmission of HIV. In 2015 there were an estimated 89,800 (95% credible interval (CrI) 87,100-94,800) people living with HIV (PLWHIV) in England of whom approximately 15% (CrI 12-19%) were unaware of their infection¹. Of those individuals newly diagnosed with HIV in 2015, 39% were diagnosed late, defined as having a CD4 count below 350 cells/mL within three months of diagnosis.² An estimated 1 in 4 of newly diagnosed individuals experienced a missed opportunity for an earlier diagnosis within the healthcare system in the preceding year.³ Late diagnosis of HIV is associated with increased hospitalisations, decreased life expectancy,⁴⁻⁷ and higher treatment and care costs to the NHS.⁸ Importantly, individuals with undiagnosed HIV are likely to be responsible for the majority of transmissions because successfully treated individuals are unlikely to infect others.⁹ Enhanced HIV testing is considered to be cost-effective in areas with a local diagnosed HIV prevalence that exceeds 2 per 1000 in adults aged 15-59 years.^{2,10} In these high HIV prevalence areas recommendations are an HIV test should be routinely offered to all new GP registrations, those undergoing tests for other sexually transmitted infections or having blood tests for any reason, and all new hospital medical admissions.^{2,11} However, the majority of people with HIV seek medical care for a related condition several times prior to their HIV diagnosis.^{12,13} This may be presenting to general practice or hospital care. But without a high degree of clinical suspicion, the diagnosis is often missed.¹⁴ BHIVA has published a list of indicator diseases which are more commonly found in those who are HIV positive than negative.¹⁵ HIV testing is recommended in these cases, but recent surveys suggest poor adherence to guidelines.^{16,17} Given the increase in HIV prevalence over time we would expect that there would be an increase in GP testing for HIV.

Evidence from systematic reviews shows that there are often many barriers to testing experienced by patients and equally by the healthcare providers (HCP).¹⁸⁻²⁰ Patients presenting with clinical indicator conditions to their General Practitioner (GP) provide a valuable opportunity to diagnose HIV and avoid hospitalisations due to late diagnosis.²¹ Research has shown that the majority of patients (up to 75%) newly diagnosed with HIV had been seen in the healthcare system within the 12 months prior to their diagnosis resulting in a missed opportunity to test.^{12,14,22} ²³Opt out HIV testing has been shown to be feasible, acceptable and cost effective in eight pilot studies conducted in community, primary and secondary care settings in high prevalence areas across England ²⁴.

1
2
3 However, no recent evidence is available to know if HIV testing in Primary Care has been increasing
4 and guidelines have been implemented over the country and not just in high risk areas.^{16,17}
5
6
7

8 HIV testing in Primary Care has been reported only for the years 1995 to 2005 using data from the
9 UK General Practice Research Database (GPRD).²⁵ This study showed that testing in Primary Care
10 remained low, but increased steadily. Our main objective was to analyse data from the same source
11 collected between the years 2000 to 2015 to study if HIV testing trends continued to increase in
12 primary care over this extended time period. In addition we investigated differences in HIV testing
13 rates and HIV diagnosis by demographic characteristics and estimated the prevalence of HIV
14 recorded in primary care and compared it with estimates from national surveillance.
15
16
17
18
19
20

21 **Methods**

22 ***Population and data***

23 We used data from the Clinical Practice Research Datalink (CPRD), previously known as the General
24 Practice Research Database (GPRD), which is derived from computerised clinical records produced
25 during consultations in Primary Care. CPRD provided anonymised Primary Care records on patients
26 registered between 2000 and 2015 in 404 primary care practices in England. Data were available on
27 nearly 6 million people aged over 16 years old who are broadly representative of the adult UK
28 population²⁶. General Practitioners (GP) enter data on tests, diagnoses and symptoms using Read
29 codes which are a hierarchical alphanumeric system similar to, but more extensive than
30 International Classification of Disease (ICD) codes. The list of Read codes used to identify (1) HIV
31 tests²⁵ (2) HIV diagnoses²⁵ (3) pregnancy/delivery/abortion²⁷ and (4) additional CPRD browser
32 pregnancy medcodes are listed as appendices 1 to 4, respectively, in the supplementary file. We
33 used individual level quintiles of the Index of Multiple Deprivation, 2015²⁸. Practices were classified
34 as rural, urban conurbation, or city/town at lower super output level (a small area geographic
35 boundary of around 1,500 people) in England based on Office for National Statistics classifications,
36 2011²⁹, and as within or outside London. Ethnicity was grouped as Asian, Black African, Black
37 Caribbean, Other, White, and unknown based on linked Hospital Episode Statistics data.
38 We used national surveillance data from Public Health England (PHE) on testing in Primary Care
39 derived from general practices that submit HIV tests to laboratories participating in the Sentinel
40 Surveillance of Blood Borne Virus Testing (SSBBV). These practices cover 35% of England's Primary
41 Care population. HIV testing data is captured from 66% of the Primary Care population in extremely
42 high prevalence areas (>5 /1000), 37% within high prevalence areas (>2/1000) and 29% within low
43 prevalence areas. These data exclude any point of care tests (POCTs) carried out by GPs, and tests
44
45
46
47
48
49
50
51
52
53
54
55
56
57
58
59
60

1
2
3 carried out as part of antenatal screening. The latest data available on testing rates and positivity
4 were for 2015³⁰. Data on HIV prevalence were derived from the HIV and AIDS Reporting System
5 (HARS) and for earlier years the Survey of Prevalent HIV Infections Diagnosed (SOPHID) available
6 from PHE.² These data were available up to 2015.
7
8
9

10 11 **Patient and Public Involvement**

12
13 Public and Patients were not involved in the design of this study. Patient data from General Practices
14 were contributed via CPRD and PHE surveillance as stated above.
15
16

17 18 **Statistical methods**

19 *HIV testing rate, positivity and prevalence of HIV recorded in primary care*

20
21 Using data from CPRD we estimated the HIV testing rates for each year between 2000-2015, overall
22 and by patient demographics. Testing rates were estimated for males and females, for all ages and
23 grouped by age (16-44, ≥ 45 years - chosen to match the study by Evans et al²⁵). We also estimated
24 rates separately according to whether the practice was in London or not, and by type of location. For
25 each calendar year, the denominator used to calculate the HIV testing rate was the number of patients
26 who were in the CPRD cohort in that year satisfying the following inclusion criteria:
27
28
29

- 30 (i) they were registered before the 30th June of that year
- 31 (ii) they did not transfer to another practice or die before the 30th June of that year
- 32 (iii) they were in the same practice for at least six months
- 33 (iv) they had not previously tested positive for HIV.

34
35 The numerator was the number of HIV tests carried out within the relevant year. For each patient in
36 the denominator, the number of tests was calculated, disregarding repeat tests that were within a 3
37 month period. Any test done or registered more than 90 days after the first recorded positive test was
38 ignored.
39

40
41 As the majority of HIV tests in women are carried out as part of antenatal screening, analyses for
42 females were repeated excluding these tests. We identified women who were pregnant using either
43 delivery dates or Read codes as follows:
44
45

- 46 (i) Delivery (birth) dates associated with the females in our data: An HIV test was considered ante-
47 natal if it occurred between 3-9 months before the recorded delivery date.
 - 48 (ii) Read codes indicating any sign of pregnancy (antenatal): In this case an HIV test was considered
49 antenatal if it occurred within 6 months from the day the Read code was recorded.
 - 50 (iii) Read codes associated with the postpartum period: In this case the HIV test was considered
51 antenatal if it occurred within 3-10 months before the corresponding record.
- 52
53
54
55
56
57
58
59
60

1
2
3 (iv) Read codes indicating any sign of miscarriage or abortion: An HIV test was recorded as ante-natal
4 if it occurred between 3 months prior to 3 months after the corresponding record.
5

6 The Read codes associated with pregnancy are listed in the supplementary material. The antenatal
7 HIV tests were excluded from the numerator and the corresponding patients were removed from the
8 denominator for the related period as well.
9

10 We plotted the trends in HIV testing rates per 100,000 person years for 2000-2015 separately for men
11 and women (including and excluding ante-natal HIV tests) for all adults and restricted to those aged
12 16-44 years old. In addition, we calculated the annual proportion of HIV tests that were positive for
13 each year to investigate whether testing improved in terms of targeting higher risk individuals during
14 the later years.
15

16 For the years 2005, 2010 and 2015, we estimated and tabulated HIV testing rates and incidence rate
17 ratios (IRR) with 95% confidence intervals from Poisson models for males and females separately
18 according to whether practice was in London or not, by age, ethnicity, IMD, and by type of location.
19 To validate our estimates of HIV testing rates recorded in CPRD, we compared them with those from
20 national surveillance data collected by PHE for 2015³⁰. Finally, we estimated the prevalence of
21 diagnosed HIV recorded in CPRD and compared this with estimated prevalence from national
22 surveillance data collected by PHE using SOPHID and HARS to determine the proportion of all HIV
23 diagnoses that were recorded in CPRD. Data analysis was performed using STATA version 14.
24
25
26
27
28
29
30
31
32
33
34

35 RESULTS

36 Data were available on 5,979,598 distinct patients with 45,093,761 (males 22,155,768; females
37 22,937,630) person years of observation. The demographic characteristics of included individuals are
38 shown in Table 1. There were less males (48%) than females (52%). Practices (15%) and individuals
39 (16%) in the most deprived quintile of IMD were under-represented in CPRD. The total number of
40 HIV tests recorded in CPRD between 2000 and 2015 was 159,115 of which 357 (0.2%) were positive.
41
42
43
44
45
46

47 *Trends in HIV testing rates 2000-2015 in Primary Care*

48 Figure 1 shows the trend in HIV testing rates per 100,000 person years for the period 2000-2015 by
49 gender and age group, with and without inclusion of antenatal testing. The main reason for HIV testing
50 among women of child-bearing age was antenatal screening: the testing rates (per 100,000 person-
51 years) in all women aged 16-44 increased from 177 (95% CI 167-188) in 2000 to 1789 (1757-1821) in
52 2010 and then decreased to 839 (817, 862) in 2015, with the corresponding figures being 23 (19-26),
53 262 (250-275) and 190 (179-201) when antenatal testing was excluded. For males the corresponding
54 rates were 26 (22-29), 196 (185-206) and 137 (127-146), which are lower than rates for females even
55
56
57
58
59
60

1
2
3 when antenatal tests are excluded. HIV testing rates in Primary Care peaked in females in 2010 (figure
4 1) and have declined markedly since then. In men and women not tested ante-natally, HIV testing
5 rates increased until 2012-2013, but have declined since. Similar patterns were seen when data were
6 restricted to those aged 16-44 years only, except that rates were much higher in younger adults
7 compared with those aged 45 years and over (supplementary table 1 all adults, supplementary table
8 2 for those aged 16-44 years).
9

15 *Trends in positive HIV diagnosis in Primary Care*

16 Although the number of HIV tests was much higher in women, more men tested positive:
17 196/20,328 (0.96%) men compared with 161/138,787 (0.12%) women. This was skewed by a very
18 low rate of positive diagnoses in younger females who were screened ante-natally. The smoothed
19 trend in the percentage of tests that were positive for men and women of different ages is shown in
20 figure 2 (plot of raw data is shown in supplementary_figure). Percentage positive (excluding ante-
21 natal tests), was similar in men and women before 2005, but declined more sharply in women
22 thereafter. The percentage of tests that were positive peaked around 2003 and have fallen sharply
23 since 2010, indicating that there is no evidence of better targeting of testing to individuals in later
24 years.
25
26
27
28
29
30
31
32

33 *HIV testing rates in practices within and outside London, by age and deprivation index*

34 HIV testing rates were two-fold higher in London compared with outside London for both men and
35 women in 2005 and this differential increased in 2010 and 2015. Table 2 and table 3 give the testing
36 rates for years 2005, 2010 and 2015 for males and females (excluding antenatal tests), respectively,
37 stratified by whether the practices were in London or outside London. Data for all years between 2000
38 and 2015 are given for all adults (supplementary table 1) and for adults aged 16-44 years
39 (supplementary table 2). In more recent years practices outside London but in conurbations had
40 higher rates than those in cities or towns, which in turn had higher rates than rural practices. Although
41 testing rates in men in London practices decreased between 2010 and 2015 overall from 273 (251-
42 295) to 246 (225-266) per 100,000 person-years, there was evidence of a shift in targeting of testing
43 since rates increased in older men from 151 (127-176) to 180 (154-206) per 100,000 person-years and
44 in the most deprived quintile from 415 (351-480) to 565 (487-643) per 100,000 person-years. This
45 targeting effect was also seen among women in London practices, but not in practices outside London.
46 However, in 2015 in London it remained the case that older people were less likely to be tested:
47 incidence rate ratio (IRR) for age ≥ 45 compared with 16-44 years was 0.59 (0.50-0.71) for men and
48 0.46 (0.38-0.55) in women. The corresponding IRR for outside London were much lower: IRR for age \geq
49
50
51
52
53
54
55
56
57
58
59
60

1
2
3 45 compared with 16-44 years was 0.37 (0.32-0.43) in men and 0.18 (0.16-0.21) in women. In contrast,
4 by 2015 the most deprived group were 2- or 3-fold more likely to be tested than the least deprived,
5 depending on gender and locality, with IRR for IMD quintile 5 versus 1 increasing markedly from 2005
6 through to 2015 (table 2 (males) and table 3 (females)).
7
8
9

10 11 *HIV testing rates and positivity according to national surveillance data*

12 For comparison, national surveillance data for 2015 estimated that General Practices in extremely
13 high prevalence areas defined as greater than 5/1000 population (comparable with "London" in our
14 CPRD study) carried out the highest number of tests per practice population, 860 per 100 000 person
15 years. This was nearly double the coverage rate of General Practices in high diagnosed prevalence
16 areas defined as greater than 2/1000 population (440/100 000), and ten times the coverage rate
17 among General Practices in low diagnosed prevalence areas (90/100 000). The estimates from
18 surveillance were higher than our estimates from CPRD (table 2 and table 3). The proportion of
19 positive tests among those tested in Primary Care estimated from SSBBV surveillance data was 0.4%
20 in 2015³⁰. This varied from 0.5% in very high prevalence areas to 0.2% in low prevalence areas and
21 was consistent with our estimated positivity (figure 2).
22
23
24
25
26
27
28
29
30

31 *Prevalence of recorded HIV in CPRD and comparison with national surveillance estimates*

32 In 2015 the prevalence of diagnosed HIV recorded in CPRD was 2.8 per 1000 adult patients in
33 London practices and 0.8 per 1000 in the rest of the UK (table 4). According to PHE surveillance, in
34 2015 HIV prevalence in UK was estimated to be 1.6 per 1000, and excluding undiagnosed HIV was
35 1.3 per 1000 population.² The HIV prevalence in London was estimated to be 4.7 per 1000,
36 substantially higher than the rest of the UK at 1.1 per 1000. The corresponding observed prevalence,
37 that is, excluding undiagnosed cases of HIV, was 4.2 and 0.9 per 1000 population in London and the
38 rest of the UK, respectively.² Therefore, only two-thirds of PLWHIV in London were likely known to
39 General Practice whereas in the rest of the UK this increased to nearly 90%. However, these
40 percentages are likely to be over-estimated as children aged <16 years were not included in the
41 CPRD calculations of prevalence but were included in PHE data. If we assume that 20% of the UK
42 population are aged <16 years old and that only 1000 children are living with HIV, then the
43 prevalence of diagnosed HIV among adults could be as high as 5.1 and 1.2 per 1000 in London and
44 outside London, respectively. The estimated percentage of HIV diagnoses among adults recorded in
45 CPRD may be as low as 55% and 67% in London and the rest of the UK, respectively. In General
46 Practices in London, prevalence of HIV recorded in CPRD was higher for males, older individuals,
47
48
49
50
51
52
53
54
55
56
57
58
59
60

1
2
3 Black African ethnicity and most deprived quintile (table 4) with a similar pattern in practices outside
4 London except that prevalence did not vary by age.
5
6
7

8 **Discussion**

9 *Statement of principal findings*

10
11
12
13
14 Our analysis of CPRD data on GP consultations recorded on approximately 6 million people living in
15 the UK over a 15-year period, shows that the initial rise in HIV testing seen in Primary Care between
16 2000 and 2010 reversed with a significant drop in the testing rates for HIV in primary care from
17 2010. This is an unexpected finding as throughout this period prevalence of HIV has been increasing
18 which should have engendered higher rates of testing in Primary Care, given the NICE
19 recommendations on testing, which would increase with increased prevalence^{31,32}. HIV testing rates
20 in Primary Care were higher in women than men throughout the study period, even when tests for
21 antenatal screening were excluded, despite HIV prevalence being higher in men. This resulted in
22 men being eight-fold more likely to test positive than women in this setting. Over the 15-year period
23 of the study, there were approximately 2 positive results per 1000 HIV tests. We did not find
24 evidence of better targeting of HIV testing to individuals in more recent years as the percentage of
25 tests that were positive peaked around 2003. Many individuals at high risk of HIV infection may
26 choose to test in settings other than General Practice, such as sexual health clinics, which might
27 make it harder to target HIV testing among the population attending Primary Care.
28
29

30
31
32
33
34
35
36
37
38 The pattern of HIV testing has also changed over time. Testing was two-fold higher in London than
39 elsewhere and has increased in the groups and areas of high deprivation within London. This is
40 reassuring as it also reflects the higher prevalence of HIV in these areas and indicates that HIV
41 testing has become more geographically targeted. Overall, testing rates were higher in urban
42 conurbations and cities than in rural areas reflecting the national prevalence figures². Younger
43 people were more likely to be tested than those aged 45 years and over, which reflects the incidence
44 pattern for HIV. However, our data shows an increasing trend in the rate of testing among the older
45 age group in London, but not elsewhere, which may have been driven by the recognition that among
46 those with HIV infection the proportion diagnosed late is higher in older age groups³³.
47
48
49
50
51
52

53
54 In 2015, the prevalence of HIV recorded in CPRD was over three-fold higher in London than
55 elsewhere, but overall was substantially lower than the prevalence of diagnosed HIV estimated from
56 PHE surveillance². This may be due to HIV-positive individuals not using primary care or to non-
57 disclosure of their HIV status to their GP, not recording of the diagnosis on GP systems, or to CPRD
58
59
60

1
2
3 not including sufficient practices with high HIV prevalence. CPRD is broadly representative of
4 Primary Care in the UK, but the UK HIV epidemic is concentrated in cities with approximately half of
5 HIV-positive individuals living in London². The estimated percentage of HIV diagnoses among adults
6 that were recorded in CPRD increased between 2005 and 2015 but was still substantially lower in
7 London than elsewhere. This trend may reflect the ageing HIV population's greater requirement of
8 primary care services, decrease in stigma of disclosure, or better transfer and recording in Primary
9 Care of positive results of HIV tests carried out in other settings in later years.

15 *Strengths and weaknesses of the study*

17 This study is very large with data from nearly six million patients followed over fifteen years with
18 detailed primary care records. This detailed coverage enabled us to accurately measure HIV testing
19 rates according to the important factors of deprivation, urbanisation, gender, ethnicity and age.
20 Records were collected prospectively and electronically over a significant time period; therefore, we
21 were able to show clearly the trends that have occurred. Our analysis and the data collection may be
22 biased by several factors. The CPRD only includes a sample of general practices, but this is broadly
23 representative of Primary Care in the UK, and, given the large numbers, this is a sufficient sample
24 size for estimates of testing rates to be accurate. We have shown the CPRD slightly under
25 represents deprivation, in both individuals and GP practices. Whilst this may be the case, given the
26 very large sample size, we think that we can still draw valuable conclusions from this data. This
27 study can only show the rates of testing in Primary Care. What is clear, given the number of HIV
28 positive patients, is that many patients will have been diagnosed in other healthcare settings, for
29 example, PHE estimated that in England during 2016 5.9% and 7.3% of new diagnoses in men and
30 women, respectively, were made in Primary Care³⁴. This implies that estimates of the prevalence of
31 diagnosed HIV based on diagnoses recorded in CPRD will be under-estimates for the UK which we
32 have shown by comparing with surveillance data from PHE.

45 *Strengths and weaknesses in relation to other studies, discussing important differences in results*

47 HIV testing in Primary Care in the Netherlands also decreased between 2010-2015 despite similar
48 guidelines encouraging more pro-active screening for HIV³⁵. Although HIV testing in Primary Care has
49 declined, the rates of late diagnosis (CD4 count less than 350 cells/mL) have also declined from 50%
50 in 2010 to 39% in 2015³⁶, indicating a discordancy between the testing in Primary Care and
51 diagnosis. This indicates that increased testing has likely occurred in other settings. Earlier diagnosis
52 may be due to better detection in secondary care, either from screening or testing those with
53 indicator conditions, or through other routes such as sexual health clinics, insurance requests or
54 specialist testing services. Moreover, if testing has become better targeted in Primary Care and
55
56
57
58
59
60

1
2
3 incidence in the consulting population is decreasing then even without an increase in testing, those
4 who get tested may be tested earlier in the course of HIV infection leading to reduced rates of late
5 diagnoses. However, we have shown a significant decline in HIV testing in Primary Care since the
6 previous analysis by Evans *et al*²⁵ on testing up to 2005, and therefore we can look at increased
7 testing in primary care as an option to improve early HIV detection rates.
8
9

10 11 12 *Meaning of the study: possible explanations and implications for clinicians and policymakers*

13
14 Since 2015, UK and international treatment guidelines³⁷ for those diagnosed with HIV recommend
15 immediate treatment with antiretroviral therapy (ART) due to findings from the START trial³⁸. This
16 change, together with pre-exposure prophylaxis (PrEP), has resulted in a decline in HIV infection
17 rates for the last 2 years³⁴. Nevertheless, there are still opportunities for diagnosing HIV earlier in
18 Primary Care whilst testing rates remain very low. Current UK testing guidelines³⁴ recommend
19 people attending General Practices in areas of high HIV prevalence should be offered an HIV test at
20 registration or when having a blood test if they have not had an HIV test in the past 12 months.
21 People newly diagnosed with an HIV indicator condition should also be offered an HIV test. The aim
22 is to diagnose HIV earlier as late diagnosis of HIV is associated with increased morbidity and
23 mortality.^{7,39,40} There are benefits for diagnosing HIV earlier both for the individual in terms of
24 quality of life and life expectancy⁶ and a wider societal benefit of reduced transmission and lower
25 NHS treatment costs.
26
27
28
29
30
31
32
33
34
35
36
37
38
39

40 41 42 *Unanswered questions and future research*

43
44 Although it is a public health imperative, and target, to increase HIV testing and diagnosis, it is
45 unclear how this could be implemented in Primary Care. A literature review undertaken of public
46 and Health Care Professional (HCP) attitudes towards HIV testing in the UK showed that a proactive
47 offer of an HIV test by the HCP was an important factor which could help increase testing rates.²⁰
48 Reasons for low levels of HIV testing by the HCP include fear/concern of offending patients,
49 inadequate knowledge/training on HIV, low awareness of current testing guidelines,
50 underestimation of patient risk, insufficient time, competing priorities, perceived burdensome
51 consent process and pre-test discussion.^{18-20,41} Studies indicate a need for education and training on
52 HIV testing for HCP in Primary Care to overcome these barriers to testing.^{16,42} Adequate
53 interventions are needed to address these barriers so individuals can receive a timely HIV test and
54 with it the important treatment benefits and care if found to be HIV positive. Another literature
55 review has provided evidence that HIV indicator conditions have the potential to be used more
56
57
58
59
60

1
2
3 effectively as triggers for earlier HIV testing⁴³. Opt-out testing can facilitate increased HIV testing as
4 has been evident from a trial in emergency care setting⁴⁴. When blood tests are carried out for any
5 reason in primary care, there could also be an opt-out HIV test. Computer prompts based on risk
6 algorithms are another strategy to support HIV testing⁴⁵⁻⁴⁹ which could be based on electronic health
7 records such as those in CPRD.
8
9
10

11
12
13 Although the results shown here are for a UK based population the methodology may be applicable
14 to other healthcare systems. They provide accurate testing rates and detection rates in Primary Care
15 which are measures of HIV testing that can be used for international comparisons. A key element
16 for preventing transmission and late diagnosis of HIV is testing in Primary Care, based on a screening
17 strategy or indicator conditions⁵⁰. These data inform us of the current situation on testing and will
18 be useful in planning and evaluating interventions to improve this.
19
20
21
22
23

24
25 The data on the discrepancy between PHE and CPRD prevalence of HIV positive status being
26 recorded is another finding of importance for planning. New testing strategies such as home test and
27 rapid testing outside of standard health care settings may contribute to the decrease in testing in
28 Primary Care. These need to have a strategy in their delivery to feed back to Primary Care to
29 maximise the benefits to patients and their health networks.
30
31
32
33
34
35
36

37 *Conclusions*

38 HIV testing rates have declined in Primary Care in all age groups, although there has been a fall in
39 late presentation. HIV testing rates are highest in London, and higher in urban areas than rural areas.
40 Increased testing would likely increase the number of positive tests and help prevent late diagnosis.
41 Further interventions to increase selectivity of testing (positive cases per test) may be required,
42 either at the individual level using risk factors and HIV indicator conditions or at the practice level
43 using knowledge of local HIV prevalence.
44
45
46
47
48
49

50 **Contributor and guarantor information**

51 MG and MM planned the research study and were responsible for study design. JM and TJ advised
52 on study design. CD applied for ethics approval and did the literature search. TJ and CD obtained
53 data from CPRD and helped with coding and extracting data. SM was responsible for statistical
54 analyses, tables and graphs. MM, SM and MG wrote the first draft of the paper. All authors
55 contributed to writing and revising the paper and agreed to submission. MM acts as guarantor for
56 the conduct of the study, had full access to the data and made decision to publish.
57
58
59

60 **Ethics approval**

1
2
3 The protocol was submitted to and approved by the independent scientific advisory committee for
4 the CPRD (protocol ISAC number 16_172A). The study was approved by the South West, Frenchay,
5 Research Ethics Committee on the 19/09/2016 (REC reference 16/SW/0286).
6

7 **Transparency statement**

8
9 Margaret May affirms that the manuscript is an honest, accurate and transparent account of the
10 study, and that no important aspects of the study have been omitted. The sponsor had no role in
11 research or decision to publish.
12

13 **Competing Interests statement**

14
15 No authors have any competing interests.
16

17 **Role of the funding source:**

18
19 The study was supported by Research Capability Funding from North Bristol NHS Trust. This study is
20 based in part on data from the Clinical Practice Research Datalink (CPRD) obtained under licence
21 from the UK Medicines and Healthcare products Regulatory Agency. This report is independent
22 research supported by the National Institute for Health Research (NIHR) Health Protection Research
23 Unit (HPRU) in Evaluation of Interventions at University of Bristol in partnership with Public Health
24 England. TJ's time is supported by the NIHR Collaboration for Leadership in Applied Health Research
25 and Care West (CLAHRC West) at University Hospitals Bristol NHS Foundation Trust. MM is also
26 supported by the NIHR Biomedical Research Centre at University Hospitals Bristol NHS Foundation
27 Trust and the University of Bristol. However, the interpretation and conclusions contained in this
28 report are those of the authors and not necessarily those of the NHS, the NIHR, CPRD or the
29 Department of Health.
30
31
32

33 **Acknowledgements**

34
35 We would like to thank the following authors; Joni Jackson, Natalia V. Lewis, Gene S Feder, Penny
36 Whiting, Timothy Jones, John Macleod and Maria Theresa Redaniel for sharing their medical
37 codes to identify pregnancy, delivery and abortion used in our data analysis.
38
39

40 **Data sharing**

41
42 No additional data is available as use of the data was licensed by CPRD and therefore cannot be
43 shared further.
44

45 **References**

- 46
47
48 1. Brown AE, Kirwan PD, Chau C, Khawam J, Gill ON, VC. D. Public Health England, London.
49 Towards elimination of HIV transmission, AIDS and HIV-related deaths in the UK – 2017
50 report. 2017.
51 2. Kirwan PC, C; Brown, AE; Delpech, VC; and contributors;. *HIV in the UK - 2016 report*.
52 London: Public Health England;2016.
53 3. Ellis S, Curtis H, Ong ELC, British HIVAB, Stand BCA. HIV diagnoses and missed opportunities.
54 Results of the British HIV Association (BHIVA) National Audit 2010. *Clinical Medicine*.
55 2012;12(5):430-434.
56 4. Chadborn TR, Delpech VC, Sabin CA, Sinka K, Evans BG. The late diagnosis and consequent
57 short-term mortality of HIV-infected heterosexuals (England and Wales, 2000-2004). *Aids*.
58 2006;20(18):2371-2379.
59
60

5. Girardi E, Sabin CA, Monforte AdA. Late diagnosis of HIV infection: Epidemiological features, consequences and strategies to encourage earlier testing. *J AIDS-Journal of Acquired Immune Deficiency Syndromes*. 2007;46:S3-S8.
6. May M, Gompels M, Delpech V, et al. Impact of late diagnosis and treatment on life expectancy in people with HIV-1: UK Collaborative HIV Cohort (UK CHIC) Study. *British Medical Journal*. 2011;343(d6016).
7. Croxford S, Kitching A, Desai S, et al. Mortality and causes of death in people diagnosed with HIV in the era of highly active antiretroviral therapy compared with the general population: an analysis of a national observational cohort. *The Lancet Public Health*. 2017;2(1):e35-e46.
8. Beck EJ, Mandalia S, Sangha R, et al. The Cost-Effectiveness of Early Access to HIV Services and Starting cART in the UK 1996-2008. *PloS one*. 2011;6(12).
9. Rodger AJ, Cambiano V, Bruun T, et al. Sexual Activity Without Condoms and Risk of HIV Transmission in Serodifferent Couples When the HIV-Positive Partner Is Using Suppressive Antiretroviral Therapy. *Jama-J Am Med Assoc*. 2016;316(2):171-181.
10. NICE. National Institute of Health and Care Excellence (NICE). HIV testing: increasing uptake among people who may have undiagnosed HIV. Economic assessment: resource impact of recommendations. March 2016 (accessed 07/2016) <https://www.nice.org.uk/guidance/GID-PHG91/documents/economic-report>. 2016.
11. NICE. National Institute of Health and Care Excellence (NICE). HIV testing: increasing uptake among people who may have undiagnosed HIV. (accessed 09/2017) [niceorguk/guidance/ng60](https://www.nice.org.uk/guidance/ng60). 2016.
12. Read P, Armstrong-James D, Tong CYW, Fox J. Missed opportunities for HIV testing-a costly oversight. *Qjm-an International Journal of Medicine*. 2011;104(5):421-424.
13. Joore IK, Arts DL, Kruijer MJ, et al. HIV indicator condition-guided testing to reduce the number of undiagnosed patients and prevent late presentation in a high-prevalence area: a case-control study in primary care. *Sex Transm Infect*. 2015;91(7):467-472.
14. Burns FM, Johnson AM, Nazroo J, et al. Missed opportunities for earlier HIV diagnosis within primary and secondary healthcare settings in the UK. *Aids*. 2008;22(1):115-122.
15. BHIVA. British HIV Association. UK National Guidelines for HIV testing 2008; (accessed 04/2016) <http://www.bhiva.org/HIVtesting2008.aspx>. 2008.
16. Elmahdi R, Gerver SM, Guillen GG, Fidler S, Cooke G, Ward H. Low levels of HIV test coverage in clinical settings in the UK: a systematic review of adherence to 2008 guidelines. *Sexually transmitted infections*. 2014;90(2):119-124.
17. Hartney T, Kennedy I, Crook P, Nardone A. Expanded HIV testing in high-prevalence areas in England: results of a 2012 audit of sexual health commissioners. *HIV medicine*. 2014;15(4):251-254.
18. Deblonde J, De Koker P, Hamers FF, Fontaine J, Luchters S, Temmerman M. Barriers to HIV testing in Europe: a systematic review. *European Journal of Public Health*. 2010;20(4):422-432.
19. Bolsewicz K, Vallely A, Debattista J, Whittaker A, Fitzgerald L. Factors impacting HIV testing: a review - perspectives from Australia, Canada, and the UK. *Aids Care-Psychological and Socio-Medical Aspects of Aids/Hiv*. 2015;27(5):570-580.
20. Davies C, Gompels M, May M. Public and Healthcare Practitioner attitudes towards HIV testing: Review of the evidence in the UK. *International STD Research and Reviews*. 2015;3(3):991-1022.
21. Scognamiglio P, Chiaradia G, De Carli G, et al. The potential impact of routine testing of individuals with HIV indicator diseases in order to prevent late HIV diagnosis. *Bmc Infect Dis*. 2013;13.
22. Goodall L, Leen C. Late diagnosis of HIV: could this be avoided? *Scott Med J*. 2011;56(2):84-86.

- 1
2
3
4
5
6
7
8
9
10
11
12
13
14
15
16
17
18
19
20
21
22
23
24
25
26
27
28
29
30
31
32
33
34
35
36
37
38
39
40
41
42
43
44
45
46
47
48
49
50
51
52
53
54
55
56
57
58
59
60
23. Joore IK, Reukers DF, Donker GA, et al. Missed opportunities to offer HIV tests to high-risk groups during general practitioners' STI-related consultations: an observational study. *BMJ Open*. 2016;6(1):e009194.
 24. Health Protection Agency (HPA). Time to test for HIV: expanding HIV testing in healthcare and community services in England (accessed 09/2017) [http://www.bhiva.org/documents/Publications/Time to test final report Sept 2011.pdf](http://www.bhiva.org/documents/Publications/Time_to_test_final_report_Sept_2011.pdf). 2011.
 25. Evans HER, Mercer CH, Rait G, et al. Trends in HIV testing and recording of HIV status in the UK primary care setting: a retrospective cohort study 1995-2005. *Sexually transmitted infections*. 2009;85(7):520-526.
 26. Herrett E, Gallagher AM, Bhaskaran K, et al. Data Resource Profile: Clinical Practice Research Datalink (CPRD). *Int J Epidemiol*. 2015;44(3):827-836.
 27. Jackson J, Lewis NV, Feder GS, et al. Exposure to domestic violence and abuse and consultations for emergency contraception: nested case-control study in a UK primary care dataset. *Br J Gen Pract* DOI: <https://doi.org/10.3399/bjgp18X700277>. 2018.
 28. National Statistics. English Indices of Deprivation 2015. Statistics on relative deprivation in small areas in England. <https://www.gov.uk/government/statistics/english-indices-of-deprivation-2015> (accessed 04/2016). 2015.
 29. Rhodes SD, Vissman AT, Stowers J, et al. A CBPR Partnership Increases HIV Testing Among Men Who Have Sex With Men (MSM): Outcome Findings From a Pilot Test of the CyBER/testing Internet Intervention. *Health Education & Behavior*. 2011;38(3):311-320.
 30. Public Health England (PHE). Health Protection Report. Annual report from the sentinel surveillance study of blood borne virus testing in England: data for January to December 2015
(Accessed July 2016) https://assets.publishing.service.gov.uk/government/uploads/system/uploads/attachment_data/file/540332/hpr2416_bbvs.pdf. 2016.
 31. NICE. National Institute for Health and Care Excellence (NICE). Increasing the uptake of HIV testing to reduce undiagnosed infection and prevent transmission among black African communities living in England. *NICE Public Health Guidance 33* (accessed 10/2014) <http://nice.org.uk>. 2011.
 32. NICE. National Institute for Health and Care Excellence (NICE). Increasing the uptake of HIV testing among men who have sex with men. *NICE Public Health Guidance 34* (accessed 09/2014) <http://nice.org.uk>. 2011.
 33. Tavošči L, Gomes Dias J, Pharris A. New HIV diagnoses among adults aged 50 years or older in 31 European countries, 2004-15: an analysis of surveillance data. *Lancet HIV*. 2017;4(11):e514-e521.
 34. Nash SGF, M; Gill, O.N.; Connor, N.; and contributors;. *HIV testing in England: 2017 report*. . London: Public Health England; 1/11/2017 2017.
 35. Joore IK, van Bergen J, Ter Riet G, van der Maat A, van Dijk N. Development and evaluation of a blended educational programme for general practitioners' trainers to stimulate proactive HIV testing. *BMC family practice*. 2018;19(1):36.
 36. Public Health England (PHE). HIV: annual data tables. HIV surveillance data in the UK by demographic characteristics and geographical region. (Accessed 7/2016) <https://www.gov.uk/government/statistics/hiv-annual-data-tables>. 2015 (updated 2017).
 37. World Health Organisation (WHO). Guideline on when to start antiretroviral therapy and on pre-exposure prophylaxis for HIV. Geneva: World Health Organization, 2015 (<http://www.who.int/hiv/pub/guidelines/earlyrelease-arv/en> (accessed 07/17). Sept 2015.
 38. Lundgren JD, Babiker AG, Gordin F, et al. Initiation of Antiretroviral Therapy in Early Asymptomatic HIV Infection. *The New England journal of medicine*. 2015;373(9):795-807.

- 1
2
3
4
5
6
7
8
9
10
11
12
13
14
15
16
17
18
19
20
21
22
23
24
25
26
27
28
29
30
31
32
33
34
35
36
37
38
39
40
41
42
43
44
45
46
47
48
49
50
51
52
53
54
55
56
57
58
59
60
39. Sabin C. Review of life expectancy in people with HIV in settings with optimal ART access: what we know and what we don't. *Journal of the International AIDS Society*. 2012;15:4.
40. Nakagawa F, Lodwick RK, Smith CJ, et al. Projected life expectancy of people with HIV according to timing of diagnosis. *Aids*. 2012;26(3):335-343.
41. Hunter E, Perry M, Leen C, Premchand N. HIV testing: getting the message across—a survey of knowledge, attitudes and practice among non-HIV specialist physicians. *Postgraduate Medical Journal*. 2012;88(1036):59-65.
42. Pillay TD, Mullineux J, Smith CJ, Matthews P. Unlocking the potential: longitudinal audit finds multifaceted education for general practice increases HIV testing and diagnosis. *Sexually transmitted infections*. 2013;89(3):191-U125.
43. Davies C, Gompels M, May M. Use and Effectiveness of HIV Indicator Conditions in Guiding HIV Testing: A Review of the Evidence
International STD Research & Reviews. 2017;6(2):1-27.
44. Montoy JC, Dow WH, Kaplan BC. Patient choice in opt-in, active choice, and opt-out HIV screening: randomized clinical trial. *BMJ (Clinical research ed)*. 2016;532:h6895.
45. Federman D, Kravetz J, Vasquez L, , Campbell S. Improving human immunodeficiency virus testing rates with an electronic clinical reminder. *The American Journal of Medicine*. 2012;125(3):240-242.
46. Schrantz SJ, Babcock CA, Theodosis C, Brown S, Mercer S, Pillow MT ea. A targeted, conventional assay, emergency department HIV testing program integrated with existing clinical procedures. . *Ann Emerg Med*. 2011;58((1 Suppl 1)::S85-88.e81.
47. Goetz MB, Hoang T, Bowman C, Knapp H, Rossman B, Smith R. A system-wide intervention to improve HIV testing in the Veterans Health Administration. . *J Gen Intern Med*. 2008;23(8):1200-1207.
48. Menza TW HJ, Celum CL, Golden, MR. Prediction of HIV acquisition among men who have sex with men. . *Sex Transm Dis*. 2009;36(9):547-555.
49. Sharghi N, Bosch RJ, Mayer K, Essex M, Seage GR. The development and utility of a clinical algorithm to predict early HIV-1 infection. . *J Acquir Immune Defic Syndr*. 2005;40(4):472-478.
50. Joore IK, Twisk DE, Vanrolleghem AM, et al. The need to scale up HIV indicator condition-guided testing for early case-finding: a case-control study in primary care. *BMC family practice*. 2016;17(1):161.

Table 1: Patient and practice demographics

Demographic Variable	Group	Frequency	Percentage (%)
Gender	Males	2,871,884	48.03
	Females	3,107,562	51.97
	Other/Unknown	152	0.00
Age (in 2015)	16-44	2,684,443	44.89
	>44	3,295,155	55.11
Ethnicity	Asian	147,295	2.46
	Black African	45,632	0.76
	Black Caribbean	28,558	0.48
	Other	118,934	1.99
	White	3,328,189	55.66
	Unknown	2,310,990	38.65

Region	Outside London	4,693,116	78.49
	London	1,129,924	18.90
	Unknown	156,558	2.62
Urban/Rural	Urban(Conurbation)	2,134,497	35.70
	Urban(City/Town)	2,991,079	50.02
	Rural	697,452	11.66
	Unknown	156,558	2.62
Patient IMD (2015) 1=least deprived, ..., 5=most deprived	Quintile 1	1,285,213	21.49
	Quintiles 2,3,4	3,564,936	59.62
	Quintile 5	964,853	16.14
	Unknown	164,596	2.75
Practice IMD (2015) 1=least deprived, ..., 5=most deprived	Quintile 1	1,249,293	20.89
	Quintiles 2,3,4	3,702,313	61.92
	Quintile 5	871,434	14.57
	Unknown	156,558	2.62

Table 2: Testing rates (per 100,000 person years) for **males** and incidence rate ratios (IRR) with 95% CI for years 2005, 2010, 2015.

	London								
	2005 Rate (95% CI)	2005 IRR (95% CI)	p-value	2010 Rate (95% CI)	2010 IRR (95% CI)	p-value	2015 Rate (95% CI)	2015 IRR (95% CI)	p-value
Overall	133 (117, 148)	-	-	273 (251, 295)	-	-	246 (225, 266)	-	-
Age									
16-44	175 (151, 198)	1	<0.0001	366 (333, 400)	1	<0.0001	304 (272, 336)	1	<0.0001
>=45	75 (56, 93)	0.43 (0.33, 0.56)		151 (127, 176)	0.41 (0.34, 0.50)		186 (154, 206)	0.59 (0.50, 0.71)	
Ethnicity									
White	102 (80, 125)	1		240 (206, 275)	1		227 (187, 256)	1	
Asian	152 (73, 232)	1.49 (0.85, 2.62)	<0.0001	329 (220, 438)	1.37 (0.95, 1.96)	<0.0001	168 (88, 247)	0.76 (0.47, 1.22)	<0.0001
Black African	669 (361, 977)	6.53 (3.93, 10.85)		1227 (849, 1605)	5.10 (3.63, 7.18)		919 (602, 1236)	4.15 (2.84, 6.06)	
Black Caribbean	216 (432, 389)	2.11 (0.92, 4.82)		361 (148, 574)	1.50 (0.82, 2.76)		529 (267, 779)	2.36 (1.42, 3.95)	
Patient IMD (2015)*									
Quintile 1	160 (119, 202)	1		207 (159, 254)	1		200 (153, 248)	1	
Quintiles 2,3,4	120 (102, 139)	0.75 (0.56, 1.01)	0.0912	252 (226, 279)	1.22 (0.95, 1.57)	<0.0001	177 (155, 198)	0.88 (0.68, 1.14)	<0.0001
Quintile 5	155 (114, 195)	0.96 (0.67, 1.40)		415 (351, 480)	2.01 (1.53, 2.65)		565 (487, 643)	2.82 (2.16, 3.68)	
	Outside London								
	2005 Rate (95% CI)	2005 IRR (95% C.I.)	p-value	2010 Rate (95% CI)	2010 IRR (95% C.I.)	p-value	2015 Rate (95% CI)	2015 IRR (95% C.I.)	p-value
Overall	65 (60, 70)	-	-	106 (100, 112)	-	-	66 (60, 69)	-	-
Age									
16-44	95 (87, 103)	1	<0.0001	161 (150, 172)	1	<0.0001	106 (91, 109)	1	<0.0001
>=45	34 (29, 39)	0.36 (0.30, 0.42)		54 (48, 60)	0.34 (0.30, 0.38)		33 (32, 42)	0.37 (0.32, 0.43)	
Ethnicity									
White	63 (57, 69)	1		100 (92, 108)	1		69 (57, 70)	1	
Asian	159 (89, 229)	2.52 (1.61, 3.94)	<0.0001	336 (245, 427)	3.36 (2.55, 4.44)		200 (135, 266)	3.16 (2.25, 4.45)	
Black African	579 (221, 937)	9.17 (4.90, 17.16)		1321 (859, 1783)	13.24 (9.23, 18.97)		584 (289, 878)	9.22 (5.51, 15.44)	
Black Caribbean	185 (37, 366)	2.93 (1.09, 7.83)		506 (156, 856)	5.06 (2.86, 8.96)		205 (25, 379)	3.19 (1.32, 7.70)	
Patient IMD (2015)*									
Quintile 1	60 (51, 69)	1		98 (87, 110)	1		64 (52, 70)	1	
Quintiles 2,3,4	60 (54, 66)	1.0 (0.84, 1.20)	0.0002	94 (87, 101)	0.96 (0.83, 1.10)	<0.0001	57 (48, 59)	0.87 (0.73, 1.04)	<0.0001
Quintile 5	89 (75, 104)	1.49 (1.20, 1.86)		163 (145, 182)	1.66 (1.41, 1.96)		110 (99, 131)	1.89 (1.55, 2.31)	
Urban/Rural class									
Conurbation	65 (55, 76)	1		144 (129, 159)	1		97 (79, 102)	1	
City/Town	69 (63, 75)	1.05 (0.88, 1.26)	0.0045	100 (93, 107)	0.70 (0.61, 0.79)	<0.0001	69 (54, 65)	0.66 (0.56, 0.77)	<0.0001
Rural	47 (37, 58)	0.72 (0.55, 0.95)		75 (62, 88)	0.52 (0.43, 0.64)		47 (39, 60)	0.55 (0.43, 0.70)	

*1=least deprived - 5=most deprived

bmjopen-2018-027774 on November 24, 2019. Downloaded from <http://bmjopen.bmj.com/> by guest. Protected by copyright.

Table 3: Testing rates (per 100000 person years) for **females** and incidence rate ratios (IRR) with 95% CI for years 2005, 2010, 2015 (antenatal testing excluded)

	London								
	Rate (95% CI)	2005 IRR (95% CI)	p-value	Rate (95% CI)	2010 IRR (95% CI)	p-value	Rate (95% CI)	2015 IRR (95% CI)	p-value
Overall	139 (123, 155)	-	-	309 (285, 332)	-	-	243 (223, 264)	-	-
Age									
16-44	216 (189, 242)	1	<0.0001	479 (440, 517)	1	<0.0001	327 (295, 360)	1	<0.0001
>=45	39 (26, 52)	0.18 (0.13, 0.26)		93 (74, 112)	0.19 (0.16, 0.24)		150 (127, 173)	0.46 (0.38, 0.55)	<0.0001
Ethnicity									
White	120 (100, 140)	1		270 (239, 301)	1		170 (144, 195)	1	
Asian	199 (117, 280)	1.65 (1.09, 2.51)	<0.0001	261 (183, 339)	0.97 (0.70, 1.33)	<0.0001	190 (126, 254)	1.12 (0.78, 1.62)	<0.0001
Black African	415 (234, 596)	3.46 (2.21, 5.43)		825 (602, 1048)	3.06 (2.29, 4.08)		728 (487, 929)	4.30 (3.13, 5.87)	<0.0001
Black Caribbean	248 (96, 400)	2.06 (1.15, 3.72)		438 (260, 617)	1.63 (1.06, 2.48)		399 (211, 578)	2.35 (1.50, 3.70)	
Patient IMD (2015)*									
Quintile 1	153 (112, 194)	1		172 (130, 215)	1		156 (115, 197)	1	
Quintiles 2,3,4	125 (106, 143)	0.82 (0.60, 1.10)	0.0278	284 (258, 311)	1.65 (1.27, 2.14)	<0.0001	195 (173, 218)	1.25 (0.95, 1.66)	<0.0001
Quintile 5	183 (138, 227)	1.19 (0.84, 1.71)		539 (463, 615)	3.13 (2.37, 4.14)		520 (448, 592)	3.33 (2.50, 4.46)	
	Outside London								
	Rate (95% CI)	2005 IRR (95% CI)	p-value	Rate (95% CI)	2010 IRR (95% CI)	p-value	Rate (95% CI)	2015 IRR (95% CI)	p-value
Overall	67 (62, 71)	-	-	117 (111, 123)	-	-	83 (78, 89)	-	-
Age									
16-44	118 (108, 127)	1	<0.0001	216 (204, 229)	1	<0.0001	160 (148, 171)	1	<0.0001
>=45	21 (17, 24)	0.18 (0.15, 0.21)		34 (29, 38)	0.16 (0.14, 0.18)		29 (25, 33)	0.18 (0.16, 0.21)	<0.0001
Ethnicity									
White	67 (61, 72)	1		117 (110, 125)	1		77 (71, 83)	1	
Asian	188 (123, 252)	2.82 (2.01, 3.95)	<0.0001	357 (284, 430)	3.04 (2.46, 3.77)	<0.0001	207 (155, 259)	2.69 (2.07, 3.50)	<0.0001
Black African	515 (270,)	7.33 (4.77, 12.53)		829 (563, 1094)	7.07 (5.13, 9.73)		432 (299, 616)	5.63 (3.71, 8.53)	<0.0001
Black Caribbean	235 (61, 409)	3.53 (1.68, 7.44)		778 (468, 1087)	6.63 (4.49, 9.79)		489 (277, 721)	6.36 (3.93, 10.30)	
Patient IMD (2015)*									
Quintile 1	64 (54, 73)	1		95 (84, 106)	1		71 (61, 81)	1	
Quintiles 2,3,4	61 (55, 67)	0.97 (0.81, 1.15)	0.0001	95 (88, 102)	1.00 (0.87, 1.15)	<0.0001	72 (65, 78)	1.01 (0.86, 1.19)	<0.0001
Quintile 5	92 (77, 107)	1.45 (1.17, 1.79)		241 (218, 265)	2.54 (2.19, 2.95)		152 (134, 170)	2.15 (1.80, 2.57)	
Urban/Rural class									
Conurbation	54 (45, 64)	1		165 (148, 181)	1		120 (106, 133)	1	
City/Town	72 (66, 78)	1.33 (1.10, 1.60)	0.0078	108 (101, 116)	0.66 (0.59, 0.74)	<0.0001	77 (70, 83)	0.64 (0.56, 0.74)	<0.0001
Rural	62 (50, 74)	1.15 (0.89, 1.47)		85 (71, 99)	0.52 (0.43, 0.62)		60 (53, 72)	0.50 (0.40, 0.62)	

*1=least deprived - 5=most deprived

Table 4: Prevalence (with 95% CI) of diagnosed HIV recorded in CPRD (per 100,000 persons) by gender, age, ethnicity and patient IMD, for London and outside London.

London			
	Prevalence (95% CI)		
	2005	2010	2015
All	140 (129, 151)	230 (216, 244)	282 (267, 297)
Gender			
Males	191 (172, 209)	294 (271, 317)	369 (344, 395)
Females	91 (78, 103)	170 (153, 187)	199 (181, 217)
Age			
16-44	168 (152, 184)	234 (215, 253)	229 (210, 249)
>44	103 (88, 117)	226 (205, 247)	341 (316, 365)
Ethnicity			
White	127 (112, 143)	183 (164, 202)	224 (202, 246)
Asian	45 (17, 72)	84 (50, 119)	96 (60, 131)
Black African	1465 (1205, 1726)	2350 (2055, 2646)	2597 (2294, 2899)
Black Caribbean	195 (97, 294)	431 (291, 572)	538 (381, 695)
Patient IMD (2015)			
Quantile 1	32 (19, 45)	86 (65, 107)	121 (96, 146)
Quantiles 2,3,4	136 (122, 149)	212 (195, 228)	256 (238, 274)
Quantile 5	268 (230, 306)	444 (397, 491)	544 (492, 596)
Outside London			
	Prevalence (95% CI)		
	2005	2010	2015
All	38 (36, 41)	64 (61, 67)	81 (77, 85)
Gender			
Males	50 (46, 54)	81 (76, 86)	105 (99, 110)
Females	26 (23, 29)	48 (44, 52)	58 (54, 62)
Age			
16-44	55 (51, 59)	78 (72, 83)	82 (76, 87)
>44	22 (19, 25)	52 (48, 56)	80 (76, 85)
Ethnicity			
White	29 (26, 32)	46 (43, 50)	60 (56, 64)
Asian	37 (16, 59)	40 (21, 59)	55 (34, 76)
Black African	2537 (2110, 2964)	3663 (3236, 4091)	3933 (3514, 4353)
Black Caribbean	135 (35, 236)	347 (195, 499)	484 (308, 660)
Patient IMD (2015)			
Quantile 1	19 (16, 23)	31 (26, 35)	42.58 (37, 48)
Quantiles 2,3,4	35 (32, 38)	60 (56, 65)	77 (72, 81)
Quantile 5	82 (72, 91)	132 (121, 144)	159 (146, 172)

1 Figure legends:

2
3 Figure 1: Trend in HIV testing rates per 100,000 person years for the period 2000-2015 by gender
4 and age group, with and without inclusion of antenatal testing.
5
6

7
8 Figure 2: Trend in the percentage of HIV tests that were positive for the period 2000-2015 by gender
9 and age group, with and without inclusion of antenatal testing.
10
11
12
13
14
15
16
17
18
19
20
21
22
23
24
25
26
27
28
29
30
31
32
33
34
35
36
37
38
39
40
41
42
43
44
45
46
47
48
49
50
51
52
53
54
55
56
57
58
59
60

For peer review only

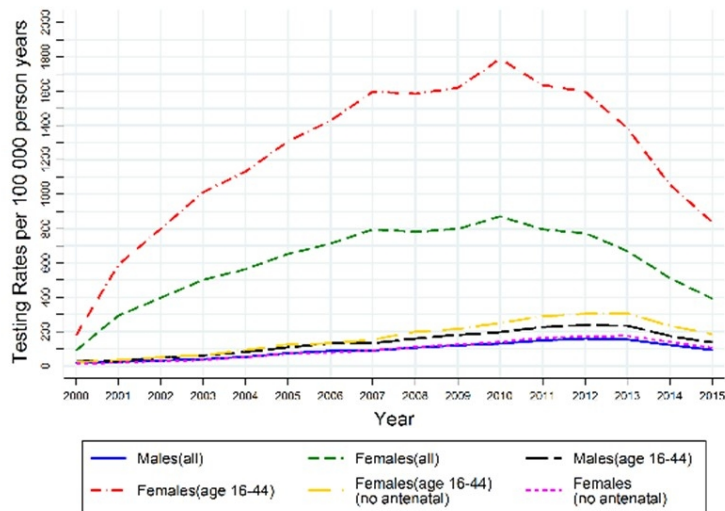


Figure 1 : Trend in HIV testing rates per 100,000 person years for the period 2000-2015 by gender and age group, with and without inclusion of antenatal testing

90x90mm (300 x 300 DPI)

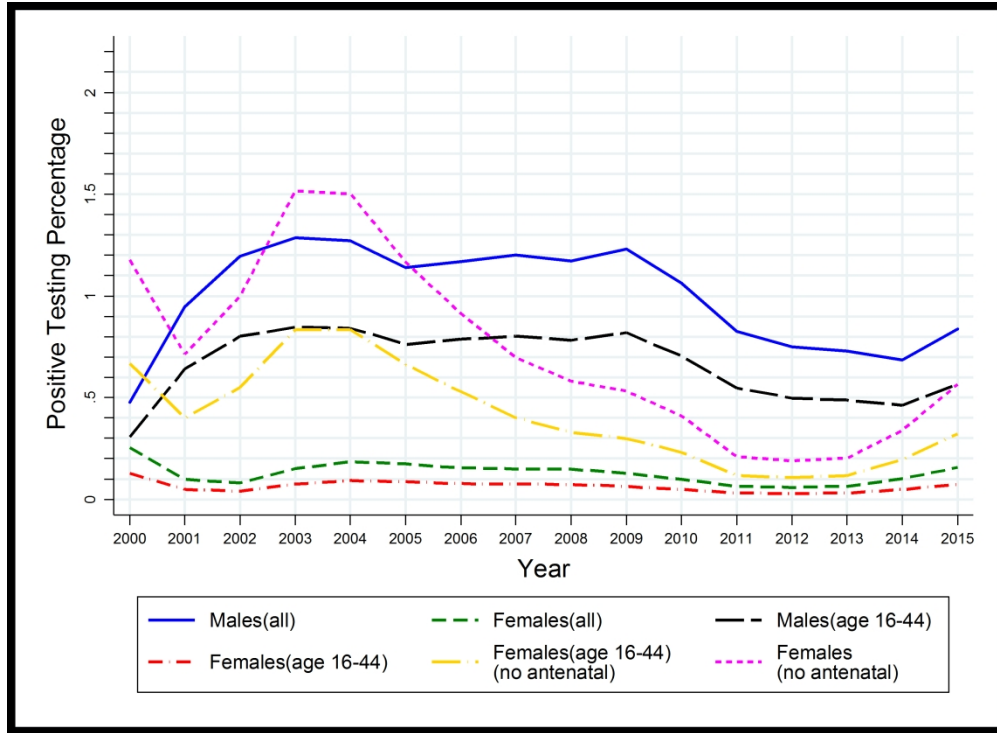
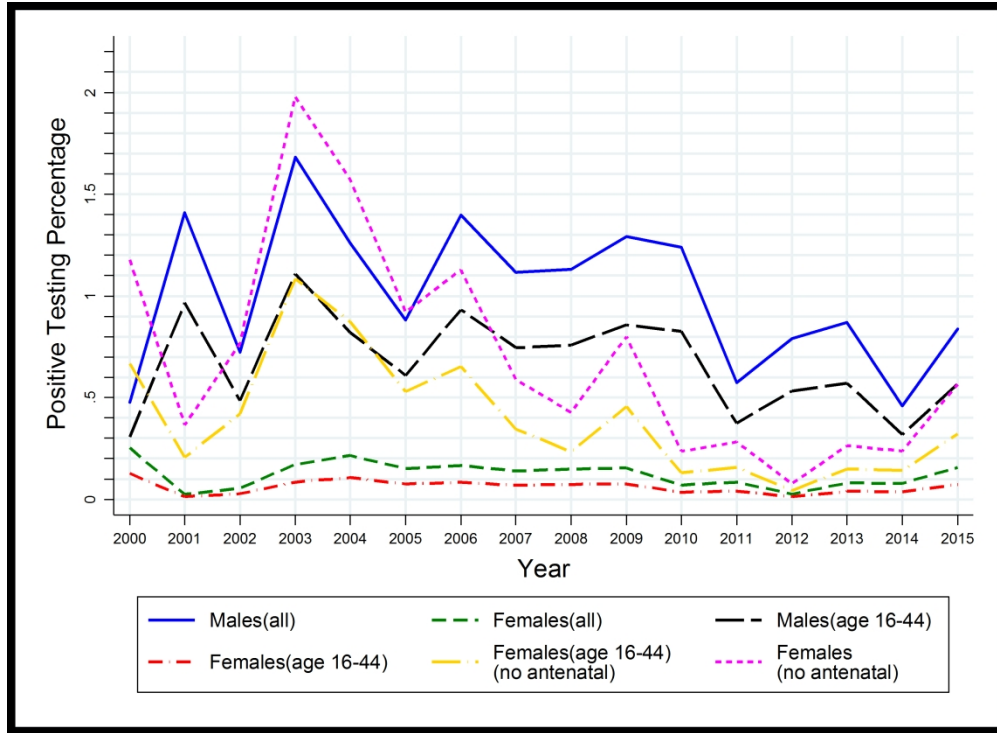


Figure 2: Trend in the percentage of HIV tests that were positive for the period 2000-2015 by gender and age group, with and without inclusion of antenatal testing.

283x207mm (300 x 300 DPI)



Supplementary figure: Trend (unsmoothed graph) in the percentage of HIV tests that were positive for the period 2000-2015 by gender and age group, with and without inclusion of antenatal testing.

283x207mm (300 x 300 DPI)

Trends in HIV testing in the UK Primary Care setting: A 15 year retrospective cohort study 2000 to 2015

Supplementary tables

Supplementary table 1: HIV testing rates (per 100,000 person years) for years 2000-2015 (adults >16 years).

Year	Males, all			Females, all			Females, excluding antenatal		
	N	Rate	95% C.I.	N	Rate	95% C.I.	N	Rate	95% C.I.
2000	1277056	16.4	(14.2 , 18.7)	1332528	89.0	(83.9 , 94.1)	1331517	12.8	(10.8 , 14.7)
2001	1299140	21.9	(19.3 , 24.4)	1352604	293.1	(283.9 , 302.3)	1348950	20.2	(17.8 , 22.7)
2002	1317701	31.4	(28.3 , 34.5)	1367949	396.3	(385.7 , 406.9)	1363158	28.7	(25.8 , 31.6)
2003	1341378	39.9	(36.5 , 43.3)	1388107	501.9	(490.0 , 513.7)	1382140	36.5	(33.3 , 39.8)
2004	1359662	52.5	(48.6 , 56.4)	1403681	563.0	(550.5 , 575.5)	1397351	54.7	(50.7 , 58.7)
2005	1374451	74.2	(69.6 , 78.8)	1418325	653.1	(639.7 , 666.6)	1411272	77.0	(72.3 , 81.6)
2006	1390451	87.5	(82.5 , 92.4)	1433622	711.6	(697.7 , 725.6)	1426111	80.9	(76.0 , 85.7)
2007	1405428	89.4	(84.3 , 94.4)	1447828	795.2	(780.5 , 809.9)	1439651	94.3	(89.1 , 99.4)
2008	1409645	106.6	(101.1 , 112.1)	1455081	781.9	(767.4 , 796.5)	1447676	113.1	(107.4 , 118.7)
2009	1418613	120.0	(114.3 , 125.8)	1463654	797.9	(783.2 , 812.6)	1456530	128.6	(122.6 , 134.6)
2010	1424751	130.2	(124.2 , 136.2)	1470650	870.7	(855.4 , 886.0)	1463009	145.3	(139.0 , 151.6)
2011	1421140	147.2	(140.8 , 153.6)	1474837	795.9	(781.2 , 810.5)	1468256	169.0	(162.1 , 175.8)
2012	1427981	159.5	(152.9 , 166.2)	1482930	772.8	(758.4 , 787.1)	1476875	176.7	(169.7 , 183.6)
2013	1430211	152.9	(146.4 , 159.4)	1486620	669.5	(656.2 , 682.9)	1481702	178.9	(171.9 , 185.9)
2014	1436279	121.6	(115.8 , 127.4)	1487194	511.7	(500.1 , 523.4)	1483581	141.8	(135.6 , 148.1)
2015	1421880	92.5	(87.4 , 97.6)	1472023	391.5	(381.2 , 401.7)	1469400	108.4	(103.0 , 113.9)

Supplementary table 2: HIV testing rates (per 100,000 person years) for years 2000-2015 (adults aged 16-44 years).

Year	Males, all			Females, all			Females, excluding antenatal		
	N	Rate	95% C.I.	N	Rate	95% C.I.	N	Rate	95% C.I.
2000	671088	25.5	(21.6 , 29.4)	655488	177.4	(167.2 , 187.7)	654477	22.5	(18.8 , 26.1)
2001	681216	31.9	(27.6 , 36.2)	665358	589.8	(571.2 , 608.3)	661708	35.8	(31.2 , 40.4)
2002	688746	46.8	(41.5 , 52.0)	672213	799.5	(778.0 , 821.0)	667427	52.3	(46.7 , 57.8)
2003	698982	60.5	(54.7 , 66.4)	681748	1012.9	(989.0 , 1036.9)	675788	66.7	(60.5 , 73.0)
2004	706120	80.9	(74.1 , 87.6)	688504	1132.5	(1107.2 , 1157.8)	682186	98.4	(90.7 , 106.1)
2005	710489	107.4	(99.7 , 115.1)	694232	1308.9	(1281.8 , 1335.9)	687190	134.0	(125.2 , 142.8)
2006	714842	131.1	(122.6 , 139.6)	700086	1428.5	(1400.4 , 1456.7)	692589	139.8	(130.7 , 148.8)
2007	717434	133.5	(124.9 , 142.2)	704167	1598.2	(1568.4 , 1627.9)	696009	160.6	(151.0 , 170.3)
2008	711542	159.1	(149.7 , 168.5)	702985	1586.6	(1556.9 , 1616.3)	695600	206.5	(195.4 , 217.5)
2009	708782	181.0	(170.9 , 191.1)	700970	1618.4	(1588.3 , 1648.5)	693867	225.9	(214.3 , 237.4)
2010	702732	195.7	(185.2 , 206.2)	696368	1789.0	(1757.3 , 1820.6)	688743	262.4	(250.0 , 274.7)
2011	690732	225.9	(214.5 , 237.2)	689820	1636.2	(1605.6 , 1666.7)	683258	301.1	(287.7 , 314.5)
2012	685037	236.9	(225.3 , 248.6)	685234	1598.0	(1567.8 , 1628.2)	679201	313.2	(299.6 , 326.8)
2013	675812	232.6	(221.0 , 244.2)	677984	1385.4	(1357.0 , 1413.7)	673088	315.1	(301.4 , 328.9)
2014	668263	174.8	(164.6 , 185.0)	667048	1056.2	(1031.2 , 1081.2)	663464	238.6	(226.5 , 250.8)
2015	639033	136.6	(127.4 , 145.9)	638248	839.3	(816.5 , 862.1)	635636	190.1	(179.0 , 201.1)

1
2
3 **Trends in HIV testing in the UK Primary Care setting: A 15 year retrospective cohort study 2000 to**
4 **2015**
5
6
7

8 **Supplementary Material**
9

10
11 **Page 2 Appendix 1: Read & OXMIS codes denoting an HIV test used to identify patients who have**
12 **ever had a HIV test recorded in primary care (Evans *et al* 2009²⁶)**
13

14
15 **Page 3 Appendix 2: Read & OXMIS codes denoting HIV positive status used to identify HIV positive**
16 **patients who have their HIV positive status recorded in primary care (Evans *et al* 2009²⁶).**
17

18
19 **Page 4 Appendix 3: Pregnancy/Delivery/Abortion medcodes (Jackson *et al* ⁵⁰)**
20
21
22
23
24
25
26
27
28
29
30
31
32
33
34
35
36
37
38
39
40
41
42
43
44
45
46
47
48
49
50
51
52
53
54
55
56
57
58
59
60

For peer review only

Appendix 1: Read & OXMIS codes denoting an HIV test used to identify patients who have ever had a HIV test recorded in primary care (Evans *et al* 2009²⁶)

Code	READ/ OXMIS	Code description	Certainty of HIV+ test
6827.11	READ	HIV screening	Definite
43C..00	READ	HTLV-3 antibody test	Definite
43C..11	READ	Aids antibody test	Definite
43C..12	READ	Human immunodeficiency viral test	Definite
43C1.00	READ	Blood sent for HTLV-3 serology	Definite
43C2.00	READ	HTLV-3 antibody negative	Definite
43C2.11	READ	HIV negative	Definite
43CZ.00	READ	HTLV-3 antibody NOS	Definite
43d5.00	READ	HIV antibody/antigen (Duo)	Definite
43d6.00	READ	HTLV 1 antibody level	Ambiguous
43dc.00	READ	HTLV 2 antibody level	Ambiguous
43h2.00	READ	HIV 1 PCR	Definite
43j7.00	READ	HIV 1 nucleic acid detection	Definite
43V1.00	READ	Absolute CD4 count	Definite
43VE.00	READ	CD4/CD8 ratio	Definite
43VH.00	READ	Percentage CD4 count	Definite
43Vo.00	READ	Absolute CD4 (T4 cells) count	Definite
43Vp.00	READ	Percentage CD4 (T4 cells) count	Definite
43W7.00	READ	HIV1 antibody level	Definite
43W8.00	READ	HIV2 antibody level	Definite
43WK.00	READ	Human immunodeficiency virus antibody level	Definite
4J34.00	READ	HIV viral load	Definite
4J35.00	READ	HIV p24 antigen level	Definite
4JDT.00	READ	HIV serology	Definite
4JR7.00	READ	HIV screening test	Definite
62b..00	READ	Antenatal HIV screening	Definite
6827.00	READ	AIDS (HTLV-III) screening	Definite
R109.00	READ	[D]Laboratory evidence of human immunodeficiency virus [HIV]	Definite
ZV01800	READ	[V]Human immunodeficiency virus - negative	Definite
ZV73700	READ	[V]Special screening exam for human immunodeficiency virus	Definite
L1111PV	OXMIS	HIV ANTIBODY TEST POSITIVE	Definite
L 153P	OXMIS	HTVL-AIDS-III ANTIBODY TEST POSITIVE	Definite
L 153	OXMIS	HTVL-AIDS-III ANTIBODY TEST	Definite
L1111NE	OXMIS	HIV ANTIBODY TEST NEGATIVE	Definite
L 153N	OXMIS	HTVL-AIDS-III ANTIBODY TEST NEGATIVE	Definite
65VE.00	READ	Notification of AIDS	Ambiguous
43j8.00	READ	HTLV 1 nucleic acid detection	Ambiguous

Appendix 2: Read & OXMIS codes denoting HIV positive status used to identify HIV positive patients who have their HIV positive status recorded in primary care (Evans *et al* 2009²⁶).

Code	Read/OXMIS	Code description	Certainty of HIV+ status
65QA.00	READ	AIDS carrier	Definite
A789700	READ	HIV disease resulting other types of non-Hodgkin's lymphoma	Definite
A789800	READ	HIV disease resulting in multiple malignant neoplasms	Definite
A788.00	READ	Acquired immune deficiency syndrome	Definite
A788500	READ	Human immunodeficiency virus with secondary infection	Definite
A788X00	READ	HIV disease resulting/unspcf infectious+parasitic disease	Definite
A789200	READ	HIV disease resulting in candidiasis	Definite
A789500	READ	HIV disease resulting in Kaposi's sarcoma	Definite
AyuC100	READ	[X]HIV disease resulting in other viral infections	Definite
AyuC700	READ	[X]HIV dis reslt/oth mal neopl/lymph,h'matopoetc+reltd tissu	Definite
A788000	READ	Acute human immunodeficiency virus infection	Definite
A788100	READ	Asymptomatic human immunodeficiency virus infection	Definite
A789300	READ	HIV disease resulting in Pneumocystis carinii pneumonia	Definite
A789600	READ	HIV disease resulting in Burkitt's lymphoma	Definite
A798.00	READ	Retrovirus infection	Definite
AyuC200	READ	[X]HIV disease resulting in other mycoses	Definite
AyuCA00	READ	[X]HIV disease resulting in multiple diseases CE	Definite
A788U00	READ	HIV disease result/haematological+immunologic abnorms,NEC	Definite
A789.00	READ	Human immunodef virus resulting in other disease	Definite
AyuC000	READ	[X]HIV disease resulting in other bacterial infections	Definite
AyuC800	READ	[X]HIV disease resulting in other malignant neoplasms	Definite
43C3.11	READ	HIV positive	Definite
A788y00	READ	Human immunodeficiency virus with other clinical findings	Definite
Eu02400	READ	[X]Dementia in human immunodef virus [HIV] disease	Definite
ZV01A00	READ	[V]Asymptomatic human immunodeficiency virus infection status	Definite
A789400	READ	HIV disease resulting in multiple infections	Definite
AyuC500	READ	[X]HIV disease resulting/unspcf infectious+parasitic disease	Definite
AyuC900	READ	[X]HIV disease resulting in unspecified malignant neoplasm	Definite
AyuCC00	READ	[X]HIV disease resulting in other specified conditions	Definite
43C3.00	READ	HTLV-3 antibody positive	Definite
A788W00	READ	HIV disease resulting in unspecified malignant neoplasm	Definite
A789X00	READ	HIV dis reslt/oth mal neopl/lymph,h'matopoetc+	Definite
AyuC300	READ	[X]HIV disease resulting in multiple infections	Definite
AyuC400	READ	[X]HIV disease resulting/other infectious+parasitic diseases	Definite
AyuC600	READ	[X]HIV disease resulting in other non-Hodgkin's lymphoma	Definite
A788600	READ	Human immunodeficiency virus with secondary cancers	Definite
A788z00	READ	Acquired human immunodeficiency virus infection syndrome NOS	Definite
A789A00	READ	HIV disease resulting in wasting syndrome	Definite
65VE.00	READ	Notification of AIDS	Definite
A788.11	READ	Human immunodeficiency virus infection	Definite
A788200	READ	HIV infection with persistent generalised lymphadenopathy	Definite
A788300	READ	Human immunodeficiency virus with constitutional disease	Definite
A788400	READ	Human immunodeficiency virus with neurological disease	Definite

Appendix 2 (CONT'D): Read & OXMIS codes denoting HIV positive status used to identify HIV positive patients who have their HIV positive status recorded in primary care.

Code	Read/OXMIS	Code description	Certainty of HIV+ status
A788V00	READ	HIV disease resulting in multiple diseases CE	Definite
A789100	READ	HIV disease resulting in cytomegaloviral disease	Definite
AyuC.00	READ	[X]Human immunodeficiency virus disease	Definite
AyuCD00	READ	[X]Unspecified human immunodeficiency virus [HIV] disease	Definite
A789000	READ	HIV disease resulting in mycobacterial infection	Definite
A789900	READ	HIV disease resulting in lymphoid interstitial pneumonitis	Definite
AyuCB00	READ	[X]HIV disease result/haematological+immunologic abnorms,NEC	Definite
R109.00	READ	[D]Laboratory evidence of human immunodeficiency virus [HIV]	Definite
ZV01A00	READ	[V]Asymptomatic human immunodeficiency virus infection status	Definite
799MD	OXMIS	AIDS	Definite
799CA	OXMIS	AIDS CARRIER	Definite
L1111PV	OXMIS	HIV ANTIBODY TEST POSITIVE	Definite
L7990A	OXMIS	ACQUIRED IMMUNE DEFICIENCY SYNDROME	Definite
L 153P	OXMIS	HTVL-AIDS-III ANTIBODY TEST POSITIVE	Definite
43V1.00	READ	Absolute CD4 count	Ambiguous
AyuD800	READ	[X]Retrovirus infections, not elsewhere classified	Ambiguous
AyuKM00	READ	[X]Retrovirus/cause of diseases classified to other chapters	Ambiguous
43VE.00	READ	CD4/CD8 ratio	Ambiguous
A7y0100	READ	Retrovirus as cause of diseases classified to other chapters	Ambiguous
43VH.00	READ	Percentage CD4 count	Ambiguous
4J34.00	READ	HIV viral load	Ambiguous
4J35.00	READ	HIV p24 antigen level	Ambiguous
43h2.00	READ	HIV 1 PCR	Ambiguous
43j7.00	READ	HIV 1 nucleic acid detection	Ambiguous
43Vo.00	READ	Absolute CD4 (T4 cells) count	Ambiguous
43Vp.00	READ	Percentage CD4 (T4 cells) count	Ambiguous

Appendix 3: Pregnancy/Delivery/Abortion medcodes (Jackson *et al*⁵⁰)

medcode	readcode	readterm
52685	ZV23000	[V]Pregnancy with history of infertility
3030	4654	Urine pregnancy test positive
73535	L13z100	Unspecified pregnancy vomiting - delivered
53514	Z22D300	Uncertain viability of pregnancy
11422	Z226.00	Pregnancy problem
20623	ZV4J000	[V]Problems related to unwanted pregnancy
99247	L13y200	Other pregnancy vomiting - not delivered
56451	L13zz00	Unspecified pregnancy vomiting NOS
14644	L166z11	UTI - urinary tract infection in pregnancy
32975	6166	Pregnant, diaphragm failure

1			
2			
3			
4	23495	L265.00	Small-for-dates fetus in pregnancy
5	3766	L10..00	Haemorrhage in early pregnancy
6	56953	Z235400	Pendulous pregnant abdomen
7	40279	7E19012	Fimbrial extraction of tubal pregnancy
8	29122	7E19011	Removal of ectopic pregnancy from fallopian tube
9	1748	7E08400	Suction termination of pregnancy
10	106170	L21zz00	Multiple pregnancy NOS
11	5357	7E08500	Dilation of cervix and extraction termination of pregnancy
12	14899	621Z.00	Patient pregnant NOS
13	61563	L161300	Oedema or excessive weight gain in pregnancy - not delivered
14	64523	L091z00	Delayed/excess haemorrhage NOS following abortive pregnancy
15	20621	ZV25313	[V]Admission for termination of pregnancy
16	20910	ZV25311	[V]Admission for termination of pregnancy (TOP)
17	70149	L16A100	Glycosuria during pregnancy - delivered
18	54677	L167200	Liver disorder in pregnancy - not delivered
19	102576	L051711	Incomplete termination of pregnancy
20	36903	67AZ.00	Pregnancy advice NOS
21	46448	Q486.00	Fetal death due to termination of pregnancy
22	109697	6556	Pertussis vaccination in pregnancy
23	85961	44Cy.00	Serum pregnancy associated plasma protein-A MoM measurement
24	20307	L091.00	Delayed/excessive haemorrhage following abortive pregnancy
25	37163	L150z00	Post-term pregnancy NOS
26	94473	L211z00	Triplet pregnancy NOS
27	47489	Z22A800	Undiagnosed pregnancy
28	1668	L182500	Iron deficiency anaemia of pregnancy
29	61576	L211000	Triplet pregnancy unspecified
30	25501	Z22A100	Low risk pregnancy
31	40633	Z22A600	Teenage pregnancy
32	104440	4Q3N.00	Pregnancy associated plasma protein A level
33	45413	L263A11	Maternal care for reduced fetal heart rate during pregnancy
34	14994	6174	Pregnant, sheath failure
35	24170	L15..00	Prolonged or post-term pregnancy
36	66390	Q0z..00	Maternal problem unrelated preg affecting fetus/neonate NOS
37	27833	L13y.00	Other pregnancy vomiting
38	55338	L123000	Transient hypertension of pregnancy unspecified
39	99956	L168400	Fatigue during pregnancy with postnatal complication
40	71314	L093.00	Renal failure following abortive pregnancy
41	106735	9mK0.00	Pertussis vaccination in pregnancy invitation first letter
42	31449	6294	No A/N care: not known preg.
43	100670	L181100	Thyroid dysfunction during pregnancy - baby delivered
44	54866	L030.00	Abdominal pregnancy
45	38882	L123600	Transient hypertension of pregnancy
46	61995	L03yz00	Other ectopic pregnancy NOS
47	5044	13H7.00	Unwanted pregnancy
48	25131	Z22AD11	Reported conception - pregnancy
49			
50			
51			
52			
53			
54			
55			
56			
57			
58			
59			
60			

1			
2			
3			
4	21467	L03y200	Membranous pregnancy
5	48304	L10z200	Early pregnancy haemorrhage NOS - not delivered
6	37693	13Hd.00	Teenage pregnancy
7	27980	L166700	Infections of the genital tract in pregnancy
8	2638	L1...00	Pregnancy complications
9	99933	L092100	Bowel damage following abortive pregnancy
10	41122	L10zz00	Early pregnancy haemorrhage NOS
11	37348	Lyu2500	[X]Other specified pregnancy-related conditions
12	96757	L411513	Vulval varices in pregnancy
13	59634	L411512	Vaginal varices in pregnancy
14	99237	L411511	Perineal varices in pregnancy
15	27451	L166000	Genitourinary tract infection in pregnancy unspecified
16	110129	6556000	Pertussis vacc in pregnancy given by other healthcre providr
17	107485	Q014000	Fetus or neonate affected by unspecified ectopic pregnancy
18	18258	L167.00	Liver disorder in pregnancy
19	42015	L16y.00	Other pregnancy complications
20	25028	L09z.00	Complication NOS following abortion/ectopic/molar pregnancy
21	44734	62O8.00	Pregnancy prolonged - 42 weeks
22	23831	ZV22y00	[V]Other specified pregnant state
23	41587	L210z00	Twin pregnancy NOS
24	24063	62O7.00	Pregnancy prolonged - 41 weeks
25	44650	L0y..00	Other specified pregnancy with abortive outcome
26	61284	L210200	Twin pregnancy with antenatal problem
27	54288	Z22D311	Query viability of pregnancy
28	34938	L212.00	Quadruplet pregnancy
29	102494	8Hh3.00	Self referral to termination of pregnancy service
30	1686	7E08600	Termination of pregnancy NEC
31	70214	L21z100	Multiple pregnancy NOS - delivered
32	64247	Z235.00	Observation of shape of pregnant abdomen
33	23751	L266.00	Large-for-dates fetus in pregnancy
34	39359	L385.00	Failed or difficult intubation during pregnancy
35	64500	L183.11	Pregnancy and drug dependence
36	73917	L10y200	Other haemorrhage in early pregnancy - not delivered
37	255	L05..12	Termination of pregnancy
38	15433	L21..00	Multiple pregnancy
39	20439	L123.00	Transient hypertension of pregnancy
40	16775	L16E.00	Pregnancy pruritus
41	53921	L161000	Oedema or excessive weight gain in pregnancy, unspecified
42	44770	L191.00	Continuing pregnancy after abortion of one fetus or more
43	29205	4453	Serum pregnancy test positive
44	46577	66AX.00	Diabetes: shared care in pregnancy - diabetol and obstet
45	73455	Q015200	Fetus or neonate affected by triplet pregnancy
46	41625	L13yz00	Other pregnancy vomiting NOS
47	60345	M240500	Alopecia of pregnancy
48	107957	115V.00	No history of ectopic pregnancy
49			
50			
51			
52			
53			
54			
55			
56			
57			
58			
59			
60			

1			
2			
3	6580	ZV23800	[V]Supervision of high-risk pregnancy due to social problems
4	61182	L211100	Triplet pregnancy - delivered
5	30365	Z22AA00	Wanted pregnancy
6	26852	ZV23400	[V]Pregnancy with other poor obstetric history
7			
8	30817	6212	Pregnant - blood test confirms
9			
10	72014	L212z00	Quadruplet pregnancy NOS
11	12521	L161.11	Excessive weight gain in pregnancy
12	41959	L171300	Maternal gonorrhoea in pregnancy - baby not yet delivered
13	26201	Z22AC00	Pregnancy with uncertain dates
14	49519	Z229.00	Observation of position of pregnancy
15			
16	107713	L21y200	Other multiple pregnancy with antenatal problem
17			
18	36235	67A4.00	Pregnancy exercise advice
19	105511	L21z.00	Multiple pregnancy NOS
20	65783	L030000	Delivery of viable fetus in abdominal pregnancy
21	106267	L03y300	Combined or heterotopic pregnancy
22			
23	2278	8M6..00	Requests pregnancy termination
24	110448	Lyu0.00	[X]Pregnancy with abortive outcome
25	99006	Q014100	Fetus or neonate affected by abdominal ectopic pregnancy
26	40357	L2D..00	Retained intrauterine contraceptive device in pregnancy
27	54293	Q015.00	Fetus or neonate affected by multiple pregnancy
28	22557	Z22B100	Single pregnancy
29	15338	621A.00	Pregnancy unplanned ? wanted
30	6649	L166800	Urinary tract infection complicating pregnancy
31	49855	Q015100	Fetus or neonate affected by twin pregnancy
32	40825	Z22B800	Undiagnosed multiple pregnancy
33	35509	624..00	A/N care: precious pregnancy
34	20197	L211.00	Triplet pregnancy
35	46270	ZV22z00	[V]Unspecified pregnant state
36	67098	L183300	Drug dependence during pregnancy - baby not yet delivered
37	23373	L150.00	Post-term pregnancy
38	1357	L210100	Twin pregnancy - delivered
39	45729	Z22D.00	Observation of viability of pregnancy
40	44733	L0z..00	Pregnancy with abortive outcome NOS
41	11760	L13z.00	Unspecified pregnancy vomiting
42	18500	Z22D100	Viable pregnancy
43	69686	L417000	Cerebral venous thrombosis in pregnancy
44	53661	L13z200	Unspecified pregnancy vomiting - not delivered
45	22183	957..11	Prescription exempt form-preg
46	106378	9mK..00	Pertussis vaccination in pregnancy invitation
47	12230	L263900	Maternal care for fetal tachycardia during pregnancy
48	22193	Z229100	Intrauterine pregnancy
49	15061	L13..12	Hyperemesis of pregnancy
50	14877	621B.00	Pregnant - ? planned
51	27672	7E13100	Excision of ectopic ovarian pregnancy
52			
53	1744	L03..00	Ectopic pregnancy
54			
55			
56			
57			
58			
59			
60			

1			
2			
3	5693	L16A.00	Glycosuria during pregnancy
4	36394	L16C.00	Pregnancy induced oedema+proteinuria without hypertension
5	73914	L412511	Thrombophlebitis of legs in pregnancy
6	53849	L16y000	Other pregnancy complication unspecified
7			
8	105943	L165300	Asymptomatic bacteriuria in pregnancy - not delivered
9	36421	L167z00	Liver disorder in pregnancy NOS
10	25872	L16yz00	Other pregnancy complication NOS
11	60309	Q0y..00	Maternal problems unrelated preg affecting fetus/neonate OS
12	67728	L150200	Post-term pregnancy - not delivered
13	28103	Z22A300	Concealed pregnancy
14	21849	L031.00	Tubal pregnancy
15	54577	L210000	Twin pregnancy unspecified
16	105654	L10y100	Other haemorrhage in early pregnancy - delivered
17	53685	L410500	Varicose veins of legs in pregnancy
18	68930	L168100	Fatigue during pregnancy - delivered
19	68840	L416200	Haemorrhoids in pregnancy and puerperium - deliv + p/n comp
20	53167	L188300	Abnormal GTT during pregnancy - baby not yet delivered
21	45862	7E07114	Curettage of uterus for termination of pregnancy NEC
22	64366	L412500	Superficial thrombophlebitis in pregnancy
23	13968	584D.00	Antenatal ultrasound confirms intra-uterine pregnancy
24	14925	L10z.00	Early pregnancy haemorrhage NOS
25	61935	L185.11	Congenital heart disease in pregnancy
26	103059	7E07111	Curettage of term pregnancy NEC
27	16384	7E07113	Curettage of uterus for termination of pregnancy NEC
28	23421	615C.00	IUD failure - pregnant
29	3029	L166500	Infections of kidney in pregnancy
30	106517	L176100	Other maternal viral disease in pregnancy - baby delivered
31	40964	L192.00	Continuing preg after intrauterine death one fetus or more
32	1850	7F06012	Shirodkar suture in pregnancy
33	30302	7F...12	Pregnancy operations
34	28107	L161.00	Oedema or excessive weight gain in pregnancy no hypertension
35	85960	44Cz.00	Plasma pregnancy associated plasma protein-A MoM
36	44057	ZV23111	[V]Pregnancy with history of hydatidiform mole
37	37573	Z22B900	Continuing pregnancy after abortion of sibling fetus
38	68694	Z22C.00	Observation of measures of pregnancy
39	49559	L180300	Diabetes mellitus during pregnancy - baby not yet delivered
40	29786	L416600	Haemorrhoids in pregnancy
41	57059	L187300	Orthopaedic disorder in pregnancy - baby not yet delivered
42	23334	L162.11	Albuminuria in pregnancy without hypertension
43	92579	L162.13	Uraemia in pregnancy without hypertension
44	38312	L162.12	Nephropathy NOS in pregnancy without hypertension
45	22215	Z22A200	High risk pregnancy
46	38346	ZV22000	[V]First normal pregnancy supervision
47	15318	6214	Pregnant - on history
48	41504	L13y000	Other pregnancy vomiting unspecified
49			
50			
51			
52			
53			
54			
55			
56			
57			
58			
59			
60			

1			
2			
3			
4	72019	L132200	Late pregnancy vomiting - not delivered
5	37386	8B68.00	Pregnancy prophylactic therapy
6	60877	L263800	Maternal care for fetal decelerations during pregnancy
7	107225	L165z00	Asymptomatic bacteriuria in pregnancy NOS
8	54942	L123100	Transient hypertension of pregnancy - delivered
9	54701	ZV23y00	[V]Other specified high-risk pregnancy
10	63825	Q014.00	Fetus or neonate affected by ectopic pregnancy
11	94804	67AB.00	Preg. prescription exempt adv.
12	72835	Q01z.00	Fetus/neonate affected by maternal complic pregnancy NOS
13	99008	Q014300	Fetus or neonate affected by tubal ectopic pregnancy
14	110868	L181000	Thyroid dysfunction - unspec whether in pregnancy/puerperium
15	66649	L41z500	Venous complication of pregnancy, unspecified
16	26286	L18A000	Cholestasis of pregnancy
17	17947	62a..00	Pregnancy review
18	103104	L176300	Other maternal viral dis.in pregnancy-baby not yet delivered
19	109932	Z235211	Globular pregnant abdomen
20	68004	Q01..00	Fetus/neonate affected by maternal complication of pregnancy
21	20240	6216	Pregnant - planned
22	65834	ZV23200	[V]Pregnancy with history of abortion
23	7916	Z254500	Delivered by caesarean section - pregnancy at term
24	21119	L182300	Anaemia during pregnancy - baby not yet delivered
25	9408	L10y.11	Bleeding in early pregnancy
26	64099	L168000	Fatigue during pregnancy unspecified
27	10278	L180800	Diabetes mellitus arising in pregnancy
28	2602	L166.11	Cystitis of pregnancy
29	13165	621..00	Patient currently pregnant
30	9986	Z212.11	Pregnancy care
31	66594	L186.11	Heart disease during pregnancy
32	35158	Z225.00	Normal pregnancy
33	93800	Z235100	Ovoid pregnant abdomen
34	73727	L168z00	Fatigue during pregnancy NOS
35	55889	L175300	Maternal rubella during pregnancy - baby not yet delivered
36	7517	621C.00	Unplanned pregnancy
37	53908	Lyu0000	[X]Other ectopic pregnancy
38	34173	L12B.00	Proteinuric hypertension of pregnancy
39	35514	624Z.00	A/N care: precious preg. NOS
40	15065	8B7..11	Pregnancy vitamin/iron prophyl
41	109465	L184300	Mental disorder during pregnancy - baby not yet delivered
42	24038	13S..00	Pregnancy benefits
43	16215	6211	Pregnant - urine test confirms
44	35592	6213	Pregnant - V.E. confirms
45	25254	Z21..00	Care relating to reproduction and pregnancy
46	46609	Z22C800	Number of lost pregnancies
47	29692	615C.11	Pregnant, IUD failure
48	50440	Z22A500	Biochemical pregnancy
49			
50			
51			
52			
53			
54			
55			
56			
57			
58			
59			
60			

1			
2			
3			
4	56252	ZV22100	[V]Other normal pregnancy supervision
5	21196	ZV23.00	[V]High-risk pregnancy supervision
6	30618	Z22AB00	Unplanned pregnancy
7	10775	8B74.00	Iron supplement in pregnancy
8	48534	ZV23100	[V]Pregnancy with history of trophoblastic disease
9	73559	L13z000	Unspecified pregnancy vomiting unspecified
10	13984	584E.00	Antenatal ultrasound confirms ectopic pregnancy
11	9754	Z22A400	Early stage of pregnancy
12	67893	L2C..00	Malnutrition in pregnancy
13	70993	L16Az00	Glycosuria during pregnancy NOS
14	23438	L2z..00	Risk factors in pregnancy NOS
15	105694	ZVu2300	[X]Supervision of other normal pregnancy
16	53097	Z22C313	Duration of pregnancy
17	58156	L03y.00	Other ectopic pregnancy
18	55730	ZV22.11	[V]Supervision of normal pregnancy
19	5709	62...13	Pregnancy care
20	100104	95B..00	Health in Pregnancy grant claim form issued
21	72883	Lyu2100	[X]Other vomiting complicating pregnancy
22	59588	L411500	Genital varices in pregnancy
23	67863	Z22B.00	Observation of quantity of pregnancy
24	12890	Z227.00	Confirmation of pregnancy
25	47080	L162.00	Unspecified renal disease in pregnancy
26	3191	L16y500	Abdominal pain in pregnancy
27	27740	L16..00	Other pregnancy complication NEC
28	67698	L150000	Post-term pregnancy unspecified
29	29623	62H4.00	Rh screen - 2nd preg. sample
30	21438	7E08411	Vacuum termination of pregnancy
31	51298	6215	Pregnant - on abdom. palpation
32	35912	ZV22200	[V]Pregnancy confirmed
33	99980	L168300	Fatigue during pregnancy - not delivered
34	29593	6223	Antenatal care: 3rd pregnancy
35	49407	L2B..00	Low weight gain in pregnancy
36	52583	L168.00	Fatigue during pregnancy
37	69599	L21y.00	Other multiple pregnancy
38	39117	L126500	Eclampsia in pregnancy
39	863	L398200	Caesarean section - pregnancy at term
40	90776	62a..11	Review of pregnancy
41	91254	Z235200	Rounded pregnant abdomen
42	109416	62H5.00	Rh screen - 3rd preg. sample
43	69815	62H3.00	Rh screen - 1st preg. sample
44	11989	8HHV.00	Referral for termination of pregnancy
45	37701	Z22A.00	Observation of pattern of pregnancy
46	33441	L511.00	Maternal care for viable fetus in abdominal pregnancy
47	106957	9Nif.00	Did not attend pertussis vaccination in pregnancy
48	24603	L10y.00	Other haemorrhage in early pregnancy
49			
50			
51			
52			
53			
54			
55			
56			
57			
58			
59			
60			

1			
2			
3			
4	47608	L177.00	Infections of bladder in pregnancy
5	63751	L16A300	Glycosuria during pregnancy - not delivered
6	15418	L166300	Genitourinary tract infection in pregnancy - not delivered
7	59313	Z22BA00	Contin pregnancy after intrauterine death of sibling fetus
8	69722	ZV23z00	[V]Unspecified high-risk pregnancy
9	14842	6217	Pregnant - unplanned - wanted
10	42614	Z22..00	Pregnancy observations
11	53490	L178.00	Infections of urethra in pregnancy
12	43344	ZV61800	[V]Illegitimate pregnancy
13	10173	Z23D200	Pregnant abdomen observation
14	52685	ZV23000	[V]Pregnancy with history of infertility
15	50512	L031z00	Tubal pregnancy NOS
16	49502	L228.00	Multiple pregnancy with malpresentation
17	50058	13SZ.00	Pregnancy benefit NOS
18	69011	L132000	Late pregnancy vomiting unspecified
19	10185	L13..00	Excessive pregnancy vomiting
20	10184	67A3.00	Pregnancy smoking advice
21	97349	L121300	Renal hypertension in preg/childbirth/puerp - not delivered
22	101518	L132z00	Late pregnancy vomiting NOS
23	71730	L123300	Transient hypertension of pregnancy - not delivered
24	31162	L165.00	Asymptomatic bacteriuria in pregnancy
25	52048	Z22AB11	Accidental pregnancy
26	54938	L162000	Unspecified renal disease in pregnancy unspecified
27	62358	L167000	Liver disorder in pregnancy unspecified
28	110888	67lt.00	Advice on risk harm to mother from maternl medictn dur preg
29	38771	Lyu2200	[X]Other venous complications in pregnancy
30	15634	L166z00	Genitourinary tract infection in pregnancy NOS
31	43000	L16D.00	Excessive weight gain in pregnancy
32	14651	13H8.00	Illegitimate pregnancy
33	108236	621D.00	Concealed pregnancy
34	15033	ZV61900	[V]Other unwanted pregnancy
35	67164	L18z300	Medical condition NOS in pregnancy - baby not yet delivered
36	93303	ZV22400	[V]Supervision of other normal pregnancy
37	6184	ZV22.00	[V]Normal pregnancy
38	48281	Z22D200	Non-viable pregnancy
39	29746	8B75.00	Vitamin supplement - pregnancy
40	16611	ZV22300	[V]Pregnant state, incidental
41	1130	L210.00	Twin pregnancy
42	52221	L03y000	Cervical pregnancy
43	59650	Z235300	Transversely enlarged pregnant abdomen
44	69327	L10yz00	Other haemorrhage in early pregnancy NOS
45	51956	L212200	Quadruplet pregnancy with antenatal problem
46	10306	Z22C314	Weeks pregnant
47	45965	Z22C311	Pregnancy duration
48	26055	L263A00	Maternal care for fetal bradycardia during pregnancy
49			
50			
51			
52			
53			
54			
55			
56			
57			
58			
59			
60			

1			
2			
3			
4	61301	L10y000	Other haemorrhage in early pregnancy unspecified
5	10261	L2...00	Risk factors in pregnancy
6	106268	8IEc.00	Pertussis vaccination in pregnancy declined
7	24944	L163300	Pregnancy care of habitual aborter
8			
9	20118	62O..12	Static weight gain pregnancy
10	58142	L16A000	Glycosuria during pregnancy unspecified
11	61835	L161z00	Oedema or excessive weight gain in pregnancy NOS
12	23995	L15..11	Post-term pregnancy
13			
14	35646	L123z00	Transient hypertension of pregnancy NOS
15	93895	Z22B500	Quintuplet pregnancy
16	65256	L164.00	Peripheral neuritis in pregnancy
17			
18	67975	L166.00	Genitourinary tract infections in pregnancy
19	36006	L16z.00	Pregnancy complication NOS
20	61466	Z22A211	HRP - High risk pregnancy
21	26866	L2y..00	Other specified risk factors in pregnancy
22			
23	35855	L15z.00	Prolonged pregnancy NOS
24	2937	L175.11	Rubella contact in pregnancy
25	50421	Z22A900	Unwanted pregnancy
26			
27	37048	6282	A/N care:10yrs+since last preg
28	49193	67A7.11	Care of teeth advice -in preg.
29	11986	7E13300	Excision of ruptured ectopic tubal pregnancy
30	97034	67AE.00	Folic acid advice in first trimester of pregnancy
31			
32	106737	9mK2.00	Pertussis vaccination in pregnancy invitation third letter
33	102362	389B.00	Assessment for termination of pregnancy
34	55618	ZV23600	[V]Supervise/pregnancy wth history insufficient antenatal care
35			
36	37038	Z23D100	Girth of pregnant abdomen
37	29631	6222	Antenatal care: 2nd pregnancy
38	65555	L132.00	Late vomiting of pregnancy
39	107698	Z236300	Pregnant uterus displaced laterally
40			
41	4536	621..11	Pregnancy confirmed
42	111540	L415500	Other phlebitis in pregnancy
43	32493	Z22AD00	Presentation of pregnancy
44	44729	L031000	Fallopian tube pregnancy
45	43140	67A2.00	Diet in pregnancy advice
46	91888	L181300	Thyroid dysfunction in pregnancy - baby not yet delivered
47	12837	7F2B100	Ultrasound monitoring of early pregnancy
48			
49	30351	67A6.00	Drugs in pregnancy advice
50			
51	15567	6218	Pregnant -unplanned-not wanted
52	33724	L03z.00	Ectopic pregnancy NOS
53			
54	100892	Lyu2400	[X]Other+unspcf genitourinary tract infection in pregnancy
55	127	62...00	Patient pregnant
56	13672	8HHf.00	Refer to early pregnancy unit
57	32073	L0...00	Pregnancy with abortive outcome
58	64292	L16y300	Other pregnancy complication - not delivered
59			
60	106425	62NL.00	Antenatal 31 week examination

1			
2			
3			
4	109543	L332200	Cord tangled with compression with antenatal problem
5	102300	Lyu2A00	[X]Abnormal finding on antenatal screening of mother
6	111263	L230200	Disproportion - major pelvic abnormality with antenatal prob
7	55111	6B22.00	Sure Start antenatal visit
8	13418	62W..00	Antenatal blood tests
9	61533	L270200	Polyhydramnios with antenatal problem
10	14085	62GB.00	Antenatal ultrasounds scan at 4-8 weeks
11	42326	62KZ.00	Antenatal syphilis screen NOS
12	18536	62b..00	Antenatal HIV screening
13	99475	68b5.00	Antenatal screening result pending
14	13168	62NZ.00	Antenatal examination NOS
15	63448	Z675.00	Antenatal class
16	100596	68b3.00	Antenatal screening shows significant disorder
17	67926	ZV28z00	[V]Unspecified antenatal screening
18	16613	584C.00	Antenatal ultrasound result received
19	23667	L413.00	Antenatal deep vein thrombosis
20	53683	L452300	Obstetric nonpurulent mastitis with antenatal complication
21	104764	L236200	Hydrocephalic disproportion with antenatal problem
22	56967	9NV1.00	Antenatal clinic
23	13417	62K..00	Antenatal syphilis screen
24	108099	L39z300	Complications of labour and delivery NOS with antenatal prob
25	70096	L224200	Transverse lie with antenatal problem
26	104359	ZVu2600	[X]Other antenatal screening based on amniocentesis
27	294	62...11	Antenatal care
28	104178	Lyu2600	[X]Other abnormal findings on antenatal screening of mother
29	27056	62GD.00	Antenatal ultrasound scan at 17-22 weeks
30	98481	68b4.00	Repeat antenatal screening required
31	14084	62GC.00	Antenatal ultrasound scan at 9-16 weeks
32	28732	62c..00	Antenatal screening
33	6095	9N1N.00	Seen in antenatal clinic
34	99849	68bA.00	Antenatal screening, at risk couple identified
35	21957	62I..11	AFP test - antenatal
36	73765	L311200	Secondary uterine inertia with antenatal problem
37	102246	L265200	Small-for-dates with antenatal problem
38	73191	L226200	Brow presentation with antenatal problem
39	69254	L264200	Intrauterine death with antenatal problem
40	104766	L30z200	Obstructed labour NOS with antenatal problem
41	109071	38B6.00	Antenatal risk assessment
42	7845	Z212.00	Antenatal care
43	30378	L244312	Rectocele complicating antenatal care - baby not delivered
44	101938	L390300	Maternal distress with antenatal problem
45	90277	L350200	Rupture of uterus before labour with antenatal problem
46	97259	68b6.00	Antenatal screening declined
47	111183	8IHD.00	Health visitor antenatal visit declined
48	106588	62NJ.00	Antenatal 22 week examination
49			
50			
51			
52			
53			
54			
55			
56			
57			
58			
59			
60			

1			
2			
3			
4	30801	62OZ.00	Misc. antenatal data NOS
5	49665	ZV28600	[V]Antenatal screening for chromosomal anomalies
6	21543	622..00	Antenatal care: gravida No.
7	109313	9Nil.00	Did not attend antenatal appointment
8	102755	8CEM.00	Downs syndrome antenatal screening information leaflet given
9	37985	L2AX.00	Abnormal finding on antenatal screening of mother
10	91272	L440300	Puerperal cerebrovascular disorder with antenatal comp
11	99286	L28y200	Other amniotic/membrane problem with antenatal problem
12	99479	L267200	Other placental conditions with antenatal problem
13	10056	62N..00	Antenatal examinations
14	44401	L305200	Shoulder dystocia with antenatal problem
15	35484	679E.00	Antenatal education
16	103512	L330200	Prolapse of cord with antenatal problem
17	99939	L33y200	Other umbilical cord complications with antenatal problem
18	101354	L244311	Cystocele complicating antenatal care - baby not delivered
19	39611	62GE.00	Antenatal ultrasound scan at 22-40 weeks
20	40597	ZV28y00	[V]Other specified antenatal screening
21	70046	L2A4.00	Abnormal radiological finding on antenatal screen of mother
22	105047	L2A2.00	Abnormal cytological finding on antenatal screen of mother
23	96678	L33z200	Umbilical cord complications NOS with antenatal problem
24	15685	L2A..00	Abnormal findings on antenatal screening of mother
25	2029	62G..00	Antenatal ultrasound scan
26	103787	1514100	Estimated date of delivery by antenatal ultrasound scan
27	31570	6224	Antenatal care: multip
28	97391	L281200	Premature rupture of membranes with antenatal problem
29	65725	L413000	Antenatal deep vein thrombosis unspecified
30	13819	62F..00	Antenatal amniocentesis
31	107186	L266200	Large-for-dates with antenatal problem
32	16750	6221	Antenatal care: primigravida
33	71851	L229200	Prolapsed arm with antenatal problem
34	105865	67AJ.00	Provision of information about antenatal screening
35	109043	9NFV.00	Health visitor antenatal visit
36	47928	L280200	Oligohydramnios with antenatal problem
37	6298	ZV28.00	[V]Antenatal screening
38	45032	62O..00	Misc. antenatal data
39	66496	L222200	Breech presentation with antenatal problem
40	444	8HT9.00	Referral to antenatal clinic
41	14083	62GZ.00	Antenatal ultrasound scan NOS
42	13419	62L..00	Antenatal blood group screen
43	42120	L2A0.00	Abnormal haematologic find on antenatal screening of mother
44	13416	62M..00	Antenatal sickle cell screen
45	69788	L260200	Fetal-maternal haemorrhage with antenatal problem
46	73734	ZVu2900	[X]Other antenatal screening
47	95107	L312200	Other uterine inertia with antenatal problem
48	103677	Eu32B00	[X]Antenatal depression
49			
50			
51			
52			
53			
54			
55			
56			
57			
58			
59			
60			

1			
2			
3	106923	62NK.00	Antenatal 25 week examination
4	108811	L245300	Cervical incompetence with antenatal problem
5	73407	L261200	Rhesus isoimmunisation with antenatal problem
6	101980	65QG.00	Antenatal screening shows non sig haemoglobinopathy carrier
7	44828	L263200	Fetal distress with antenatal problem
8	45091	62Y..00	Routine antenatal care
9	71862	L323200	Delayed delivery second twin with antenatal problem
10	71794	L307200	Other failed trial of labour with antenatal problem
11	51432	62FZ.00	Antenatal amniocentesis NOS
12	97523	68b..00	Antenatal screening status
13	28290	L2A3.00	Abnormal ultrasonic finding on antenatal screening of mother
14	36226	L2A1.00	Abnormal biochemical finding on antenatal screen of mother
15	100502	L413200	Antenatal deep vein thrombosis with antenatal complication
16	61203	L413z00	Antenatal deep vein thrombosis NOS
17	100578	L255200	Fetus with drug damage with antenatal problem
18	69072	L262200	Other blood-group isoimmunisation with antenatal problem
19	49617	622Z.00	Antenatal care: gravida NOS
20	26873	L413.11	DVT - deep venous thrombosis, antenatal
21	33009	6254	A/N care: H/O child abuse
22	29610	62NB.00	A/N 36 week examination
23	61162	L250200	Fetus with central nervous system malformation + a/n problem
24	52044	6252	A/N care: poor A/N attender
25	35513	6284	A/N care: primip. > 30 years
26	26695	625Z.00	A/N care: social risk NOS
27	55605	62NH.00	A/N 42 week examination
28	30797	6233	A/N care: grand multip
29	23013	6231	A/N care: uncertain dates
30	36516	62F4.00	A/N amniocentesis wanted
31	37046	628Z.00	A/N risk NOS
32	107506	62H2.00	A/N Rh screen offered
33	25331	62O6.11	Vaginal 'show' - A/N
34	64537	62GA.00	A/N U/S scan for slow growth
35	13821	62F6.00	A/N amniocentesis - normal
36	19772	62F3.00	A/N amniocentesis - not wanted
37	70840	L240311	Bicornuate uterus complicating a/n care, baby not delivered
38	33287	62F1.00	A/N amniocentesis -not offered
39	13171	62N8.00	A/N 32 week examination
40	52049	62G3.00	A/N U/S scan not wanted
41	33008	6285	A/N care: multip. > 35 years
42	26696	6253	A/N care: late booker
43	24219	62A..00	A/N care provider
44	13308	625..00	A/N care: social risk
45	26692	6236	A/N care: poor obstetr history
46	37222	62G1.00	A/N U/S scan not offered
47	25391	62I..12	Alpha-feto protein test - A/N
48			
49			
50			
51			
52			
53			
54			
55			
56			
57			
58			
59			
60			

1			
2			
3			
4	35512	6281	A/N care: under 5ft tall
5	31251	627..00	A/N care: gynae. risk
6	26551	62NE.00	A/N 39 week examination
7	68089	62HZ.00	A/N Rh antibody screen NOS
8	26691	6235	A/N care: H/O perinatal death
9	35826	62G6.00	A/N U/S scan normal += dates
10	30885	62G4.00	A/N U/S scan wanted
11	70289	62F9.00	A/N amnio. for ? neural tube
12	26693	626..00	A/N care: medical risk
13	73099	L246311	Polyp of cervix complicating a/n care- baby not delivered
14	20401	L241311	Uterine fibroid complicating a/n care, baby not delivered
15	65450	62F2.00	A/N amniocentesis - offered
16	24236	62AZ.00	A/N care provider NOS
17	26553	62ND.00	A/N 38 week examination
18	102160	L283200	Prolonged artificial rupture of membranes with a/n problem
19	64141	62K2.00	A/N syphilis screen-blood sent
20	26550	62A2.00	A/N care from consultant
21	89025	L237200	Other fetal abnormality causing disproportion with a/n prob
22	102099	62MZ.00	A/N sickle cell screen NOS
23	47415	62G5.00	A/N U/S scan awaited
24	13415	62A4.00	A/N care midwifery led
25	54734	L28z200	Amniotic cavity and membrane problem NOS with a/n problem
26	14086	62G8.00	A/N U/S scan abnormal
27	37221	62G7.00	A/N U/S scan normal +? dates
28	66608	L241300	Tumour of uterine body complicating a/n care, baby not deliv
29	71797	L248300	Vulval abn complicating a/n care - baby not yet delivered
30	37029	62NG.00	A/N 41 week examination
31	29727	62NA.00	A/N 35 week examination
32	108885	62L1.00	A/N blood gp screen not done
33	39172	62L2.00	A/N blood group screen done
34	38165	6237	A/N care: H/O trophoblast.dis.
35	35511	6234	A/N care: H/O stillbirth
36	26875	6232	A/N care: recurrent aborter
37	9546	623..00	A/N care: obstetric risk
38	73120	L247300	Vaginal abnormality complicating a/n care-baby not delivered
39	24214	62A1.00	A/N care from G.P.
40	13169	62N5.00	A/N 24 week examination
41	29627	62N7.00	A/N 30 week examination
42	3517	62N1.00	A/N booking examination
43	62147	62F8.00	A/N amnio. for ? chrom.abnorm.
44	37047	6242	A/N care: H/O infertility
45	27057	62G9.00	A/N U/S scan for ? abnormality
46	70616	62M2.00	A/N sickle cell screen done
47	29059	62A3.00	A/N - shared care
48	108867	62M1.00	A/N sickle screen not done
49			
50			
51			
52			
53			
54			
55			
56			
57			
58			
59			
60			

1			
2			
3	12260	62H..00	A/N Rh antibody screen
4	41955	62F5.00	A/N amniocentesis - awaited
5	13166	62N3.00	A/N 16 week examination
6	35510	6241	A/N care: elderly primip.
7	26552	62NC.00	A/N 37 week examination
8	29280	62NF.00	A/N 40 week examination
9	3786	628..00	A/N care: risk NOS
10	39728	62O..11	Fetal maturity - A/N
11	13822	62F7.00	A/N amniocentesis - abnormal
12	71912	62H1.00	A/N Rh screen not offered
13	26694	6251	A/N care: poor home conditions
14	70186	62LZ.00	A/N blood group screen NOS
15	26690	623Z.00	A/N care: obstetric risk NOS
16	98957	L240300	Cong abnorm uterus complicating a/n care, baby not delivered
17	13170	62N9.00	A/N 34 week examination
18	109166	62K1.00	A/N syphilis screen not done
19	13167	62N2.00	A/N 12 weeks examination
20	37220	62G2.00	A/N U/S scan offered
21	29364	62N4.00	A/N 20 week examination
22	26554	62N6.00	A/N 28 week examination
23	31250	6283	A/N care: primip. < 17 years
24	30209	ZV27000	[V]Single live birth
25	20573	Q48D000	[X]Fresh stillbirth
26	11966	ZV27.11	[V]Live birth
27	8906	ZV27.12	[V]Stillbirth
28	41253	7F...11	Childbirth operations
29	10719	6331	Single live birth
30	28726	7F19100	Water birth delivery
31	58978	Q20y.00	Other specified birth trauma
32	37884	Z254D00	Face to pubes birth
33	72025	ZV3zz00	[V]Unspecified birth, NOS
34	8776	Q48D.00	[X] Stillbirth
35	5253	633a.00	Birth of child
36	31203	6332	Single stillbirth
37	13287	633..11	Livebirth
38	17354	633..13	Triplet birth
39	1825	633..14	Twin birth
40	1214	6311	Home birth
41	2353	63E2.00	Normal birth
42	974	Q4z..15	Stillbirth NEC
43	110211	633C.00	Intrapartum stillbirth
44	70813	ZV27500	[V]Other multiple birth, all live born
45	37878	Z254E11	Multiple birth delivery
46	42324	L34z.00	Vulval/perineal trauma during delivery NOS
47	55124	L39yz00	Other complications of labour and delivery NOS
48			
49			
50			
51			
52			
53			
54			
55			
56			
57			
58			
59			
60			

27351	Q036.00	Fetus or neonate affected by precipitate delivery
43918	L340400	Fourchette tear during delivery
33915	L213.00	Multiple delivery
5213	7F16400	Low forceps cephalic delivery
25223	L396.00	Vacuum extractor delivery
57957	7F1Ay00	Other specified other method of delivery
7670	L398z00	Caesarean delivery NOS
24243	L263400	Labour and delivery complic by meconium in amniotic fluid
15828	14Y4.00	Born by breech delivery
69780	Lyu5100	[X]Other and unspecified forceps delivery
62862	L342200	Third degree perineal tear during delivery with p/n problem
68752	Z253300	Normal rate of delivery
33773	7F19y00	Other specified normal delivery
30775	62B8.00	Midwife unit delivery booking
6452	L395.00	Forceps delivery
239	L20..11	Spontaneous vaginal delivery
95858	L34y100	Other vulval/perineal trauma during delivery- delivered
29070	7F15000	Spontaneous breech delivery
19605	L341z00	Second degree perineal tear during delivery NOS
57945	7F17200	Vacuum delivery before full dilation of cervix
72022	L343000	Fourth degree perineal tear during delivery, unspecified
19607	L344000	Unspecified perineal laceration during delivery, unspecified
3365	L142.11	Premature delivery
27914	62V..00	Delivery place planned
90885	Lyu4900	[X]Labour+delivery complicated by other cord entanglement
56310	Z25..00	Delivery observations
12052	Z257.00	Delivery normal
11532	7F14.00	Breech extraction delivery
13164	62BZ.00	Delivery booking - place NOS
61212	L34y.00	Other vulval and perineal trauma during delivery
61077	7F16200	Mid forceps cephalic delivery with rotation
5866	7F1..00	Induction and delivery operations
65940	7F16500	Trial of forceps delivery
19608	L340z00	First degree perineal tear during delivery NOS
52875	L398000	Caesarean delivery unspecified
83535	Lyu5000	[X]Other single spontaneous delivery
47625	Z22C200	Estimated date of delivery from last normal period
17744	7F13100	Lower uterine segment caesarean delivery NEC
15073	7F13y00	Other specified other caesarean delivery
9800	L398300	Delivery by elective caesarean section
37699	L396z00	Vacuum extractor delivery NOS
72021	L343100	Fourth degree perineal tear during delivery - delivered
107136	Q031.11	Fetus affected by malpresentation during delivery
17684	L395.11	Keilland's forceps delivery
20425	L395.12	Neville - Barnes forceps delivery

1			
2			
3			
4	4780	L20..00	Normal delivery in a completely normal case
5	5868	Ly0..00	Spontaneous vertex delivery
6	106113	Lyu5800	[X]Multiple delivery, unspecified
7	62406	L323000	Delayed delivery second twin unspecified
8	61540	Z212100	Delivery place planned
9	47157	L34zz00	Vulval/perineal trauma during delivery NOS
10	58176	62C2.00	Full stay delivery booking
11	32283	Z212200	Home delivery planned
12	106808	L34z200	Vulval/perineal trauma during delivery NOS with p/n problem
13	740	7F12.00	Elective caesarean delivery
14	111579	Z263300	Condition of membranes at delivery
15	34102	Z262700	Incomplete placenta at delivery
16	21554	7F16900	Kielland forceps cephalic delivery with rotation
17	31254	L340100	First degree perineal tear during delivery - delivered
18	23394	7F16300	Mid forceps cephalic delivery NEC
19	54591	7F14z00	Breech extraction delivery NOS
20	3085	7F12z00	Elective caesarean delivery NOS
21	22491	Ly1..00	Spontaneous breech delivery
22	19609	L340600	Vaginal tear during delivery
23	39168	L342100	Third degree perineal tear during delivery - delivered
24	44235	L296.00	Vaginal delivery following previous caesarean section
25	40706	L344z00	Unspecified perineal laceration during delivery NOS
26	27993	62V0.00	Home delivery planned
27	58721	L20z.00	Normal delivery in completely normal case NOS
28	33477	L398100	Caesarean delivery - delivered
29	27963	L323.00	Delayed delivery of second twin, triplet etc
30	37509	7F1A300	Drainage of hydrocephalus of fetus to facilitate delivery
31	30806	L34yz00	Other vulval/perineal trauma during delivery NOS
32	30373	Z22C100	Estimated date of delivery from last period
33	42572	L323100	Delayed delivery second twin - delivered
34	15514	7F13000	Upper uterine segment caesarean delivery NEC
35	47546	7F12y00	Other specified elective caesarean delivery
36	86399	7F17y00	Other specified vacuum delivery
37	13352	L34..00	Trauma to perineum and vulva during delivery
38	49446	L396100	Vacuum extractor delivery - delivered
39	15256	L344.00	Unspecified perineal laceration during delivery
40	37054	L341100	Second degree perineal tear during delivery - delivered
41	3108	7F1B000	Episiotomy to facilitate delivery
42	47863	Lyu5200	[X]Other single delivery by caesarean section
43	9160	Z257100	Spontaneous vertex delivery
44	58844	L396000	Vacuum extractor delivery unspecified
45	57488	L34z100	Vulval/perineal trauma during delivery NOS - delivered
46	27731	L345.12	Vulval and perineal haematoma during delivery
47	104872	L143100	Premature labour with premature delivery
48	42275	L395300	Mid-cavity forceps delivery
49			
50			
51			
52			
53			
54			
55			
56			
57			
58			
59			
60			

1			
2			
3			
4	40876	L342z00	Third degree perineal tear during delivery NOS
5	93273	L39z100	Complications of labour and delivery NOS - delivered
6	42755	L387.00	Spinal/epidural ansth-induced headache dur labour/delivery
7	57789	L395400	Delivery by combination of forceps and vacuum extractor
8			
9	19603	L340000	First degree perineal tear during delivery, unspecified
10	4786	L213200	Multiple delivery, all by caesarean section
11	20002	7F16000	High forceps cephalic delivery with rotation
12	66501	L39zz00	Complications of labour and delivery NOS
13	34333	Z262711	Incomplete delivery of placenta
14	19602	L341000	Second degree perineal tear during delivery, unspecified
15	39866	7F1A200	Cleidotomy of fetus to facilitate delivery
16			
17	30805	L34y000	Other vulval/perineal trauma during delivery, unspecified
18	11530	Z254900	Vaginal delivery
19			
20	67489	L34z000	Vulval/perineal trauma during delivery NOS unspec
21	4638	7F13.00	Other caesarean delivery
22	40744	Z254A00	Abnormal delivery
23			
24	25157	L142100	Early onset of delivery - delivered
25	17704	L395.13	Simpson's forceps delivery
26			
27	39573	Z265900	Umbilical cord not around baby's neck at delivery
28	5033	7F16100	High forceps cephalic delivery NEC
29	26549	62B1.00	Delivery: no place booked
30	50293	7F1z.00	Induction and delivery operations NOS
31			
32	67862	L39..00	Other complications of labour and delivery NEC
33	63277	L393.00	Acute renal failure following labour and delivery
34	32380	L34..12	Vulval delivery trauma
35			
36	23866	7F1B100	Symphysiotomy to facilitate delivery
37	618	L398400	Delivery by emergency caesarean section
38	66315	Lyu5500	[X]Other specified assisted single delivery
39	23791	L38A.00	Failed or difficult intubation during labour and delivery
40	99608	7F1Bz00	Other operation to facilitate delivery NOS
41			
42	98749	7F1B400	Incision of cervix to facilitate delivery
43	30274	L395200	Low forceps delivery
44			
45	35190	7F13z00	Other caesarean delivery NOS
46	40710	L395z00	Forceps delivery NOS
47	26712	L340300	Labial tear during delivery
48	62789	Q031.00	Fetus/neonate affected by malposition/disproportion-delivery
49	2624	Q033.00	Fetus or neonate affected by vacuum extraction delivery
50			
51	19599	L340.00	First degree perineal tear during delivery
52	11650	L342.00	Third degree perineal tear during delivery
53			
54	51736	7F17100	Low vacuum delivery
55	36703	L345.00	Vulval and perineal haematoma during delivery
56	2458	7F17.00	Vacuum delivery
57			
58	22975	62B3.00	G.P. unit delivery booking
59	32988	62B5.00	Private home delivery booking
60	49485	L263600	Labour+delivery complicatd by biochem evidence/fetal stress

1			
2			
3			
4	5522	L3z..00	Complications of labour and delivery NOS
5	103319	Lyu4.00	[X]Complications of labour and delivery
6	14789	Q030.11	Fetus affected by breech delivery
7	34411	Z254300	Delivered by mid-cavity forceps delivery
8	48230	Z254800	Deliveries by spontaneous breech delivery
9	36137	L142z00	Early onset of delivery NOS
10	59941	L142000	Early onset of delivery unspecified
11	20738	7F19000	Manually assisted vaginal delivery
12	34628	7F16600	Failed forceps delivery
13	33480	7F16y00	Other specified forceps cephalic delivery
14	37245	L345000	Vulval and perineal haematoma during delivery, unspecified
15	43959	633Z.00	Outcome of delivery NOS
16	70615	L345z00	Vulval and perineal haematoma during delivery NOS
17	60953	Z253211	Precipitate delivery
18	53572	L3y..00	Other specified complications of labour or delivery
19	9668	7F12100	Elective lower uterine segment caesarean delivery
20	9791	Z257.15	ND - Normal delivery
21	9625	L263300	Labour and delivery complicated by fetal heart rate anomaly
22	28861	L398500	Delivery by caesarean hysterectomy
23	49733	L388.00	Cardiac comps of anaesthesia during labour and delivery
24	15480	14Y3.00	Born by normal vaginal delivery
25	98059	Lyu5400	[X]Other manipulation-assisted delivery
26	69971	Z253100	Slow rate of delivery
27	61226	ZV27y00	[V]Other specified outcome of delivery
28	105276	7F14000	Breech extraction delivery with version
29	103890	1514000	Estimated date of delivery from last period
30	101229	Z255A00	Observation of delivery push in labour
31	50675	L395100	Forceps delivery - delivered
32	44472	L39y.00	Other complications of labour and delivery
33	48742	Z254C00	Face delivery
34	33884	L213000	Multiple delivery, all spontaneous
35	14892	7F17z00	Vacuum delivery NOS
36	64464	7F15z00	Other breech delivery NOS
37	13163	62B..00	Delivery booking place
38	105419	7F17000	High vacuum delivery
39	8879	1514.12	Estimated date of delivery
40	720	L398.00	Caesarean delivery
41	29885	L3...00	Complications occurring during labour and delivery
42	14727	14Y1.00	Born by forceps delivery
43	15675	14Y5.00	Born by ventouse delivery
44	167	7F19.00	Normal delivery
45	32991	62C1.00	Short stay delivery booking
46	688	7F17.11	Ventouse delivery
47	463	L222.12	Breech delivery
48	6141	L396.11	Ventouse delivery
49			
50			
51			
52			
53			
54			
55			
56			
57			
58			
59			
60			

1			
2			
3			
4	28903	Z254200	Delivered by low forceps delivery
5	100597	L39y100	Other complications of labour and delivery - delivered
6	12014	ZV27.00	[V]Outcome of delivery
7	61259	7F12000	Elective upper uterine segment caesarean delivery
8			
9	105032	L143000	Premature labour without delivery
10	42885	Z254.00	Observation of pattern of delivery
11	107557	63D7.00	Complete placenta at delivery
12	37254	Q030.00	Fetus or neonate affected by breech delivery and extraction
13	3078	Q032.00	Fetus or neonate affected by forceps delivery
14	19600	L341.00	Second degree perineal tear during delivery
15	39576	L343.00	Fourth degree perineal tear during delivery
16			
17	31280	L340500	Vulval tear during delivery
18	25545	Z212300	Delivery place booked
19			
20	70242	7F16700	Barton forceps cephalic delivery with rotation
21	71057	L345100	Vulval and perineal haematoma during delivery - delivered
22	1279	7F16.00	Forceps cephalic delivery
23			
24	22976	62B2.00	Home delivery booked
25	41414	62B6.00	Delivery booking place changed
26			
27	104873	L143.00	Premature labour and delivery
28	50847	L398600	Caesarean delivery following previous Caesarean delivery
29	18287	7F22500	Normal delivery of placenta
30	19604	L342000	Third degree perineal tear during delivery, unspecified
31			
32	2943	L222.11	Assisted breech delivery
33	96089	Z253200	Rapid rate of delivery
34	8967	7F19z00	Normal delivery NOS
35			
36	51065	62CZ.00	Delivery booking - stay NOS
37	33378	7F15.00	Other breech delivery
38	53937	L395000	Forceps delivery unspecified
39	90497	L39z400	Complications of labour and delivery NOS with p/n problem
40	23994	7F15100	Assisted breech delivery
41			
42	60256	Z254B00	Brow delivery
43	60538	L213100	Multiple delivery, all by forceps and vacuum extractor
44	15926	7F15y00	Other specified other breech delivery
45	95780	Z262600	Complete placenta at delivery
46	65702	L38..00	Complications of anaesthesia during labour and delivery
47	14686	7F16z00	Forceps cephalic delivery NOS
48			
49	67052	L344100	Unspecified perineal laceration during delivery - delivered
50	15167	L142.00	Early onset of delivery
51	11194	Z257.12	Spontaneous vaginal delivery
52			
53	25681	Z257.13	SVD - Spontaneous vaginal delivery
54	9383	Z257.11	Normal delivery
55	17492	Z257.14	FTND - Full term normal delivery
56			
57	31780	L222.13	Spontaneous breech delivery
58	22498	Z253.12	Rate of delivery
59			
60	52151	Lyu4800	[X]Labour+delivery complicat/oth evidence of fetal distress

1			
2			
3			
4			
5			
6			
7			
8			
9			
10			
11			
12			
13			
14			
15			
16			
17			
18			
19			
20			
21			
22			
23			
24			
25			
26			
27			
28			
29			
30			
31			
32			
33			
34			
35			
36			
37			
38			
39			
40			
41			
42			
43			
44			
45			
46			
47			
48			
49			
50			
51			
52			
53			
54			
55			
56			
57			
58			
59			
60			
	39319	8HE7.00	Discharged from hospital within 6 hours of delivery
	73048	7F14y00	Other specified breech extraction delivery
	109452	7F1By00	Other specified other operation to facilitate delivery
	69920	L39z.00	Complications of labour and delivery NOS
	57652	L343z00	Fourth degree perineal tear during delivery NOS
	53100	7F20z00	Instrumental removal products of concep delivered uterus NOS
	41494	7F21z00	Manual removal products of conception delivered uterus NOS
	27800	L124300	Mild or unspecified pre-eclampsia - not delivered
	41588	L112200	Placental abruption - not delivered
	3364	L126300	Eclampsia - not delivered
	65759	L244300	Other uterine/pelvic floor abnormal - baby not yet delivered
	62880	L110200	Placenta praevia without haemorrhage - not delivered
	69002	L11y200	Other antepartum haemorrhage - not delivered
	67447	L125300	Severe pre-eclampsia - not delivered
	64752	L111200	Placenta praevia with haemorrhage - not delivered
	53160	L127300	Pre-eclampsia or eclampsia with hypertension - not delivered
	31617	L130200	Mild hyperemesis-not delivered
	57852	L100200	Threatened abortion - not delivered
	64298	L141100	Other threatened labour - not delivered
	54082	L169300	Herpes gestationis - not delivered
	48830	L140100	Threatened premature labour - not delivered
	54576	Z252.00	Mother not delivered
	2549	L222.00	Breech presentation
	13288	2722	O/E - breech presentation
	46298	L222z00	Breech presentation NOS
	55359	Q017100	Fetus/neonate affected by breech presentation before labour
	56867	L300300	Obstructed labour due to breech presentation
	66786	L397z00	Breech extraction NOS
	48516	Z254400	Deliveries by breech extraction
	4955	L397.00	Breech extraction
	66106	L397000	Breech extraction unspecified
	15610	7F06300	External version of breech
	1534	7F14100	Forceps to aftercoming head (breech)
	66307	L222000	Breech presentation unspecified
	16097	Q214z00	Liveborn with unspecified fetal distress NOS
	33258	L512.00	Maternal care for diminished fetal movements
	67883	L514.00	Maternal care for poor fetal growth
	50733	L263.12	Fetal bradycardia
	23009	Q213.11	Fetal distress in labour - liveborn
	48463	Q410.00	Fetal blood loss
	23565	L25..00	Known or suspected fetal abnormality
	43428	ZV28400	[V]Screening for fetal growth retardation using ultrasonics
	5479	Q212.00	Liveborn with prelabour fetal distress
	106201	Qyu5400	[X]Other specified fetal and neonatal haemorrhages
	31481	7F04300	Electrode applied to fetal scalp

1			
2			
3			
4	107512	Q102.11	Fetal malnutrition without mention of 'light for dates'
5	96711	Q408200	Escherichia coli intra-amniotic fetal infection
6	98261	7F27y00	OS non routine obstetric scan for fetal observations
7	43893	Q470.00	Idiopathic hydrops fetalis
8	19590	62O1.00	Fetal movements felt
9	48576	L22y.00	Other fetal malposition and malpresentation
10	64959	7F01100	Fetoscopic examination of fetus and sampling of fetal blood
11	36640	L265300	Maternal care for poor fetal growth
12	59566	Q41yz00	Fetal or newborn haemorrhage NOS
13	72837	2763	O/E - fetal heart 40-80
14	62654	4H72.00	Amniotic fetal cell abnormal
15	28977	L237.00	Other fetal abnormality causing disproportion
16	46514	L263700	Maternal care for fetal hypoxia
17	60301	7P0H500	Fetal echocardiography
18	27801	2755	O/E - fetal movement diminished
19	67438	Q40y000	Intrauterine fetal sepsis, unspecified
20	63905	Lyu3A00	[X]Maternal care/known or suspected fetal problem,unspecified
21	46784	Q023200	Fetus/neonate affected by materno-fetal transplacental trans
22	50281	Q213z00	Liveborn with labour fetal distress NOS
23	25153	2753	O/E - fetal movements felt
24	103893	7F27400	Fetal ascites scan
25	66619	Q023011	Fetus/neonate affected by feto-fetal transplacental transfus
26	101225	BBK3400	[M]Fetal rhabdomyoma
27	104765	Q102.00	Fetal malnutrition, no mention light or small for gest age
28	96669	L22z.00	Fetal malposition and malpresentation NOS
29	55071	Z271C00	Fetal heart baseline pattern
30	22815	275..00	O/E - fetal movements
31	69819	274Z.00	O/E - fetal station NOS
32	56744	Q10..11	Fetal malnutrition
33	9164	584..11	Fetal U-S scan
34	66175	Q45z.00	Fetal or newborn blood disorder NOS
35	102019	Q410600	Fetal haemorrhage into mother's circulation
36	104829	L260000	Fetal-maternal haemorrhage unspecified
37	97471	Q212z00	Liveborn with prelabour fetal distress NOS
38	100323	4H7..00	Amniotic fetal cell study
39	73393	4H71.00	Amniotic fetal cell study: NAD
40	53296	42YG.00	Fetal cell test
41	48798	Q45..00	Fetal and newborn blood disorders
42	21893	L510.00	Maternal care for hydrops fetalis
43	60774	Z271100	Fetal heart acceleration
44	62898	2768	O/E - fetal heart 180-200
45	95881	2762	O/E - fetal heart < 40
46	70856	2764	O/E - fetal heart 80-100
47	67186	272Z.00	O/E - fetal presentation NOS
48	38608	L250.11	Suspect fetal anencephaly
49			
50			
51			
52			
53			
54			
55			
56			
57			
58			
59			
60			

1			
2			
3	8846	L250.13	Suspect fetal spina bifida
4	55152	Q408.00	Intra-amniotic fetal infection
5	104218	L300000	Obstructed labour due to fetal malposition unspecified
6	99494	Q455000	Congenital anaemia from fetal blood loss
7	91908	7F27200	Fetal biometry
8	95754	Q408z00	Intra-amniotic fetal infection NOS
9	62629	Q41yy00	Other specified fetal or newborn haemorrhage
10	95064	Q41y.00	Other fetal and newborn haemorrhage
11	19575	Q10z.00	Fetal growth retardation NOS
12	31033	7F03100	Percutaneous insertion of fetal pleuroamniotic shunt
13	53241	Q214100	Liveborn with fetal hypoxia, unspecified
14	26707	2766	O/E - fetal heart 120-160
15	38846	Z271D00	Normal fetal heart baseline pattern
16	44071	Q479.00	Non-immune hydrops fetalis
17	64335	L263000	Fetal distress unspecified
18	23590	L300.00	Obstructed labour due to fetal malposition
19	102073	Q410z00	Fetal blood loss NOS
20	53687	2752	O/E - fetal movements seen
21	42093	5846	U-S scan - fetal maturity
22	3620	Q214.00	Liveborn with fetal distress, unspecified
23	63024	2726	O/E -fetal presentation unsure
24	104845	Q410700	Fetal exsanguination
25	59679	276Z.00	O/E - fetal heart NOS
26	100297	L22zz00	Fetal malposition and malpresentation NOS
27	34777	Q10..00	Slow fetal growth and fetal malnutrition
28	98499	L25z300	Maternal care for suspect fetal abnormal and damage, unspec
29	96222	L25z400	Maternal care for fetal abnormality and damage, unspecified
30	41908	Q3z..00	Fetal or newborn respiratory problems NOS
31	28184	Q436z00	Unspecified fetal or neonatal jaundice NOS
32	11589	7F25100	Fetal heart monitoring in labour
33	35680	Q423.00	Hydrops fetalis due to isoimmunisation
34	45439	Lyu3900	[X]Maternal care/oth spcf known or suspected fetal problems
35	12013	L268000	Reduced fetal movements
36	19581	Q436.00	Fetal and neonatal jaundice, unspecified
37	32184	L267500	Other fetal problems
38	68996	2765	O/E - fetal heart 100-120
39	62903	2767	O/E - fetal heart 160-180
40	70845	Z271E00	Sinusoidal pattern of fetal heart
41	52308	Q211.00	Fetal death due to labour anoxia
42	101119	2769	O/E - fetal heart > 200
43	27868	2761	O/E - fetal heart not heard
44	39218	5858200	Ultrasonic doppler for fetal heart sounds
45	2437	2751	O/E - no fetal movements
46	13276	L263.00	Fetal distress - affecting management
47	49294	L26..00	Other fetal and placental problems
48			
49			
50			
51			
52			
53			
54			
55			
56			
57			
58			
59			
60			

1			
2			
3			
4	41919	5849	U-S scan - fetal presentation
5	72159	5845	U-S scan - fetal cephalometry
6	91933	Q410000	Fetal blood loss, unspecified
7	85992	7F27.00	Non routine obstetric scan for fetal observations
8	95538	Z271B00	Poor baseline variability in fetal heart rate
9	36195	L268.00	Other fetal problems
10	8147	L264.11	Fetal death in utero
11	94785	9Nk3.00	Seen in fetal medicine clinic
12	91477	7F03300	Percutaneous insertion of fetal pleural drain
13	19720	7F25.11	Fetal monitoring
14	983	Q....11	Fetal and neonatal conditions
15	26710	272..00	O/E - fetal presentation
16	45963	5847	U-S scan - fetal abnormality
17	46413	L250.12	Suspect fetal hydrocephaly
18	48801	Q41..00	Fetal and neonatal haemorrhage
19	95875	7F27z00	Non routine obstetric scan for fetal observations NOS
20	39868	Q420.11	Erythroblastosis fetalis
21	50201	Q31..00	Other fetal and newborn respiratory conditions
22	55607	Z271900	Fetal heart rate variability
23	47149	Z271F00	Fetal heart deceleration
24	102894	L260z00	Fetal-maternal haemorrhage NOS
25	91773	Z271A00	Good baseline variability in fetal heart rate
26	46502	Q21..12	Labour fetal anoxia
27	46431	7F04100	Percutaneous sampling of fetal blood
28	9501	7F25000	Fetal heart monitoring NEC
29	19582	Q493.00	Persistent fetal circulation
30	7681	276..00	O/E - fetal heart heard
31	62316	L51..00	Maternal care for other known or suspected fetal problems
32	53420	L263.13	Fetal tachycardia
33	54004	7F03000	Percutaneous insertion of fetal vesicoamniotic shunt
34	34132	Q212.11	Fetal distress before labour - liveborn
35	42322	Q213.00	Liveborn with labour fetal distress
36	20320	Q210.00	Fetal death due to prelabour anoxia
37	107794	4H7Z.00	Amniotic fetal cell study NOS
38	106136	Q410200	Fetal placental blood loss
39	66335	L260.00	Fetal-maternal haemorrhage
40	53863	L263z00	Fetal distress NOS
41	41102	L263500	Lab+del comp fetal ht rate anom wth meconium in amnio fluid
42	35214	Z271912	FHRV - Fetal heart rate variability
43	26401	Q214.11	Fetal distress, unspecified when, liveborn
44	54687	L51X.00	Maternal care/known or suspected fetal problem,unspecifd
45	37752	62O3.00	Fetal maturity: dates = size
46	55493	62O2.00	Fetal movements seen
47	52857	275Z.00	O/E - fetal movements NOS
48	110134	Z271G00	Early fetal heart deceleration
49			
50			
51			
52			
53			
54			
55			
56			
57			
58			
59			
60			

1			
2			
3			
4	13299	Q42X.00	Hydrops fetalis due to other+unspcfd haemolytic disease
5	100342	PK81.00	Fetal hydantoin syndrome
6	50913	P7z..11	Fetal circulation
7	51372	Q311z11	Pneumonitis due to fetal aspiration
8	97985	Z271H00	Late fetal heart deceleration
9	95649	L263.11	Fetal acidosis
10	48784	62O4.00	Fetal maturity: dates not=size
11	66428	Q026.11	Fetus affected by cord problems
12	1017	Q034.00	Fetus or neonate affected by caesarean section
13	97885	7F01000	Fetoscopic examination of fetus and biopsy of fetus
14	47151	L220.00	Fetus - unstable lie
15	97186	7F03z00	Therapeutic percutaneous operation on fetus NOS
16	26685	Q035600	Fetus/neonate affected by other maternal opiates in lab/del
17	62776	Q037.11	Fetus or neonate affected by hypertonic labour
18	5538	Q024.00	Fetus or neonate affected by prolapsed cord
19	91659	Q022.00	Fetus/neonate affected by placental abnormality NEC
20	105625	Q027.00	Fetus or neonate affected by chorioamnionitis
21	72118	L257.00	Fetus with damage due to intra-uterine contraceptive device
22	52007	L255.00	Fetus with drug damage
23	73892	Q00z.00	Fetus or neonate affected by maternal medical problem NOS
24	67326	Q04X.00	Fetus+newborn affected/other maternal noxious influences
25	69257	L25y000	Fetus with other damage NEC, unspecified
26	71987	Q007A00	Fetus/neonate affect-plac./breast transf hypoglycaemic agent
27	63290	Q101.00	Fetus small-for-dates with signs of malnutrition
28	52669	Q031200	Fetus/neonate affect persistent occip-posterior - labour/del
29	61063	L25zz00	Fetus with damage NOS
30	99136	Q021200	Fetus/neonate affected by placental damage-amniocentesis
31	45440	7F00.00	Therapeutic fetoscopic operations on fetus
32	30979	7N61200	[SO]Fetus
33	69435	7F02z00	Selective destruction of fetus NOS
34	61452	7F0z.00	Fetus and gravid uterus operations NOS
35	46724	Q022200	Fetus or neonate affected by placental insufficiency
36	105097	L250300	Maternal care for suspected CNS malformation in fetus
37	52633	Q021111	Fetus affected by placental abruption
38	36894	Q100.11	Fetus small-for-dates (SFD), without mention of malnutrition
39	94808	Q017600	Fetus or neonate affected by face presentation before labour
40	103741	7F2A211	Doppler ultrasound scan of middle cerebral artery of fetus
41	51177	L5...00	Maternal care for fetus
42	106508	7F03600	Percutaneous laser ablation of lesion of fetus
43	44173	5391	Obstetric X-ray - fetus
44	38864	L160.00	Papyraceous fetus
45	48156	Q025000	Fetus or neonate affected by cord round neck
46	59236	L25z.00	Fetus with damage NOS
47	53074	L251z00	Fetus with chromosomal abnormality NOS
48	66699	PK83.00	Fetus and newborn affected by maternal use of alcohol
49			
50			
51			
52			
53			
54			
55			
56			
57			
58			
59			
60			

1			
2			
3			
4	66571	Qyu5200	[X]Oth intracranial(nontraumatic)haemorrhages/fetus+newborn
5	31923	Q021300	Fetus/neonate affected by placental damage-caesarean section
6	72366	7F02y00	Other specified selective destruction of fetus
7	62819	7F04z00	Diagnostic percutaneous examination of fetus NOS
8	72973	Qyu5500	[X]Other haemolytic diseases of fetus and newborn
9	45653	Q025.00	Fetus or neonate affected by other cord compression
10	23483	Q023.00	Fetus or neonate affected by placental transfusion syndrome
11	97240	Q027100	Fetus or neonate affected by amnionitis
12	72834	Q41z.00	Haemorrhage of fetus and newborn NOS
13	52950	Q013.00	Fetus or neonate affected by maternal polyhydramnios
14	41937	5848	U-S scan - multiple fetus
15	63077	Q00y.00	Fetus or neonate affected by other maternal condition
16	34695	L22..11	Malpresentation of fetus
17	15495	Q42z.00	Haemolytic disease of fetus/newborn due isoimmunisation NOS
18	22032	Q100.00	Fetus small-for-dates, without mention of malnutrition
19	43005	Q200012	Intracranial haemorrhage in fetus or newborn
20	36559	Q200011	Intracerebral haemorrhage in fetus or newborn
21	71279	L250000	Fetus with central nervous system malformation unspecified
22	40870	Q020.00	Fetus or neonate affected by placenta previa
23	85238	Qyu5F00	[X]Intracranial nontraumatic haemorrhage fetus newborn unsp
24	106959	Qyu0200	[X]Fetus and newborn affected by other maternal conditions
25	46283	7F0..00	Fetus and gravid uterus operations
26	682	Q42..00	Haemolytic disease of fetus/newborn due to isoimmunisation
27	27334	Q026z00	Fetus or neonate affected by cord problems NOS
28	50530	7F0y.00	Other specified operations on fetus or gravid uterus
29	28487	Q....13	Fetus and neonate conditions
30	71910	Q037200	Fetus or neonate affected by hypertonic uterine dysfunction
31	70737	L25z000	Fetus with damage NOS, unspecified
32	56697	Q041.00	Fetus and newborn affect by mat use of nutritional chem subs
33	54726	L251400	Maternal care for chromosomal abnormality in fetus
34	101599	L253300	Maternal care for damage to fetus from maternal rubella
35	101893	L251300	Maternal care for suspected chromosomal abnormality in fetus
36	66526	Q035200	Fetus/neonate affected by mat general anaesthesia - lab/del
37	99890	Q021400	Fetus/neonate affect by placental damage-surgical induction
38	44479	Q200511	Intracerebral haematoma in fetus or newborn
39	47219	Q035300	Fetus/neonate affected by mat epidural anaesth - labour/del
40	52526	Q200600	Extradural haemorrhage in fetus or newborn
41	105735	Q007B00	Fetus/neonate affected-plac./breast transfer endocrine agent
42	21382	27B..00	O/E - viable fetus
43	100241	L25y.00	Fetus with other damage NEC
44	26840	Q017500	Fetus or neonate affected by unstable lie before labour
45	95128	9d06.00	Fetus
46	26631	Q000.00	Fetus or neonate affected by maternal hypertensive disease
47	73317	L252.00	Fetus with hereditary disease
48	48583	Q031600	Fetus/neonate affected by disproportion during labour/delive
49			
50			
51			
52			
53			
54			
55			
56			
57			
58			
59			
60			

1			
2			
3			
4	71637	Q017.11	Fetus affected by malpresentation
5	71495	L250z00	Fetus with central nervous system malformation NOS
6	60841	Q013.11	Fetus affected by hydramnios
7	55149	Qyu0100	[X]Fetus+newborn affectd/oth medical procedure on mother,NEC
8	100666	L252z00	Fetus with hereditary disease NOS
9	66748	Qyu0C00	[X]Fetus+newborn affected/other maternal noxious influences
10	43958	Q023000	Fetus/neonate affected by twin-to-twin transplacental transf
11	23617	L22..00	Malposition and malpresentation of fetus
12	68016	L253.11	Fetus with suspected rubella damage via mother
13	65716	Q011.00	Fetus/neonate affected maternal premature rupture membrane
14	20721	7F0..11	Fetus operations
15	59580	7F0..12	Fetus & gravid uterus ops
16	72558	Q016.00	Fetus or neonate affected by maternal death
17	38043	Q200500	Cerebral haematoma in fetus or newborn
18	52299	Q007200	Fetus/neonate affected by placental/breast transfer narcotic
19	68169	Q021.00	Fetus/neonate affect other placental separation/haemorrhage
20	37055	Q035500	Fetus/neonate affected by maternal pethidine in labour/deliv
21	16963	7F00000	Fetoscopic blood transfusion of fetus
22	61596	Q017300	Fetus or neonate affected by oblique lie before labour
23	55761	Q021500	Fetus or neonate affected by premature placental separation
24	44644	L250.00	Fetus with central nervous system malformation
25	58187	Lyu4500	[X]Obstructed labour due to other abnormalities of fetus
26	108080	Qyu0.00	[X]Fetus/newborn affected by maternal factors+complications
27	91434	L251.12	Suspect mongol fetus
28	42661	Q021011	Fetus affected by APH - antepartum haemorrhage
29	63309	Q037312	Fetus/neonate affected by uterine dysfunction in labour/del
30	95638	Q101.11	Fetus small-for-dates (SFD) with signs of malnutrition
31	69015	L251.11	Suspect cystic fibrosis fetus
32	64430	Q007C00	Fetus/neonate affected-plac./breast transfer addictive drug
33	59171	Q017400	Fetus or neonate affected by transverse lie before labour
34	57828	7F03200	Percutaneous blood transfusion of fetus
35	24701	2754	O/E - fetus very active
36	72833	Q02z.00	Fetus/neonate affected by abnormalities chorion/amnion NOS
37	104029	Qyu0B00	[X]Fetus and newborn affected by other maternal medication
38	70901	Q023100	Fetus/neonate affected by feto-maternal transplacental trans
39	7103	Q000.11	Fetus affected by maternal toxemia
40	109421	Q03y400	Fetus or neonate affected by long labour
41	20544	Q031611	Fetus/neonate affected-cephalopelvic disproportion lab./del.
42	99563	27A..11	O/E - VE - descent of fetus
43	50555	Q012.00	Fetus or neonate affected by maternal oligohydramnios
44	101603	Q010.00	Fetus or neonate affected by maternal incompetent cervix
45	72348	Q007800	Fetus/neonate affected-plac./breast transfer chemotherapy
46	30692	L251.00	Fetus with chromosomal abnormality
47	45856	Q002.00	Fetus or neonate affected by maternal infections
48	49959	Q005.00	Fetus or neonate affected by maternal injury
49			
50			
51			
52			
53			
54			
55			
56			
57			
58			
59			
60			

93329	Q007400	Fetus/neonate affected-placental/breast transfer anti-infect
72729	L253.00	Fetus with viral damage via mother
63648	Q021000	Fetus/neonate affected by antepartum haemorrhage unspecified
96742	Q007300	Fetus/neonate affected-placenta/breast transfer hallucinogen
68851	Q00..00	Fetus or neonate affected by maternal medical problems
54690	L250400	Maternal care for CNS malformation in fetus
108565	Qyu0700	[X]Fetus+newborn affectd/oth+unspcfd conditns/umbilical cord
108626	Qyu7.00	[X]Digestive system disorders of fetus and newborn
38660	Q3...00	Fetus and newborn respiratory conditions
42226	Q017200	Fetus or neonate affected by external version before labour
71951	Q037300	Fetus or neonate affected by uterine inertia or dysfunction
71552	L235.00	Large fetus causing disproportion
67572	Q031000	Fetus/neonate affected by mat bony pelvis abn in labour/del
65059	Qyu5.00	[X]Haemorrhagic+haematolog disorders of fetus and newborn
68687	L266300	Suspected macroscopic fetus
52726	Q031500	Fetus/neonate affected by face presentation during labour/de
27447	Q031z00	Fetus/neonate affected by malposition/disproportion NOS
54311	Q02..00	Fetus/neonate affected by complic of placenta/cord/membrane
100074	7F01.00	Diagnostic endoscopic examination of fetus using fetoscope
101984	7F03.00	Therapeutic percutaneous operations on fetus
70393	7F04.00	Diagnostic percutaneous examination of fetus
102078	Q027z00	Fetus or neonate affected by chorioamnionitis
58773	Q026.00	Fetus or neonate affected by other specified cord problems
102535	7F00.12	Therapeutic foetoscopic operations on fetus
35777	Q417.00	Intracranial nontraumatic haemorrhage of fetus and newborn
31496	Q007900	Fetus/neonate affected-plac./breast transfer uterine depress
107153	Q007x00	Fetus/neonate affected - placental/breast transfer toxic NEC
40376	PH11.00	Harlequin fetus
56666	L256.00	Fetus with radiation damage
73323	L254.00	Fetus with damage due to other maternal disease
73373	Q001.00	Fetus or neonate affected by maternal renal/urinary disease
96331	L258.00	Fetus with cardiovascular abnormality
105261	Q007500	Fetus/neonate affected-placental/breast transfer immune sera
57651	7F02.00	Selective destruction of fetus
97611	7F03400	Percutaneous insertion of bladder drain to fetus
108731	7F03y00	Other specified therapeutic percutaneous operation on fetus
70074	Q3y..00	Other specified respiratory problems in fetus or neonate
69814	Q022000	Fetus or neonate affected by placental dysfunction
69533	L257.12	Fetus with damage due to intra-uterine contraceptive device
95909	Q026400	Fetus or neonate affected by vasa praevia of cord
55410	L251000	Fetus with chromosomal abnormality unspecified
37180	272..11	O/E - lie of fetus
69076	Q031300	Fetus/neonate affected by shoulder presentation - labour/del
61640	L252000	Fetus with hereditary disease unspecified
96614	Q035100	Fetus/neonate affected by mat analgesic agent in labour/del

1			
2			
3	42213	Q021100	Fetus or neonate affected by abruptio placentae
4	104989	Q018.00	Fetus or neonate affected by maternal postnatal depression
5	70739	L25yz00	Fetus with other damage NEC NOS
6	42384	Q031400	Fetus or neonate affected by transverse lie in labour/deliv
7	72757	Q007100	Fetus/neonate affected by placental/breast transfer alcohol
8	51296	Q03y200	Fetus or neonate affected by induction of labour
9	111265	Qyu6.00	[X]Transitory endocr & metab disord specif to fetus/newborn
10	59070	Q037.00	Fetus or neonate affected by abnormal uterine contractions
11	97745	Q007600	Fetus/neonate affected-plac./breast transfer anticonvulsant
12	27670	L255300	Maternal care for (suspected) damage to fetus from alcohol
13	92824	Q031z11	Fetus or neonate affected by obstructed labour NEC
14	99473	Q007.00	Fetus/neonate affected by poison transferred placenta/breast
15	50940	5391.11	Fetus - abdominal X-ray, obst.
16	72836	Q007w00	Fetus/neonate affected-placenta/breast transfer medicine NEC
17	97923	Q025200	Fetus or neonate affected by knot in cord
18	68577	Q037100	Fetus or neonate affected by hypertonic labour
19	70165	Q016.11	Fetus affected by maternal death
20	107075	L043z11	Unspecified inevitable miscarriage without complication
21	94976	L044x11	Incomplete inevitable miscarriage with unspecified comp
22	17625	L044.11	Inevitable miscarriage incomp
23	55404	L045z11	Complete inevitable miscarriage without complication
24	12241	L02..11	Missed miscarriage
25	107604	L045211	Complete inevitable miscarriage complicated by embolism
26	53836	L044z11	Incomplete inevitable miscarriage without complication
27	96949	L02..12	Silent miscarriage
28	11323	L045.11	Inevitable miscarriage complete
29	108742	L045x11	Complete inevitable miscarriage with unspecified comp
30	109228	L043y11	Unspecified inevitable miscarriage with OS complication
31	11234	L043.11	Inevitable miscarriage unspecified
32	92284	L044y11	Incomplete inevitable miscarriage with other specified comp
33	48603	L040900	Inevitable miscarriage
34	99578	L043x11	Unspecified inevitable miscarriage with unspec complication
35	165	L04..11	Miscarriage
36	57576	L045y11	Complete inevitable miscarriage with OS complication
37	3082	L04..00	Spontaneous abortion
38	2187	L05..00	Legally induced abortion
39	68740	L041x00	Incomplete spontaneous abortion with complication NOS
40	63778	L042x00	Complete spontaneous abortion with complication NOS
41	69183	L052100	Complete legal abortion with delayed/excessive haemorrhage
42	102820	L050200	Unspecified legal abortion + damage to pelvic organs/tissues
43	41098	L050x00	Unspecified legal abortion with complication NOS
44	106524	L071100	Unspecified incomplete abortion + delayed/excess haemorrhage
45	25883	L071y00	Unspecified incomplete abortion + no mention of complication
46	99736	L042000	Complete spontaneous abortion + genital tract/pelvic infect
47	99590	L052w00	Complete legal abortion with other specified complication
48			
49			
50			
51			
52			
53			
54			
55			
56			
57			
58			
59			
60			

1			
2			
3			
4	69190	L052000	Complete legal abortion + genital tract or pelvic infection
5	3874	L031200	Tubal abortion
6	56325	L042y00	Complete spontaneous abortion + no mention of complication
7	99955	L040400	Unspecified spontaneous abortion with metabolic disorder
8	60771	L05..11	Elective abortion
9	31431	L05..13	Therapeutic abortion
10	95625	L044200	Incomplete inevitable abortion complicated by embolism
11	40258	L040011	Spontaneous abortion with sepsis
12	72593	L044x00	Incomplete inevitable abortion with unspecified complication
13	49467	L06..12	Self-induced abortion
14	71289	L06..11	Criminal abortion
15	25605	L100z00	Threatened abortion NOS
16	58137	L07z.00	Unspecified abortion NOS
17	1886	L072.00	Unspecified abortion complete
18	70643	L070.00	Unspecified abortion
19	56828	L041w00	Incomp spontaneous abortion + other specified complication
20	28605	L051z00	Incomplete legal abortion NOS
21	38415	L050z00	Unspecified legal abortion NOS
22	97991	L062w00	Complete illegal abortion with other specified complication
23	2034	L10zz11	Inevitable abortion
24	56224	L070z00	Unspecified abortion NOS
25	94404	L061z00	Incomplete illegal abortion NOS
26	104747	L040x00	Unspecified spontaneous abortion with complication NOS
27	8173	L043.00	Inevitable abortion unspecified
28	105470	L040500	Unspecified spontaneous abortion with shock
29	102090	L08y.00	Failed attempted abortion with no mention of complication
30	68311	L044y00	Incomplete inevitable abortion with OS complication
31	9407	6776.11	Abortion counselling
32	33501	L045.00	Inevitable abortion complete
33	1737	L02..00	Missed abortion
34	41606	L06..00	Illegally induced abortion
35	39470	L08..00	Failed attempted abortion
36	7413	L041.00	Spontaneous abortion incomplete
37	1439	L07..00	Unspecified abortion
38	70384	L050y00	Unspecified legal abortion with no mention of complication
39	1879	L071.00	Unspecified abortion incomplete
40	68938	L040y00	Unspec spontaneous abortion without mention of complication
41	49809	LOA..00	Failed attempted abortion
42	41783	L041100	Incomp spontaneous abortion + delayed/excessive haemorrhage
43	73445	L050000	Unspecified legal abortion + genital tract/pelvic infection
44	50612	L052y00	Complete legal abortion with no mention of complication
45	94359	L042w00	Complete spontaneous abortion + other specified complication
46	68669	L040w00	Unspec spontaneous abortion + other specified complication
47	58085	L052z00	Complete legal abortion NOS
48	50903	LOA2.00	Failed medical abortion comp by delayed/excessive haem'ge
49			
50			
51			
52			
53			
54			
55			
56			
57			
58			
59			
60			

1			
2			
3			
4	33964	L0A4.00	Failed medical abortion, without complication
5	56822	L050.00	Legal abortion unspecified
6	51614	L044z00	Incomplete inevitable abortion without complication
7	41118	L08z.00	Failed attempted abortion NOS
8	45806	L070x00	Unspecified abortion with complication NOS
9	39754	L051.11	Medal abortion - incomplete
10	6730	L051.12	Surgical abortion - incomplete
11	35184	L071z00	Unspecified incomplete abortion NOS
12	105603	L052500	Complete legal abortion with shock
13	107159	L08x.00	Failed attempted abortion with complication NOS
14	7817	L042.00	Spontaneous abortion complete
15	106491	L050100	Unspecified legal abortion + delayed/excessive haemorrhage
16	66365	L043y00	Unspecified inevitable abortion with OS complication
17	47931	L050w00	Unspecified legal abortion with other specified complication
18	47298	L052.00	Legal abortion complete
19	71529	L060.00	Illegal abortion unspecified
20	66561	L062.00	Illegal abortion complete
21	96418	L06z.00	Illegally induced abortion NOS
22	56562	L040z00	Unspecified spontaneous abortion NOS
23	47435	L097200	Readmission for retained produc of concept, illegal abortion
24	72307	L040000	Unspec spontaneous abortion + genital tract/pelvic infection
25	73443	L051y00	Incomplete legal abortion with no mention of complication
26	68936	L051100	Incomplete legal abortion + delayed or excessive haemorrhage
27	96652	L051w00	Incomplete legal abortion with other specified complication
28	59084	L071500	Unspecified incomplete abortion with shock
29	53229	L060z00	Unspecified illegal abortion NOS
30	110905	L070w00	Unspecified abortion with other specified complication
31	29439	L041z00	Incomplete spontaneous abortion NOS
32	21805	L097300	Readmission for retained produc of concept, unspec abortion
33	7114	L044.00	Inevitable abortion incomplete
34	59572	L0A3.00	Failed medical abortion, complicated by embolism
35	22379	L04z.00	Spontaneous abortion NOS
36	59116	L045x00	Complete inevitable abortion with unspecified complication
37	12337	L051.00	Legal abortion incomplete
38	41379	L052.11	Medical abortion - complete
39	49849	L052.12	Surgical abortion - complete
40	906	L100.00	Threatened abortion
41	96598	Z22CE00	Number of induced abortions
42	29940	L042z00	Complete spontaneous abortion NOS
43	94270	L043x00	Unspecified inevitable abortion with unspec complication
44	68511	L040100	Unspec spontaneous abortion + delayed/excessive haemorrhage
45	68110	L043z00	Unspecified inevitable abortion without complication
46	101218	L051700	Incomplete medical abortion
47	63777	L045y00	Complete inevitable abortion with OS complication
48	62659	Lyu0200	[X]Other abortion
49			
50			
51			
52			
53			
54			
55			
56			
57			
58			
59			
60			

1			
2			
3			
4	101050	L062000	Complete illegal abortion + genital tract/pelvic infection
5	33770	L05z.00	Legally induced abortion NOS
6	101666	L070300	Unspecified abortion with renal failure
7	105921	L072y00	Unspecified complete abortion + no mention of complication
8	107171	L042100	Complete spontaneous abortion +delayed/excessive haemorrhage
9	42458	L040.00	Spontaneous abortion unspecified
10	50653	L041y00	Incomp spontaneous abortion with no mention of complication
11	67076	L052x00	Complete legal abortion with complication NOS
12	4708	7E08800	Dilation and curettage removal of missed abortion
13	30276	L041z11	Retained products after spontaneous abortion
14	29594	L072z00	Unspecified complete abortion NOS
15	23693	L097100	Readmission for retained produc of concept, legal abortion
16	35701	L100000	Threatened abortion unspecified
17	33989	L045z00	Complete inevitable abortion without complication
18	45340	L040111	Spontaneous abortion with heavy bleeding
19	102648	6776100	Pre-termination counselling
20	17294	6776.13	Termination counselling
21	100568	7F10y00	Other specified surgical induction of labour
22	96821	Q212000	Liveborn with prelabour abnormal heart beat
23	23664	63E..00	Labour details
24	97459	L300700	Obstructed labour due to compound presentation
25	64976	Z243200	First stage of labour not established
26	73308	L29z.00	Problems affecting labour NOS
27	66578	L31..00	Abnormal forces of labour
28	54127	Z255.00	Observation of second stage of labour
29	109523	L307000	Other failed trial of labour unspecified
30	102969	Q213200	Liveborn with labour meconium in liquor
31	29434	63E3.00	Normal labour
32	23316	L140.11	False labour
33	72779	L30z.00	Obstructed labour NOS
34	67423	Z23AG00	Hypertonic lower uterine segment during labour
35	72736	Z246200	Onset of labour first stage
36	20809	L14..00	Early or threatened labour
37	3088	7F11.00	Other induction of labour
38	108764	L29y.00	Other problems affecting labour
39	23525	L141.00	Other threatened labour
40	34981	7F10z00	Surgical induction of labour NOS
41	64395	Z255D00	Ability to push in labour
42	70850	Q212100	Liveborn with prelabour hypoxia
43	103105	L293.00	Septicaemia during labour
44	63287	Z24..00	Labour observations
45	83541	Z243500	Normal length of first stage of labour
46	49302	Z243100	First stage of labour established
47	33632	7F11200	Syntocinon induction of labour
48	93041	Z246700	Onset of second stage of labour
49			
50			
51			
52			
53			
54			
55			
56			
57			
58			
59			
60			

1			
2			
3			
4	64692	L141z00	Other threatened labour NOS
5	92738	ZNA2300	Does perform labouring activities
6	36756	L386.00	Toxic reaction to local anaesthesia during labour and deliv
7	49858	Z23G.00	Uterine observation in labour
8	64206	L313z00	Precipitate labour NOS
9	109569	L313000	Precipitate labour unspecified
10	25428	Z246211	Start of labour
11	23674	L291.11	Failed medical induction of labour
12	87342	Z244100	Observation of duration of labour
13	50876	H472.00	Asp pneumonitis due to anaesthesia during labour and deliv
14	93735	Z246A00	Total duration of labour
15	71189	Z244400	Late onset of labour
16	22115	7F10.00	Surgical induction of labour
17	59789	L14z.00	Early or threatened labour NOS
18	54167	6322	2nd stage of labour length
19	44337	L307.00	Failed trial of labour unspecified
20	32555	L351000	Rupture of uterus during and after labour unspecified
21	3004	L14..11	Premature labour
22	30782	632Z.00	Length of labour NOS
23	65867	7M35011	Entonox analgesia in labour
24	23549	L31z.00	Abnormality of forces of labour NOS
25	66242	Z243400	Rapid first stage of labour
26	59445	Z243800	First stage of labour problem
27	94809	Z256200	Prolonged third stage of labour
28	99290	Z255800	Second stage of labour problem
29	40448	7F11100	Induction of labour using prostaglandins
30	56873	ZNA2200	Unable to perform labouring activities
31	88775	7F11300	Medical induction of labour
32	40724	Z255700	Failure to progress in second stage of labour
33	45057	OZ3Z.00	Other labourer NOS
34	95570	L307z00	Failed trial of labour NOS
35	64732	Q213000	Liveborn with labour abnormal heart beat
36	57002	L290.11	Failed mechanical induction of labour
37	13215	632..00	Length of labour
38	48484	Z244500	Relation of onset of labour to due date
39	49953	6323	3rd stage of labour length
40	33421	7F11000	Oxytocic induction of labour
41	35628	L321.00	Prolonged labour unspecified
42	100252	Z255J00	Pushing involuntarily in labour
43	98422	Q213100	Liveborn with labour hypoxia
44	63022	L281500	Prem rupture of membranes onset of labour after 24 hours
45	103000	L29yz00	Other problems affecting labour NOS
46	98003	Z23B400	Contraction of uterus during labour
47	73319	L302.00	Obstructed labour caused by pelvic soft tissues
48	55225	L32z.00	Prolonged labour NOS
49			
50			
51			
52			
53			
54			
55			
56			
57			
58			
59			
60			

1			
2			
3			
4	41036	7M35000	Gas and air analgesia in labour
5	104405	Z256100	Normal length of third stage of labour
6	71720	L350z00	Rupture of uterus before labour NOS
7	60124	Z243411	Rapid progress in first stage of labour
8	71171	L350000	Rupture of uterus before labour unspecified
9	106135	Z244200	Long duration of labour
10	94874	Z244300	Short duration of labour
11	103154	L321z00	Prolonged labour NOS
12	65243	L141000	Other threatened labour unspecified
13	60255	L351z00	Rupture of uterus during and after labour NOS
14	99968	L321000	Unspecified prolonged labour, unspecified
15	3272	7F11z00	Other induction of labour NOS
16	44306	L126600	Eclampsia in labour
17	48708	Z244411	Postmature labour
18	95354	Z255300	Progress of second stage of labour
19	62622	L30z000	Obstructed labour NOS, unspecified
20	108419	L38X.00	Complication of anaesthesia during labour and deliv unsp
21	40702	Z243600	Slow progress in first stage of labour
22	37267	L301400	Obstructed labour due to generally contracted pelvis
23	61611	7F1A400	Trial of labour NEC
24	22261	Z241100	Onset of labour induced
25	65900	Z243300	Progress of labour - first stage
26	32997	6321	1st stage of labour length
27	29071	7L16000	Intravenous induction of labour
28	54596	L140200	False labour at or after 37 completed weeks of gestation
29	42101	L140z00	Threatened premature labour NOS
30	32877	L350.00	Ruptured uterus before labour
31	107198	L292000	Unspecified maternal pyrexia during labour, unspecified
32	97907	L29..00	Other problems affecting labour
33	819	L30..00	Obstructed labour
34	24447	7F25.13	Monitoring during labour
35	73331	Z246900	Duration of second stage of labour
36	21626	63E1.00	Spontaneous onset of labour
37	100563	L302000	Obstructed labour caused by pelvic soft tissues unspecified
38	23548	L301.00	Obstructed labour caused by bony pelvis
39	104746	L302z00	Obstructed labour caused by pelvic soft tissues NOS
40	48602	L32..00	Long labour
41	36655	Z245.00	Observation of blood loss in labour
42	99170	Z243.00	Observation of first stage of labour
43	25112	Z241.00	Labour established
44	56915	Z249.00	Labour problem
45	62656	Z255400	Rapid second stage of labour
46	94396	L30zz00	Obstructed labour NOS
47	29529	L351.00	Rupture of uterus during and after labour
48	102136	L292z00	Unspecified maternal pyrexia during labour NOS
49			
50			
51			
52			
53			
54			
55			
56			
57			
58			
59			
60			

1			
2			
3	40080	7F11y00	Other specified other induction of labour
4	46297	Z246311	Onset of labour pains
5	60333	L301500	Obstructed labour due to pelvic inlet contraction
6	85226	Lyu4000	[X]Other failed induction of labour
7			
8	103056	Z244.00	Observation of pattern of labour
9	64548	L281300	Prem rupture of membranes onset of labour within 24 hours
10	68319	L351300	Rupture of uterus during/after labour with postnatal problem
11	62278	L281400	Premature rupture of membranes, labour delayed by therapy
12	22613	Z248.00	Normal labour
13	90775	Z246.00	Observation of measures of labour
14	70150	Z246100	Duration of labour
15	28928	L140.00	Threatened premature labour
16	93205	Z255F00	Not pushing well in labour
17	99660	L300400	Obstructed labour due to face presentation
18	48274	Q212200	Liveborn with prelabour meconium in liquor
19	59296	L140000	Threatened premature labour unspecified
20	9294	L292.00	Maternal pyrexia during labour, unspecified
21	28830	Z242.00	Labour not established
22	104206	L29z000	Problems affecting labour NOS unspecified
23	28700	7F1..11	Labour operations
24	30001	L313.00	Precipitate labour
25	104716	Z255E11	Pushing well in labour
26	98918	Z247100	Expulsion of IUCD during third stage of labour
27	62600	L29zz00	Problems affecting labour NOS
28	364	7F13111	Lower uterine segment caesarean section (LSCS) NEC
29	13315	14Y0.00	Born by caesarean section
30	13316	14Y6.00	Born by emergency caesarean section
31	29155	7F1A000	Caesarean hysterectomy
32	10049	7F12111	Elective lower uterine segment caesarean section (LSCS)
33	12118	7F13300	Emergency caesarean section
34	72513	7F13200	Extraperitoneal caesarean section
35	15361	14Y2.00	Born by elective caesarean section
36	8192	Q473.00	Other hypothermia of newborn
37	3007	Q316.00	Newborn transitory tachypnoea
38	100616	ZV30100	[V]Singleton, born before admission to hospital
39	93976	Qyu4200	[X]Other bacterial sepsis of newborn
40	56336	Q40A100	Sepsis of newborn due to Escherichia coli
41	66999	Q474111	Newborn environmental hyperthermia
42	15985	ZV32.00	[V]Twin, mate stillborn
43	59878	Q463.00	Transitory ileus of newborn
44	10452	6333	Twins - both live born
45	93999	6339	Triplets - 3 still born
46	99418	Q482.00	Central nervous system dysfunction in newborn NOS
47	41064	Q484.00	Newborn drug reaction and intoxication
48	56888	Q483000	Newborn feeding problem, unspecified
49			
50			
51			
52			
53			
54			
55			
56			
57			
58			
59			
60			

1			
2			
3			
4	13304	Q480.12	Seizures in newborn
5	53052	Q425.00	Late anaemia of newborn due to isoimmunisation
6	98857	ZV31200	[V]Twin, not hospitalised, mate live born
7	38852	Q311300	Aspiration of vomit in newborn
8			
9	104697	G520000	Acute aseptic myocarditis of the newborn
10	55878	Q494.00	Transient myocardial ischaemia of newborn
11	108976	6318	Born in hospital
12	19577	Q417100	Cerebellar (nontraum) and post fossa haemorrhage fet newborn
13	108501	Q484z00	Newborn drug reaction or intoxication NOS
14	88204	ZV30000	[V]Singleton, born in hospital
15	98669	Qyu4100	[X]Sepsis/newborn due to other+unspecified staphylococcus
16	15457	Q482y00	Other newborn abnormal cerebral signs
17	21839	Q480.11	Fits in newborn
18	12085	Q404.11	Umbilical stump infection of the newborn
19	72669	Q452.00	Newborn disseminated intravascular coagulation
20	20083	Q450.00	Haemorrhagic disease of the newborn
21	38877	R024z00	[D]Jaundice (not of newborn) NOS
22	8515	Q31y111	Cyanotic attacks of the newborn
23	110616	6338	Triplets-1 live+ 2 still born
24	57128	6336	Triplets - all live born
25	21468	ZV29100	[V]Newborn receiving special care
26	14813	Q481.00	Newborn cerebral irritability, unspecified
27	17482	Q474211	Thermal injury in newborn NEC
28	47693	Q40W.00	Sepsis of newborn due to other+unspecified streptococci
29	98366	Qyu4800	[X]Sepsis of newborn due to other+unspecified streptococci
30	23015	6334	Twins - 1 still + 1 live born
31	106918	Q44X.00	Trans disorder carbohydrate metab of fet and newborn unsp
32	57783	Q417000	Intracerebral (nontraumatic) haemorrhage of fet and newborn
33	9477	Q483.00	Feeding problems in newborn
34	32703	Q21z.12	Hypoxia in newborn NOS
35	36071	Q21z.11	Anoxia in newborn NOS
36	70538	Q475.00	Oedema of newborn unspecified
37	13300	Q477.00	Newborn breast engorgement
38	56476	Q482z00	Central nervous system dysfunction in newborn NOS
39	34502	6335	Twins - both still born
40	63044	ZV31z00	[V]Twin, mate liveborn, NOS
41	19579	Q448.00	Newborn late metabolic acidosis
42	90510	Q44T.00	Transitory metabolic disturbance of newborn, unspecified
43	64600	Q042.00	Fet newborn affect mat exposure to environml chem subs
44	89262	Q474z00	Newborn temperature regulation disorder NOS
45	73978	Qyu3800	[X]Other apnoea of newborn
46	22031	Q40y200	Septicaemia of newborn
47	45750	Q4z..13	Newborn death
48	105039	44qW000	Newborn blood spot screening
49	98938	Qyu6C00	[X]Transitory metabolic disturbance of newborn, unspecified
50			
51			
52			
53			
54			
55			
56			
57			
58			
59			
60			

1			
2			
3			
4	19585	Q483200	Slow feeding in newborn
5	55895	Q474200	Hyperthermia in newborn, unspecified
6	31476	9114.11	FP58 - newborn registration
7	68065	9114.12	GP58 - newborn registration
8			
9	104239	Q48F.00	Hypoxic ischaemic encephalopathy of newborn
10	69413	ZV33000	[V]Twin, unspecified, born in hospital
11	54589	D400700	Acquired neutropenia in newborn
12	26871	Q318.00	Primary sleep apnoea of newborn
13			
14	105139	Qyu3700	[X]Other and unspecified atelectasis of newborn
15	93859	Qyu8400	[X]Hypothermia of newborn, unspecified
16	20478	ZV27200	[V]Twins, both live born
17			
18	42527	Q42..11	Isoimmunisation of newborn
19	98721	P320011	Newborn glaucoma
20	19947	ZV31.00	[V]Twin, mate live born
21			
22	97799	Qyu3900	[X]Other specified respiratory conditions of newborn
23	3613	Q40A.00	Sepsis of the newborn
24	109480	44qW100	Completion of newborn blood spot screening card
25	40296	Q46X.00	Intestinal obstruction of newborn, unspecified
26			
27	39165	Q483100	Newborn regurgitation of food
28	3615	Q436200	Newborn physiological jaundice NOS
29	72352	Q474300	Transitory fever of newborn
30			
31	40867	Q485100	Withdrawal symptoms from therapeutic use of drugs in newborn
32	61943	Q483400	Rumination in newborn
33	5173	Q421.11	ABO isoimmunisation of the newborn
34	5218	6316	Born before arrival
35			
36	56210	Q311100	Aspiration of liquor or mucus in newborn
37	109128	Qyu5100	[X]Other umbilical haemorrhages of newborn
38	108994	13lf000	Unborn child is cause for safeguarding concern
39			
40	43366	Q207011	Phrenic nerve palsy in newborn
41	52525	Q462.00	Newborn swallowing maternal blood - haematemesis/melaena
42	61729	Q482100	Coma in newborn
43	99425	QyuA400	[X]Disorder of muscle tone of newborn, unspecified
44			
45	47446	Q474000	Newborn dehydration fever
46	44256	9Ea4.00	Unborn child at risk physi/ment abnormal serious handicap
47	61800	Q437z00	Kernicterus of newborn NOS
48			
49	104301	13lv000	Unborn child subject to child protection plan
50	34504	Q485.00	Newborn drug withdrawal syndrome
51	23876	Q487.00	Umbilical polyp of newborn
52	56909	Q411200	Intraventric (nontraumatic) haemorrhage grade 3 fet newborn
53			
54	41053	Q483z11	Bottle feeding problem in the newborn
55	95873	Q446600	Disturbances of potassium balance of newborn
56	52577	Q483500	Underfeeding in newborn
57			
58	28758	ZV29200	[V]Newborn receiving intensive care
59	47227	ZV27300	[V]Twins, one live born and one stillborn
60	38890	ZV27400	[V]Twins, both stillborn

1			
2			
3			
4	44238	ZV31000	[V]Twin, born in hospital, mate live born
5	50017	Q472.00	Newborn cold injury syndrome
6	101103	Q214200	Liveborn with meconium liquor, unspecified
7	109703	41G4.00	Newborn blood spot specimen received
8			
9	98336	Q311113	Aspiration of amniotic fluid in newborn
10	64262	Q311112	Aspiration of liquor in newborn
11	36845	Q311111	Aspiration of mucus in newborn
12	73521	QyuA200	[X]Other disorders of muscle tone of newborn
13	72705	QyuA000	[X]Oth specified disturbances of cerebral status of newborn
14	57674	Q411100	Intraventric (nontraumatic) haemorrhage grade 2 fet newborn
15	65792	Q484000	Grey syndrome of newborn
16			
17	68254	Q474100	Newborn environmental pyrexia
18	19576	Q31y600	Apnoea of newborn
19			
20	97418	Q30..12	Pulmonary hypoperfusion syndrome of newborn
21	108359	ZV30200	[V]Singleton, born outside hospital and not hospitalised
22	101529	ZV32z00	[V]Twin, mate stillborn, NOS
23			
24	86001	ZV32000	[V]Twin, born in hospital, mate stillborn
25	95736	Qyu8000	[X]Other hypothermia of newborn
26			
27	48664	Q444111	Hypocalcaemic tetany in newborn
28	11509	Q483300	Vomiting in newborn
29	99244	Q446500	Disturbances of sodium balance of newborn
30	19578	Q483600	Overfeeding in newborn
31			
32	39691	Q40A000	Sepsis of newborn due to Staphylococcus aureus
33	93597	Q311200	Aspiration of blood in newborn
34	72704	Qyu3000	[X]Other respiratory distress of newborn
35			
36	94759	Q214000	Liveborn with abnormal heart beat, unspecified
37	103401	Q466111	Intestinal obstruction in newborn due to faecoliths
38	104825	Q453.00	Other newborn transient coagulation defect
39			
40	47317	Q483z00	Newborn feeding problem NOS
41	53402	Q483z12	Breast feeding problem in the newborn
42	110294	QyuA100	[X]Other feeding problems of newborn
43	73036	6337	Triples -2 live+ 1 still born
44			
45	59694	Q411000	Intraventric (nontraumatic) haemorrhage grade 1 fet newborn
46	20005	Q480.00	Convulsions in newborn
47	26682	Q404.00	Omphalitis of the newborn
48			
49	37044	Q450.11	Vitamin K deficiency of the newborn
50	25091	Z23AP00	Premature uterine contraction
51	102737	L112300	Premature separation of placenta with coagulation defect
52	53829	L281z00	Premature rupture of membranes NOS
53			
54	424	L281.00	Premature rupture of membranes
55	108033	Lyu3D00	[X]Other premature separation of placenta
56	69713	L281000	Premature rupture of membranes unspecified
57			
58	59452	L264000	Intrauterine death unspecified
59	4697	Q10z.11	Intrauterine growth retardation
60	1413	L264.00	Intrauterine death

1			
2			
3	89588	7E0A600	Intrauterine insemination without superovulation donor sperm
4	37831	L264z00	Intrauterine death NOS
5	111544	7E0A500	Intrauterine insemination without superovulat partner sperm
6	48471	PF6D200	Intrauterine amputation of lower limb
7			
8	91652	7E0A300	Intrauterine insemination superovulation partner sperm
9	88271	7E0A400	Intrauterine insemination superovulation using donor sperm
10			
11	36694	Q21..11	Intrauterine hypoxia
12	9542	L265311	Maternal care for intrauterine growth retardation
13			
14	57522	Q451y11	Neonatal thrombocytopenia due to platelet alloimmunisation
15	44062	A984000	Neonatal gonococcal conjunctivits
16	41151	Q406611	Neonatal viral dacryocystitis or conjunctivitis
17			
18	45852	Q406613	Neonatal conjunctivitis due to virus
19	18439	44qW.00	Neonatal screening test
20	63783	Q407y00	Other specified neonatal candida infection
21	71752	Q457000	Neonatal isoimmune neutropenia
22			
23	30795	Q492.00	Neonatal hypertension
24	109861	Q444100	Other neonatal hypocalcaemia
25	53387	14I6.00	H/O: neonatal abstinence syndrome
26			
27	13297	Q447.00	Neonatal hypoglycaemia
28	110197	Q44y.00	Other transitory neonatal endocrine and metabolic problem
29	95112	Q407511	Neonatal monilial septicaemia
30	31315	Q41..11	Neonatal haemorrhage
31			
32	11629	2FX..00	O/E - Umbilical stump - neonatal
33	99830	Q446y00	Other specified transitory neonatal electrolyte disturbance
34	52572	Q406300	Neonatal dacryocystitis or conjunctivitis due to E.Coli
35			
36	67105	Q446300	Transitory neonatal hyperkalaemia
37	73994	Q406400	Neonatal dacryocystitis/conjunctivitis due to staphylococcus
38	32722	9kJ..00	Neonatal check - enhanced services administration
39	18991	313K.00	Neonatal hearing test
40	100646	67AD.00	Neonatal feeding education
41			
42	37782	F251100	Neonatal myoclonic epilepsy
43	70045	Q45y.00	Other specified transient neonatal blood disorder
44			
45	13302	Q407.12	Neonatal thrush
46	40123	Q407.11	Neonatal monilia
47	72350	Q451y00	Other specified transient neonatal thrombocytopenia
48	97518	Q451z00	Transient neonatal thrombocytopenia NOS
49			
50	48202	Q48A.00	Neonatal cerebral leukomalacia
51	29743	Q407000	Neonatal candidiasis of mouth
52	29715	Q406.00	Neonatal dacryocystitis and conjunctivitis
53			
54	55492	Q447000	Iatrogenic neonatal hypoglycaemia
55	69813	Q407z00	Neonatal candida infection NOS
56	8069	Q433A00	Neonatal jaundice from breast milk inhibitor
57	3211	Q433200	Breast feeding inhibitors causing neonatal jaundice
58	7818	Q31y500	Neonatal snuffles
59			
60	26686	Q485200	Neonatal Abstinence Syndrome

1			
2			
3			
4	17940	F4F5400	Neonatal nasolacrimal duct obstruction
5	64472	Q44V.00	Neonatal goitre, not elsewhere classified
6	32327	Q406712	Neonatal conjunctivitis due to chlamydiae
7	94578	Q457z00	Transient neonatal neutropenia NOS
8	46817	Q446200	Transitory neonatal hyponatraemia
9	93307	Q41y400	Neonatal rectal haemorrhage
10	72370	J004400	Neonatal enamel hypoplasia
11	93210	Q446z00	Transitory neonatal electrolyte disturbance NOS
12	36127	Q406412	Neonatal conjunctivitis due to staphylococcus
13	26678	Q406411	Neonatal dacryocystitis due to staphylococcus
14	21472	Q441.00	Neonatal diabetes mellitus
15	48010	Q443.00	Neonatal thyrotoxicosis
16	39055	9kJ0.00	Neonatal check - enhanced service completed
17	15487	Q407100	Neonatal candidiasis of perineum
18	28292	Q405.00	Neonatal infective mastitis
19	16482	Q407.00	Neonatal candida infection
20	2240	Q4z..12	Neonatal death
21	109658	Qyu5300	[X]Other neonatal gastrointestinal haemorrhage
22	53603	Q48C.00	Neonatal hypotension
23	17496	Q31y511	Neonatal sniffles
24	48638	Q433800	Neonatal jaundice with porphyria
25	28341	Q48y600	Early neonatal death
26	44358	Q44y000	Transitory neonatal tyrosinaemia
27	63759	Q406y00	Other specified neonatal dacryocystitis or conjunctivitis
28	23422	Q406100	Neonatal conjunctivitis
29	51913	Q41y300	Neonatal melaena
30	38485	7L13000	Neonatal exchange blood transfusion
31	35727	Q407200	Neonatal candidiasis of other skin
32	49769	ZV29000	[V]Normal level of neonatal care
33	45303	Q433000	Delayed conjugation causing neonatal jaundice, unspecified
34	55360	Q433z00	Delayed conjugation causing neonatal jaundice NOS
35	30742	F13z500	Benign neonatal sleep myoclonus
36	21164	Q48y411	Neonatal 'craniotabes'
37	56614	Q488.00	Neonatal cerebral ischaemia
38	104194	2L...00	Neonatal examination
39	38163	Q46y100	Neonatal diarrhoea
40	45444	Q457.00	Transient neonatal neutropenia
41	36564	Q48y700	Late neonatal death
42	45012	Q44U.00	Transitory neonatal endocrine disorder, unspecified
43	49516	Q414300	Neonatal vaginal haemorrhage
44	27845	Q446000	Neonatal dehydration
45	93156	Q433y11	Neonatal jaundice - deficiency enzyme for bilirubin conjug.
46	65686	Q444.12	Neonatal hypoparathyroidism
47	72347	Q406800	Neonatal dacryocystitis/conjunctivitis-other inclusion body
48	72494	Q406812	Neonatal conjunctivitis due to other inclusion body
49			
50			
51			
52			
53			
54			
55			
56			
57			
58			
59			
60			

1		
2		
3		
4	43576	Q406811 Neonatal dacryocystitis due to other inclusion body
5	27962	Q311400 Neonatal aspiration of milk and regurgitated food
6	24792	Q31y611 Neonatal apnoeic attack
7	106500	Q44A.00 Neonatal hypoparathyroidism
8		
9	27793	Q406700 Neonatal dacryocystitis or conjunctivitis due to chlamydiae
10	35507	Q433.00 Other neonatal jaundice - delayed conjugation other cause
11	58833	Q433700 Neonatal jaundice with congenital hypothyroidism
12	47909	Q449.00 Neonatal tetany without calcium or magnesium deficiency
13		
14	71056	Q433y00 Delayed conjugation causing neonatal jaundice OS
15	37776	Q446100 Transitory neonatal hypernatraemia
16	91557	Q406z00 Neonatal dacryocystitis or conjunctivitis NOS
17		
18	23566	Q490.00 Neonatal cardiac failure
19	35477	Qyu5A00 [X]Neonatal jaundice from other+unspcf hepatocellular damage
20	28361	Q436100 Transient neonatal hyperbilirubinaemia
21	48869	Qyu5900 [X]Neonatal jaundice due/other specifd excessive haemolysis
22		
23	64999	Q406200 Neonatal dacryocystitis
24	55634	Q442.00 Neonatal myasthenia gravis
25	18578	Q47y200 Neonatal skin infection
26		
27	20894	Q444.00 Neonatal hypocalcaemia
28	37953	Q444z00 Neonatal hypocalcaemia NOS
29	55689	Q407500 Neonatal candida septicaemia
30		
31	104225	Q434100 Giant cell hepatitis causing neonatal jaundice
32	39574	Q406512 Neonatal conjunctivitis due to other bacteria
33	37045	Q406511 Neonatal dacryocystitis due to other bacteria
34	68264	Q406600 Neonatal dacryocystitis or conjunctivitis due to virus
35		
36	54971	Q446.00 Other transitory neonatal electrolyte disturbance
37	66985	Q433600 Neonatal jaundice with Gilbert's syndrome
38	39164	Q430000 Neonatal jaundice + glucose-6-phosphate dehydrogenase defic.
39	99435	N000500 Neonatal lupus erythematosus
40		
41	6097	Q40y100 Neonatal urinary tract infection
42	40869	Qyu5B00 [X]Neonatal jaundice from other specified causes
43	57203	Q445.00 Neonatal hypomagnesaemia
44		
45	106854	Q451100 Trans neonatal thrombocyto due to idopath matern thrombocyto
46	54169	Q491.00 Neonatal cardiac dysrhythmia
47	105058	Qyu3300 [X]Other neonatal aspiration syndromes
48	109912	Qyu6200 [X]Other neonatal hypocalcaemia
49		
50	49462	Q41y200 Neonatal haematemesis
51	110458	Q32..00 Neonatal respiratory distress syndrome
52	13301	Q478.00 Neonatal erythema toxicum
53		
54	94612	Q433500 Neonatal jaundice with Dubin-Johnson syndrome
55	7475	ZV29212 [V]Neonatal care on NNU
56	47540	ZV29211 [V]Neonatal care on ITU
57		
58	68708	Q406311 Neonatal dacryocystitis due to E.Coli
59	89700	Q406312 Neonatal conjunctivitis due to E.coli
60	71441	Q451.00 Transient neonatal thrombocytopenia

1			
2			
3			
4	63790	Q46y000	Neonatal peritonitis NOS
5	72975	Qyu6000	[X]Other neonatal hypoglycaemia
6	96590	67AD.11	Neonatal feeding advice
7	90526	Q444011	Neonatal cows' milk hypocalcaemia
8	71986	Q446400	Transitory neonatal hypokalaemia
9	71532	Q406500	Neonatal dacryocystitis/conjunctivitis due to other bacteria
10	6883	Q317000	Perinatal bronchopulmonary dysplasia
11	94812	Qyu3A00	[X]Oth cardiovascular disorders originating/perinatal period
12	54248	Q415.00	Perinatal adrenal haemorrhage
13	21461	Q4...00	Other perinatal conditions
14	45002	Q412.00	Perinatal subarachnoid haemorrhage
15	87844	7F2A000	Obstetric umbilical artery Doppler
16	41899	L240000	Congenital abnormality of uterus affecting obstetric care
17	25731	Z27..00	Obstetric investigative observation
18	101334	8HQ2000	Referral for obstetric ultrasound scan
19	32913	Z28..00	Obstetric pelvic observation
20	34677	7F23000	Immed repair obstetric laceration of uterus or cervix uteri
21	58517	L244012	Rectocele affecting obstetric care
22	29087	7F25z00	Obstetric monitoring NOS
23	35601	7F23z00	Immediate repair of obstetric laceration NOS
24	13700	ZL5D100	Referral to obstetrician
25	13317	Z7...00	Obstetric examination
26	110628	L43y.11	Fat embolism - obstetric
27	34046	7F2..00	Other obstetric operations
28	60507	L35z000	Obstetric trauma NOS, unspecified
29	56727	5392	Obstetric X-ray - placenta
30	59623	L35..00	Other obstetric trauma
31	52679	L417.00	Obstetric cerebral venous thrombosis
32	13039	L383.00	Obstetric toxic reaction to local anaesthesia
33	20907	L244011	Cystocele affecting obstetric care
34	72298	L355.00	Other obstetric pelvic organ damage
35	102027	L35yz00	Other obstetric trauma NOS
36	34210	L240011	Bicornuate uterus affecting obstetric care
37	85951	7F28z00	Other non routine obstetric scan NOS
38	34086	7Fz..00	Obstetric operations NOS
39	67257	L35y.00	Other obstetric trauma OS
40	39036	7F...00	Obstetric operations
41	11268	7F23.12	Immediate suture of obstetric laceration
42	59059	L433.12	Septic obstetric embolism
43	14970	7F23100	Immed repair obstetric laceration perineum & anal sphincter
44	68557	L353000	Obstetric laceration of cervix unspecified
45	73797	L353z00	Obstetric laceration of cervix NOS
46	101752	L391000	Obstetric shock unspecified
47	85244	7F2B.00	Obstetric ultrasound monitoring
48	95698	7F28y00	Other specified other non routine obstetric scan
49			
50			
51			
52			
53			
54			
55			
56			
57			
58			
59			
60			

1			
2			
3			
4	54473	L244000	Other uterine/pelvic floor abnormal affecting obstetric care
5	85245	7F26z00	Routine obstetric scan NOS
6	55573	8HJ7.00	Obstetric self-referral
7	88229	7F2A.00	Obstetric Doppler studies
8	78449	7F28.00	Other non routine obstetric scan
9	68966	Lyu7.00	[X]Other obstetric conditions, not elsewhere classified
10	105817	9381	Obstetric coop card issued
11	93136	L241000	Tumour of uterine body affecting obstetric care
12	86011	7F26.00	Routine obstetric scan
13	35558	584..12	U-S scan - obstetric, diagn.
14	55750	L353.00	Obstetric laceration of cervix
15	65231	9384	Obstetric coop card updated
16	106154	7F2Ay00	Other specified obstetric Doppler studies
17	109880	7F2Az11	Obstetric doppler ultrasound NOS
18	48200	8HMN.00	Listed for Obstetric admission
19	51929	L354.11	High vaginal laceration - obstetric
20	34843	L352.11	Inversion of uterus - obstetric
21	44286	ZL1C200	Under care of obstetrician
22	4797	5842	U-S obstetric scan normal
23	49661	7Fy..00	Other specified obstetric operations
24	47156	L357.00	Obstetric trauma causing pelvic haematoma
25	26698	27Z..00	Obstetric examination NOS
26	104979	L354z00	Obstetric high vaginal laceration NOS
27	94444	L352z00	Obstetric inversion of uterus NOS
28	2382	584Z.00	U-S obstetric diagn. scan NOS
29	71742	L354000	Obstetric high vaginal laceration unspecified
30	20826	L241011	Uterine fibroid affecting obstetric care
31	13318	271..11	O/E - fundus size - obstetric
32	94059	7F2Az00	Obstetric Doppler studies NOS
33	28730	L355.11	Bladder injury - obstetric
34	27916	L353.12	Tear of cervix - obstetric
35	86021	7F24.00	Other obstetric operations
36	22929	8H3C.00	Non-urgent obstetric admission
37	105146	7F2Ay11	Other specified obstetric doppler ultrasound
38	69458	L354.00	Obstetric high vaginal laceration
39	33352	L352.00	Obstetric inversion of uterus
40	23800	7F23.11	Immediate repair of obstetric tear
41	29685	5843	U-S obstetric scan abnormal
42	70607	7F23300	Immediate repair of minor obstetric laceration
43	24655	8H27.00	Admit obstetric emergency
44	106067	L246000	Other cervical abnormality affecting obstetric care
45	53094	7F25y00	Other specified obstetric monitoring
46	98057	L248000	Vulval abnormality affecting obstetric care
47	36959	L391.00	Obstetric shock
48	17911	L416.11	Piles - obstetric
49			
50			
51			
52			
53			
54			
55			
56			
57			
58			
59			
60			

1			
2			
3			
4	19800	584..00	Ultrasound in obstetric diagn.
5	62012	7F2z.00	Other obstetric operations NOS
6	60870	938Z.00	Obstetric coop card NOS
7	20591	539..00	Abdominal obstetric X-ray
8	23169	539Z.00	Abdominal obstetric X-ray NOS
9	98639	L43zz00	Obstetric pulmonary embolism NOS
10	101944	L43z000	Obstetric pulmonary embolism NOS, unspecified
11	34533	8HV6.00	Private referral to obstetrician
12	35197	8HLN.00	Obstetric D.V. done
13	104205	7F2A100	Obstetric uterine artery Doppler
14	102802	7F2By00	Other specified obstetric ultrasound monitoring
15	12625	7F25.00	Obstetric monitoring
16	57891	7F23.00	Immediate repair of obstetric laceration
17	54582	L35zz00	Obstetric trauma NOS
18	13965	584..13	Ultra-sound scan - obstetric
19	96343	7F26y00	Other specified routine obstetric scan
20	100451	7F24100	Obstetric uterine tamponade
21	27019	5841	U-S obstetric scan requested
22	87848	7F2Bz00	Obstetric ultrasound monitoring NOS
23	91278	L357000	Obstetric pelvic haematoma unspecified
24	36340	938..00	Obstetric coop card
25	19327	L411.11	Perineal obstetric varicose veins
26	20496	L411.12	Vulval obstetric varicose veins
27	27650	L384.00	Obstetric spinal and epidural anaesthesia-induced headache
28	107037	Lyu4C00	[X]Other specified obstetric trauma
29	43628	L247011	Septate vagina affecting obstetric care
30	11988	8H57.00	Obstetric referral
31	11204	271..12	O/E - uterus size - obstetric
32	48311	Z261.00	Observation of gestational sac
33	43004	Q13..00	Light for gestational age
34	22385	Z22C300	Length of gestation
35	91915	7M0f400	From 9 weeks to <14 weeks gestational age
36	50704	Q113.00	Light for gestational age
37	69250	L169000	Herpes gestationis unspecified
38	59681	L41z511	Gestational phlebitis NOS
39	34265	L16C000	Gestational proteinuria
40	60330	L19..00	Complications specific to multiple gestation
41	34505	62X3.00	Full term gestation - 40 weeks
42	90884	7M0f200	9 - 13 weeks gestational age
43	29565	L161.13	Gestational oedema
44	102435	8CE0000	Gestational diabetes information leaflet given
45	34484	62X1.00	Gestation = 24 weeks
46	49663	Z261100	Gestational sac present
47	7515	L169.00	Herpes gestationis
48	37201	L16C100	Gestational oedema with proteinuria
49			
50			
51			
52			
53			
54			
55			
56			
57			
58			
59			
60			

50081	L41z512	Gestational phlebopathy NOS
58971	L41z513	Gestational thrombosis NOS
16975	L21..11	Gestation - multiple
97682	7M0fy00	Other specified gestational age
95702	7M0f300	Under 9 weeks gestational age
108013	ZC2CB00	Dietary advice for gestational diabetes
26556	62X2.00	Gestation >24 weeks
26555	62X0.00	Gestation <24 weeks
111075	Qyu1200	[X]Other 'heavy for gestational age' infants
86327	7M0f000	Over 20 weeks gestational age
91101	7M0fz00	Gestational age NOS
103954	62X5.00	Length of gestation at time of test
2664	L180900	Gestational diabetes mellitus
95703	7M0f100	14 - 20 weeks gestational age
8446	L180811	Gestational diabetes mellitus
40703	L169z00	Herpes gestationis NOS
43805	Z22C312	Duration of gestation
18810	62X..00	Length of gestation
103090	Lyu3000	[X]Other multiple gestation
55352	7M0f.00	Gestational age
21526	L123500	Gestational hypertension

colour	condition	time frame
green	pregnancy	7/12 mths
blue	birth	<21 days postpartum
yellow	abortion/ miscarriage	<5 days

Appendix 4: Additional CPRD browser pregnancy medcodes

Medcode	Readcode	Readterm
6298	ZV28.00	[V]Antenatal screening
94405	L413100	Antenatal deep vein thrombosis - delivered
99188	L173.00	Maternal tuberculosis in pregnancy/childbirth/puerperium
63781	L410z00	Varicose veins of legs in pregnancy and puerperium NOS
45870	Ly...00	Complications of pregnancy,childbirth or the puerperium OS
52106	L412z00	Superficial thrombophlebitis in pregnancy and puerperium NOS
86991	L172000	Other maternal venereal disease, unspec pregnancy/puerperium
4243	L466.00	Galactorrhoea in pregnancy and the puerperium
70092	L460.00	Retracted nipple in pregnancy, the puerperium or lactation

16995	L462.00	Breast engorgement in pregnancy, the puerperium or lactation
59573	L176500	Viral hepatitis comp pregnancy, childbirth & the puerperium
88361	L248.11	Persistent hymen in pregnancy, childbirth and the puerperium
31610	L248.13	Vulval abnormality in pregnancy/childbirth/puerperium
92998	Lyu1.00	[X]Oedema,proteinuria+hypertens in pregnancy,childbrth,puerp
20597	12G4.00	FH: Multiple pregnancy
28446	Lz...00	Complications of pregnancy,childbirth and the puerperium NOS
63835	L247z11	Septate vagina in pregnancy/childbirth/puerperium NOS
109550	L416400	Haemorrhoids in pregnancy and puerperium with p/n comp
59276	L032.00	Ovarian pregnancy
65579	L415.00	Other phlebitis and thrombosis in pregnancy and puerperium
93143	L121.00	Renal hypertension in pregnancy/childbirth/puerperium
60154	L24..00	Pelvic soft tissue abnormality in pregnancy/childbirth/puerp
71717	L121100	Renal hypertension in pregnancy/childbirth/puerp - delivered
24006	L466100	Galactorrhoea in pregnancy and the puerperium - delivered
44069	L18..00	Other medical condition in pregnancy/childbirth/puerperium
47918	L090300	Salpingitis following abortive pregnancy
11152	L...00	Complications of pregnancy, childbirth and the puerperium
63644	L181z00	Thyroid dysfunction in pregnancy/childbirth/puerperium NOS
96004	L183z00	Drug dependence during pregnancy/childbirth/puerperium NOS
1771	L182.00	Anaemia during pregnancy, childbirth and the puerperium
46744	L41..00	Venous complications of pregnancy and the puerperium
90329	L416z00	Haemorrhoids in pregnancy and the puerperium NOS
41050	Z2...00	Pregnancy, childbirth and puerperium observations
39550	L244z11	Cystocele in pregnancy, childbirth or the puerperium NOS
64147	L244z12	Rectocele in pregnancy, childbirth or the puerperium NOS
15297	L461400	Cracked nipple in pregnancy/puerperium/lactation + p/n comp
73717	L463300	Other breast disorder in pregnancy/puerperium/lact +a/n comp
98264	L165200	Asymptomatic bacteriuria in pregnancy - del with p/n comp
53310	L1z..00	Complications of pregnancy/childbirth/puerperium NOS
103144	L416300	Haemorrhoids in pregnancy and puerperium with a/n comp
46756	L184.00	Mental disorders in pregnancy, childbirth and the puerperium
26023	L411300	VV's of perineum/vulva in pregnancy/puerperium + a/n comp
58140	L173000	Maternal tuberculosis,unspec whether in pregnancy/puerperium
73089	L460000	Retracted nipple in pregnancy/puerperium/lactation unspec
67006	L096400	Pulmonary embolism following abortive pregnancy
65085	L092000	Bladder damage following abortive pregnancy
23840	L090z00	Septicaemia NOS following abortive pregnancy
51359	L090200	Pelvic peritonitis following abortive pregnancy
106097	L09y.00	Other specified complication following abortive pregnancy
12604	L120.00	Benign essential hypertension in pregnancy/childbirth/puerp

1			
2			
3			
4	103683	8Hki.00	Referral to teenage pregnancy and parenting support service
5	42091	L411z00	Varicose veins of perineum/vulva in pregnancy/puerperium NOS
6	96437	L170000	Maternal syphilis, unspec whether in pregnancy or puerperium
7	20850	L244.11	Cystocele in pregnancy, childbirth and the puerperium
8	35903	L244.12	Pendulous abdomen in pregnancy,childbirth and the puerperium
9	39492	L244.13	Rectocele in pregnancy, childbirth and the puerperium
10	71943	L411000	VV's of perineum/vulva in pregnancy/puerperium unspecified
11	93583	L096.00	Embolism following abortive pregnancy
12	34182	1547	H/O: medical termination of pregnancy
13	70422	L093400	Uraemia following abortive pregnancy
14	103222	L248z11	Persistent hymen in pregnancy/childbirth/puerperium NOS
15	97296	L461200	Cracked nipple in pregnancy/puerp/lact - deliv + p/n comp
16	5541	1544	H/O: ectopic pregnancy
17	58982	L186.00	Other cardiovascular diseases in pregnancy/childbirth/puerp
18	62886	L461z00	Cracked nipple in pregnancy, the puerperium or lactation NOS
19	41473	L183.00	Drug dependence in pregnancy, childbirth and the puerperium
20	48552	L010.11	Anembryonic pregnancy
21	33634	L182z00	Anaemia during pregnancy/childbirth/puerperium NOS
22	64384	L180z00	Diabetes mellitus in pregnancy/childbirth/puerperium NOS
23	25759	L411.00	VV's of perineum/vulva in pregnancy/puerperium
24	38556	67A7.00	Pregnancy dental advice
25	41718	L1y..00	Complications of pregnancy/childbirth/puerperium OS
26	53056	L246.11	Polyp of cervix in pregnancy, childbirth and the puerperium
27	73557	L188z00	Abnormal GTT in pregnancy/childbirth/puerperium NOS
28	69012	L466300	Galactorrhoea in pregnancy/puerperium with a/n complication
29	57131	L462100	Breast engorgement in pregnancy/puerperium/lactation - deliv
30	64260	L18D.00	Dis nervous syst complic pregnancy,childbirth and puerperium
31	59493	L090400	Salpingo-oophoritis following abortive pregnancy
32	104656	Ly2..00	Sequelae of complication pregnancy childbirth and puerperium
33	16046	L410.00	Varicose veins of legs in pregnancy and the puerperium
34	72215	L241z00	Uterine body tumour in pregnancy/childbirth/puerperium NOS
35	13245	12G2.00	FH: Diabetes in pregnancy
36	106736	9mK1.00	Pertussis vaccination in pregnancy invitation second letter
37	66537	L170100	Maternal syphilis during pregnancy - baby delivered
38	92415	L095.00	Shock following abortive pregnancy
39	35273	L097.00	Readmission for abortive pregnancy (NHS codes)
40	20152	L090y00	Sepsis NOS following abortion/ectopic/molar pregnancy
41	50009	L461100	Cracked nipple in pregnancy/puerperium/lactation - delivered
42	71162	L16y100	Other pregnancy complication - delivered
43	102635	8Cg..00	Pregnancy termination care
44	104806	L463100	Other breast disorder in pregnancy/puerperium/lact - deliv
45			
46			
47			
48			
49			
50			
51			
52			
53			
54			
55			
56			
57			
58			
59			
60			

1			
2			
3			
4			
5			
6			
7			
8			
9			
10			
11			
12			
13			
14			
15			
16			
17			
18			
19			
20			
21			
22			
23			
24			
25			
26			
27			
28			
29			
30			
31			
32			
33			
34			
35			
36			
37			
38			
39			
40			
41			
42			
43			
44			
45			
46			
47			
48			
49			
50			
51			
52			
53			
54			
55			
56			
57			
58			
59			
60			
	63319	L096.11	Embolus following abortive pregnancy
	94527	L16y400	Other pregnancy complication with postnatal complication
	9170	L12..00	Hypertension complicating pregnancy/childbirth/puerperium
	73432	L18z100	Medical condition NOS during pregnancy - baby delivered
	104466	L179.00	HIV disease complicating pregnancy childbirth puerperium
	47197	L410400	Varicose veins of legs in pregnancy/puerperium + p/n comp
	54761	L170.00	Maternal syphilis in pregnancy/childbirth/puerperium
	63773	L416100	Haemorrhoids in pregnancy and the puerperium - delivered
	101499	L246z12	Stenosis of cervix in pregnancy/childbirth/puerperium NOS
	33255	L246z11	Polyp of cervix in pregnancy/childbirth/puerperium NOS
	56542	L240z11	Bicornuate uterus in pregnancy, childbirth or puerperium NOS
	41016	L247.11	Septate vagina in pregnancy, childbirth and the puerperium
	40262	L247.13	Vaginal abnormality in pregnancy/childbirth/puerperium
	6478	L188.00	Abnormal glucose tolerance test in pregnancy/childb/puerp
	59910	L17z.00	Maternal infect/parasitic dis NOS in pregnancy/childb/puerp
	62052	L092500	Uterus damage following abortive pregnancy
	97836	L242100	Uterine operation scar in pregnancy/childbirth/puerp - deliv
	99889	L16A200	Glycosuria during pregnancy - delivered with p/n comp
	98981	L166400	Genitourinary tract infection in pregnancy with p/n comp
	59601	L462200	Breast engorgement in pregnancy/puerp/lact - del + p/n comp
	16017	L166100	Genitourinary tract infection in pregnancy - delivered
	10205	ZG9..00	Advice relating to pregnancy and fertility
	105500	L41yz00	Other venous complication of pregnancy and puerperium NOS
	41283	L187.00	Orthopaedic disorders in pregnancy/childbirth/puerperium
	63379	L183100	Drug dependence during pregnancy - baby delivered
	38871	L246.00	Other cervical abnormality in pregnancy/childbirth/puerp
	47686	L181.00	Thyroid dysfunction in pregnancy/childbirth/puerperium
	23691	L172.00	Other venereal diseases in pregnancy/childbirth/puerperium
	107197	L170z00	Maternal syphilis in pregnancy/childbirth/puerperium NOS
	68215	L188100	Abnormal GTT during pregnancy - baby delivered
	40723	L12z.00	Unspecified hypertension in pregnancy/childbirth/puerperium
	104542	67AH.00	Education about toxoplasmosis precautions during pregnancy
	97741	L461000	Cracked nipple in pregnancy/puerperium/lactation unspecified
	67035	L123200	Transient hypertension of pregnancy - deliv with p/n comp
	64125	L09yz00	Other specified complication NOS follow abortive pregnancy
	57640	L242z00	Uterine operation scar in pregnancy/childbirth/puerp NOS
	2924	7E06600	Hysterotomy and termination of pregnancy
	27952	ZV13900	[V]PH comp of pregnancy, childbirth and the puerperium
	53141	L241.00	Tumour of uterine body in pregnancy/childbirth/puerperium
	35928	L463000	Other breast disorder in pregnancy/puerperium/lact unspec
	40121	12G1.00	FH: Raised B.P. in pregnancy

1			
2			
3			
4	11359	L180.00	Diabetes mellitus during pregnancy/childbirth/puerperium
5	33708	L182100	Anaemia during pregnancy - baby delivered
6	58686	L462000	Breast engorgement in pregnancy/puerperium/lactation unspec
7	6560	L416.00	Haemorrhoids in pregnancy and the puerperium
8	98133	9Ea0.00	Risk life pregnant woman greater than if pregnancy terminatd
9	32950	L03y100	Cornual pregnancy
10	105006	Q48G.00	Complication termination pregnancy affecting fetus newborn
11	107708	L415100	Other phlebitis/thrombosis in pregnancy/puerperium - deliv
12	28225	L240.11	Bicornuate uterus in pregnancy, childbirth and puerperium
13	49789	L240.12	Double uterus in pregnancy, childbirth and the puerperium
14	56217	L416000	Haemorrhoids in pregnancy and the puerperium unspecified
15	99154	L410000	Varicose veins of legs in pregnancy/puerperium unspecified
16	96724	L162100	Unspecified renal disease in pregnancy - delivered
17	101260	L10z100	Early pregnancy haemorrhage NOS - delivered
18	35859	67A5.00	Pregnancy alcohol advice
19	42598	L175.00	Maternal rubella in pregnancy, childbirth and the puerperium
20	72437	L248z00	Vulval abnormality in pregnancy/childbirth/puerperium NOS
21	101272	L462300	Breast engorgement in pregnancy/puerperium/lact + a/n comp
22	92362	L240z00	Congenital abnormality uterus in pregnancy/childb/puerp NOS
23	63362	L091100	Defibrination syndrome following abortive pregnancy
24	73311	L41z.00	Venous complications of pregnancy and puerperium NOS
25	34639	L180100	Diabetes mellitus during pregnancy - baby delivered
26	43754	L18z.00	Medical condition NOS in pregnancy/childbirth/puerperium
27	30948	L150100	Post-term pregnancy - delivered
28	73647	L188000	Abnormal GTT - unspec whether during pregnancy/puerperium
29	54681	L189.00	Dis resp syst comp pregnancy, childbirth & puerperium
30	99365	L460z00	Retracted nipple in pregnancy/puerperium/lactation NOS
31	64649	L175100	Maternal rubella during pregnancy - baby delivered
32	28611	L461.00	Cracked nipple in pregnancy, the puerperium or lactation
33	61144	L463.00	Other breast disorder in pregnancy/puerperium/lactation
34	50571	L090100	Parametritis following abortive pregnancy
35	70342	L123400	Transient hypertension of pregnancy + postnatal complication
36	99422	L187000	Orthopaedic disorder - unsp whether in pregnancy/puerperium
37	32007	L090.00	Genital or pelvic infection following abortive pregnancy
38	45242	L241.11	Uterine fibroids in pregnancy, childbirth and the puerperium
39	7270	12G4.11	FH: Twin pregnancy
40	38440	L462z00	Breast engorgement in pregnancy/puerperium/lactation NOS
41	89557	L092300	Cervix damage following abortive pregnancy
42	41961	L171.00	Maternal gonorrhoea during pregnancy/childbirth/puerperium
43	50908	L242.00	Uterine scar from previous surgery in pregnancy/childb/puerp
44	16752	ZV72900	[V]Pregnancy examination and test
45			
46			
47			
48			
49			
50			
51			
52			
53			
54			
55			
56			
57			
58			
59			
60			

14765	L462400	Breast engorgement in pregnancy/puerperium/lact + p/n comp
15633	L182000	Anaemia - unspecified whether in pregnancy or the puerperium
73757	L247z00	Vaginal abnormality in pregnancy/childbirth/puerperium NOS
99389	L460300	Retracted nipple in pregnancy/puerperium/lact with a/n comp
24303	9Ea..00	Reason for termination of pregnancy
55757	L16y200	Other pregnancy complication - delivered with postnatal comp
67635	L180000	Diabetes mellitus - unspec whether in pregnancy/puerperium
51639	L241z11	Uterine fibroid in pregnancy/childbirth/puerperium NOS
40978	Z22A700	Surrogate pregnancy
18944	7E07011	Dilation cervix uteri & curettage for termination pregnancy
54107	L10z000	Early pregnancy haemorrhage NOS unspecified
103610	9NkN.00	Seen in early pregnancy unit
70476	L132100	Late pregnancy vomiting - delivered
23456	L412.00	Superficial thrombophlebitis in pregnancy and the puerperium
67377	L463z00	Other breast disorder in pregnancy/puerperium/lactation NOS
94736	L096600	Septic embolism following abortive pregnancy
94353	L175000	Maternal rubella, unspecified whether pregnancy/puerperium
64127	L121000	Renal hypertension in pregnancy/childbirth/puerp unspecified
99594	L415000	Other phlebitis/thrombosis in pregnancy/puerperium unsp
50093	L093000	Oliguria following abortive pregnancy
28312	L466z00	Galactorrhoea in pregnancy and the puerperium NOS
72944	L176.00	Other maternal viral dis. in pregnancy/childbirth/puerperium
49390	L174.00	Maternal malaria in pregnancy, childbirth and the puerperium
97629	L246z00	Other cervical abnormality in pregnancy/childbirth/puerp NOS
57419	L167100	Liver disorder in pregnancy - delivered
73927	L175z00	Maternal rubella in pregnancy/childbirth/puerperium NOS
54089	L466000	Galactorrhoea in pregnancy and the puerperium unspecified
94718	L121z00	Renal hypertension in pregnancy/childbirth/puerperium NOS
105918	L09y400	Urinary tract infection following abortive pregnancy
30326	L090000	Endometritis following abortive pregnancy
38022	Z22CF00	Date symptom of pregnancy first noted
69703	L185100	Congenital cardiovasc dis in pregnancy - baby delivered
69911	L18zz00	Medical condition NOS in pregnancy/childb/puerp NOS
35680	Q423.00	Hydrops fetalis due to isoimmunisation
59296	L140000	Threatened premature labour unspecified

BMJ Open

Trends in HIV testing in the UK Primary Care setting: A 15 year retrospective cohort study 2000 to 2015

Journal:	<i>BMJ Open</i>
Manuscript ID	bmjopen-2018-027744.R3
Article Type:	Research
Date Submitted by the Author:	28-Aug-2019
Complete List of Authors:	Gompels, Mark; North Bristol NHS Trust, Department of Immunology, Southmead Hospital Michael, Skevi; University of Bristol, School of Mathematics Davies, Charlotte; University of Bristol, Department of Population Health Sciences, Bristol Medical School Jones, Tim; University of Bristol; University Hospitals Bristol NHS Foundation Trust, The National Institute for Health Research Collaboration for Leadership in Applied Health Research and Care West (NIHR CLAHRC West) Macleod, John; University of Bristol, Population Health Sciences, Bristol Medical School; University of Bristol, The National Institute of Health Research Health Protection Research Unit (NIHR HPRU) in Evaluation of Interventions May, Margaret; University of Bristol, Population Health Sciences, Bristol Medical School; University of Bristol, The National Institute of Health Research Health Protection Research Unit (NIHR HPRU) in Evaluation of Interventions
Primary Subject Heading:	General practice / Family practice
Secondary Subject Heading:	HIV/AIDS, Infectious diseases, Public health, Sexual health
Keywords:	PRIMARY CARE, HIV & AIDS < INFECTIOUS DISEASES, HIV testing, CPRD

SCHOLARONE™
Manuscripts

1
2
3
4
5 **Trends in HIV testing in the UK Primary Care setting: A 15 year retrospective cohort study 2000 to**
6 **2015**
7

8 M Gompels¹, S Michael², C F Davies³, T Jones^{3,4}, John MacLeod^{3,5}, M T May^{3,5}
9

10 Version:14/05/2019
11

12 ¹ Dr Mark Gompels: Consultant HIV, Department of Immunology, Southmead Hospital, North Bristol
13 NHS Trust, UK. Email: Mark.Gompels@nbt.nhs.uk
14

15 ² Dr Skevi Michael: Senior Teaching Associate, School of Mathematics, University of Bristol, UK.
16 Email: Skevi.Michael@bristol.ac.uk
17

18 ³ Dr Charlotte F Davies: Senior Research Associate, Department of Population Health Sciences,
19 Bristol Medical School, University of Bristol, UK. Email: Charlotte.Davies@bristol.ac.uk
20

21 ^{3,4} Dr Timothy Jones: Senior Research Associate, Department of Population Health Sciences, Bristol
22 Medical School, University of Bristol, UK and The National Institute for Health Research
23 Collaboration for Leadership in Applied Health Research and Care West (NIHR CLAHRC West) at
24 University Hospitals Bristol NHS Foundation Trust, Bristol, UK. Email: Timothy.Jones@bristol.ac.uk
25

26 ^{3,5} Professor John Macleod, Professor of Clinical Epidemiology and Primary Care, Department of
27 Population Health Sciences, Bristol Medical School, University of Bristol, UK and The National
28 Institute of Health Research Health Protection Research Unit (NIHR HPRU) in Evaluation of
29 Interventions at University of Bristol, Bristol, UK. Email: John.Macleod@bristol.ac.uk
30

31 ^{3,5} Professor Margaret T May, Professor of Medical Statistics, Department of Population Health
32 Sciences, Bristol Medical School, University of Bristol, UK and The National Institute of Health
33 Research Health Protection Research Unit (NIHR HPRU) in Evaluation of Interventions at University
34 of Bristol, Bristol, UK. Email: Margaret.may@bristol.ac.uk
35
36
37
38
39
40
41
42
43

44 **Corresponding author:**
45
46
47
48

49 Dr. Charlotte F. Davies
50 Department of Population Health Sciences
51 Bristol Medical School
52 University of Bristol
53 Bristol
54 BS8 2PS
55 UK Telephone: +44 117 9287209
56
57 Fax: +44 117 928 7325
58
59 charlotte.davies@bristol.ac.uk
60

1
2
3 Word Count: abstract 300, words 4656, 4 tables, 2 figures, 50 references, 1 supplementary figure, 2
4 supplementary tables, 1 web supplementary file (appendices 1-4)
5
6
7
8
9
10
11
12
13
14
15
16
17
18
19
20
21
22
23
24
25
26
27
28
29
30
31
32
33
34
35
36
37
38
39
40
41
42
43
44
45
46
47
48
49
50
51
52
53
54
55
56
57
58
59
60

For peer review only

Abstract 300

Objectives: To estimate trends in HIV testing, positivity and prevalence in UK Primary Care for 2000-2015 as part of a wider investigation into reasons for late diagnosis of HIV.

Design: Retrospective cohort study using the Clinical Practice Research Datalink (CPRD) which is derived from computerised clinical records produced during consultations in Primary Care.

Setting: 404 General Practices in England.

Participants: 5,979,598 adults aged ≥ 16 years registered between 2000-2015 with 45,093,761 person years of observation.

Outcomes: Annual HIV testing rates, proportion of positive tests, and prevalence of HIV-infected people recorded in Primary Care 2000-2015.

Results: HIV testing in Primary Care increased from 2000 to 2010, but then declined. Testing was higher in females than males and in those aged 16-44 years compared with older adults. Rates per 100,000 in women aged 16-44 years were 177 (95% CI 167-188); 1309 (1282-1336); 1789 (1757-1821) and 839 (817-862) in 2000, 2005, 2010 and 2015, respectively, and for non-pregnant women: 22.5 (19-26); 134 (125-143); 262 (250-275); 190 (179, 201). For men aged 16-44 years rates were: 26 (22-29); 107 (100-115); 196 (185-206); 137 (127-146). Over the study period, there were approximately 2 positive results per 1000 HIV tests. Men were eight-fold more likely to test positive than women. The percentage of HIV diagnoses among adults recorded in CPRD may be as low as 55% in London and 67% in the rest of the UK.

Conclusions: HIV testing rates in Primary Care peaked in 2010 and subsequently declined. Access to testing was higher for women despite the prevalence of HIV being higher in men.

Implications and further research needed:

Opportunities remain in Primary Care for increasing HIV testing to prevent costly late diagnoses and decrease HIV transmission. Interventions to improve targeting of tests and increase adherence to HIV testing guidelines are needed in Primary Care.

Article summary

Strengths and limitations of this study

- We investigated trends in HIV testing in Primary Care using high quality data from the Clinical Practice Research Datalink (CPRD) which is derived from computerised clinical records produced during consultations in Primary Care in England.
- CPRD provided anonymised Primary Care records on patients registered between 2000 and 2015 in 404 primary care practices in England which is likely to be representative of the general patient population.
- A limitation of the study is that not all General Practices contribute data to CPRD and therefore we cannot know whether the sample was representative.
- A major strength of the study was the large number of patients, nearly 6 million, which allowed us to contrast trends in HIV testing rates in Primary Care by sex, age, deprivation, rural/urban location and whether in London or not.
- Data were available for 15 years of follow up allowing us to show that HIV testing in Primary Care in England increased between 2000 and 2010, but then declined up to 2015.

Introduction

HIV testing in Primary Care is an important component of the strategy to diagnose HIV earlier and reduce transmission of HIV. In 2015 there were an estimated 89,800 (95% credible interval (CrI) 87,100-94,800) people living with HIV (PLWHIV) in England of whom approximately 15% (CrI 12-19%) were unaware of their infection¹. Of those individuals newly diagnosed with HIV in 2015, 39% were diagnosed late, defined as having a CD4 count below 350 cells/mL within three months of diagnosis.² An estimated 1 in 4 of newly diagnosed individuals experienced a missed opportunity for an earlier diagnosis within the healthcare system in the preceding year.³ Late diagnosis of HIV is associated with increased hospitalisations, decreased life expectancy,⁴⁻⁷ and higher treatment and care costs to the NHS.⁸ Importantly, individuals with undiagnosed HIV are likely to be responsible for the majority of transmissions because successfully treated individuals are unlikely to infect others.⁹ Enhanced HIV testing is considered to be cost-effective in areas with a local diagnosed HIV prevalence that exceeds 2 per 1000 in adults aged 15-59 years.^{2,10} In these high HIV prevalence areas recommendations are an HIV test should be routinely offered to all new GP registrations, those undergoing tests for other sexually transmitted infections or having blood tests for any reason, and all new hospital medical admissions.^{2,11} However, the majority of people with HIV seek medical care for a related condition several times prior to their HIV diagnosis.^{12,13} This may be presenting to general practice or hospital care. But without a high degree of clinical suspicion, the diagnosis is often missed.¹⁴ BHIVA has published a list of indicator diseases which are more commonly found in those who are HIV positive than negative.¹⁵ HIV testing is recommended in these cases, but recent surveys suggest poor adherence to guidelines.^{16,17} Given the increase in HIV prevalence over time we would expect that there would be an increase in GP testing for HIV.

Evidence from systematic reviews shows that there are often many barriers to testing experienced by patients and equally by the healthcare providers (HCP).¹⁸⁻²⁰ Patients presenting with clinical indicator conditions to their General Practitioner (GP) provide a valuable opportunity to diagnose HIV and avoid hospitalisations due to late diagnosis.²¹ Research has shown that the majority of patients (up to 75%) newly diagnosed with HIV had been seen in the healthcare system within the 12 months prior to their diagnosis resulting in a missed opportunity to test.^{12,14,22} ²³Opt out HIV testing has been shown to be feasible, acceptable and cost effective in eight pilot studies conducted in community, primary and secondary care settings in high prevalence areas across England ²⁴.

1
2
3 However, no recent evidence is available to know if HIV testing in Primary Care has been increasing
4 and guidelines have been implemented over the country and not just in high risk areas.^{16,17}
5
6
7

8 HIV testing in Primary Care has been reported only for the years 1995 to 2005 using data from the
9 UK General Practice Research Database (GPRD).²⁵ This study showed that testing in Primary Care
10 remained low, but increased steadily. Our main objective was to analyse data from the same source
11 collected between the years 2000 to 2015 to study if HIV testing trends continued to increase in
12 primary care over this extended time period. In addition we investigated differences in HIV testing
13 rates and HIV diagnosis by demographic characteristics and estimated the prevalence of HIV
14 recorded in primary care and compared it with estimates from national surveillance.
15
16
17
18
19
20

21 **Methods**

22 ***Population and data***

23 We used data from the Clinical Practice Research Datalink (CPRD), previously known as the General
24 Practice Research Database (GPRD), which is derived from computerised clinical records produced
25 during consultations in Primary Care. The CPRD database contains information from GP practices in
26 the UK using the Vision software system (roughly 9% of UK practices) who consent to data collection;
27 the sample is broadly representative of the adult UK population²⁶. Only GP practices in England are
28 eligible for linkage to other datasets such as hospital admissions and practices can opt out of linkage.
29 CPRD provided anonymised Primary Care records and linked secondary care and mortality records
30 on patients registered between 2000 and 2015 in 404 primary care practices in England. Data were
31 available on nearly 6 million people aged over 16 years old. General Practitioners (GP) enter data on
32 tests, diagnoses and symptoms using Read codes which are a hierarchical alphanumeric system
33 similar to, but more extensive than International Classification of Disease (ICD) codes. The list of
34 Read codes used to identify (1) HIV tests²⁵ (2) HIV diagnoses²⁵ (3) pregnancy/delivery/abortion²⁷
35 and (4) additional CPRD browser pregnancy medcodes are listed as appendices 1 to 4, respectively,
36 in the supplementary file. We used individual level quintiles of the Index of Multiple Deprivation,
37 2015²⁸. Practices were classified as rural, urban conurbation, or city/town at lower super output
38 level (a small area geographic boundary of around 1,500 people) in England based on Office for
39 National Statistics classifications, 2011²⁹, and as within or outside London. Ethnicity was grouped as
40 Asian, Black African, Black Caribbean, Other, White, and unknown based on linked Hospital Episode
41 Statistics data.
42
43
44
45
46
47
48
49
50
51
52
53
54
55

56 We used national surveillance data from Public Health England (PHE) on testing in Primary Care
57 derived from general practices that submit HIV tests to laboratories participating in the Sentinel
58
59
60

1
2
3 Surveillance of Blood Borne Virus Testing (SSBBV). These practices cover 35% of England's Primary
4 Care population. HIV testing data is captured from 66% of the Primary Care population in extremely
5 high prevalence areas (>5 /1000), 37% within high prevalence areas (>2/1000) and 29% within low
6 prevalence areas. These data exclude any point of care tests (POCTs) carried out by GPs, and tests
7 carried out as part of antenatal screening. The latest data available on testing rates and positivity
8 were for 2015³⁰. Data on HIV prevalence were derived from the HIV and AIDS Reporting System
9 (HARS) and for earlier years the Survey of Prevalent HIV Infections Diagnosed (SOPHID) available
10 from PHE.² These data were available up to 2015.

11 12 13 **Patient and Public Involvement**

14
15
16
17
18
19
20
21
22
23
24
25
26
27
28
29
30
31
32
33
34
35
36
37
38
39
40
41
42
43
44
45
46
47
48
49
50
51
52
53
54
55
56
57
58
59
60
Public and Patients were not involved in the design of this study. Patient data from General Practices
were contributed via CPRD and PHE surveillance as stated above.

Statistical methods

HIV testing rate, positivity and prevalence of HIV recorded in primary care

Using data from CPRD we estimated the HIV testing rates for each year between 2000-2015, overall
and by patient demographics. Testing rates were estimated for males and females, for all ages and
grouped by age (16-44, ≥ 45 years - chosen to match the study by Evans et al²⁵). We also estimated
rates separately according to whether the practice was in London or not, and by type of location. For
each calendar year, the denominator used to calculate the HIV testing rate was the number of patients
who were in the CPRD cohort in that year satisfying the following inclusion criteria:

- (i) they were registered before the 30th June of that year
- (ii) they did not transfer to another practice or die before the 30th June of that year
- (iii) they were in the same practice for at least six months
- (iv) they had not previously tested positive for HIV.

The numerator was the number of HIV tests carried out within the relevant year. For each patient in
the denominator, the number of tests was calculated, disregarding repeat tests that were within a 3
month period. Any test done or registered more than 90 days after the first recorded positive test was
ignored.

As the majority of HIV tests in women are carried out as part of antenatal screening, analyses for
females were repeated excluding these tests. We identified women who were pregnant using either
delivery dates or Read codes as follows:

- (i) Delivery (birth) dates associated with the females in our data: An HIV test was considered ante-
natal if it occurred between 3-9 months before the recorded delivery date.

- 1
2
3 (ii) Read codes indicating any sign of pregnancy (antenatal): In this case an HIV test was considered
4 antenatal if it occurred within 6 months from the day the Read code was recorded.
5
6 (iii) Read codes associated with the postpartum period: In this case the HIV test was considered
7 antenatal if it occurred within 3-10 months before the corresponding record.
8
9 (iv) Read codes indicating any sign of miscarriage or abortion: An HIV test was recorded as ante-natal
10 if it occurred between 3 months prior to 3 months after the corresponding record.
11
12

13 The Read codes associated with pregnancy are listed in the supplementary material. The antenatal
14 HIV tests were excluded from the numerator and the corresponding patients were removed from the
15 denominator for the related period as well.
16
17

18 We plotted the trends in HIV testing rates per 100,000 person years for 2000-2015 separately for men
19 and women (including and excluding ante-natal HIV tests) for all adults and restricted to those aged
20 16-44 years old. In addition, we calculated the annual proportion of HIV tests that were positive for
21 each year to investigate whether testing improved in terms of targeting higher risk individuals during
22 the later years.
23
24
25

26 For the years 2005, 2010 and 2015, we estimated and tabulated HIV testing rates and incidence rate
27 ratios (IRR) with 95% confidence intervals from Poisson models for males and females separately
28 according to whether practice was in London or not, by age, ethnicity, IMD, and by type of location.
29
30

31 To validate our estimates of HIV testing rates recorded in CPRD, we compared them with those from
32 national surveillance data collected by PHE for 2015³⁰. Finally, we estimated the prevalence of
33 diagnosed HIV recorded in CPRD and compared this with estimated prevalence from national
34 surveillance data collected by PHE using SOPHID and HARS to determine the proportion of all HIV
35 diagnoses that were recorded in CPRD. Data analysis was performed using STATA version 14.
36
37
38
39
40
41

42 RESULTS

43 Data were available on 5,979,598 distinct patients with 45,093,761 (males 22,155,768; females
44 22,937,630) person years of observation. The demographic characteristics of included individuals are
45 shown in Table 1. There were less males (48%) than females (52%). Practices (15%) and individuals
46 (16%) in the most deprived quintile of IMD were under-represented in CPRD. The total number of
47 HIV tests recorded in CPRD between 2000 and 2015 was 159,115 of which 357 (0.2%) were positive.
48
49
50
51

52 *Trends in HIV testing rates 2000-2015 in Primary Care*

53 Figure 1 shows the trend in HIV testing rates per 100,000 person years for the period 2000-2015 by
54 gender and age group, with and without inclusion of antenatal testing. The main reason for HIV testing
55 among women of child-bearing age was antenatal screening: the testing rates (per 100,000 person-
56
57
58
59
60

years) in all women aged 16-44 increased from 177 (95% CI 167-188) in 2000 to 1789 (1757-1821) in 2010 and then decreased to 839 (817, 862) in 2015, with the corresponding figures being 23 (19-26), 262 (250-275) and 190 (179-201) when antenatal testing was excluded. For males the corresponding rates were 26 (22-29), 196 (185-206) and 137 (127-146), which are lower than rates for females even when antenatal tests are excluded. HIV testing rates in Primary Care peaked in females in 2010 (figure 1) and have declined markedly since then. In men and women not tested ante-natally, HIV testing rates increased until 2012-2013, but have declined since. Similar patterns were seen when data were restricted to those aged 16-44 years only, except that rates were much higher in younger adults compared with those aged 45 years and over (supplementary table 1 all adults, supplementary table 2 for those aged 16-44 years).

Trends in positive HIV diagnosis in Primary Care

Although the number of HIV tests was much higher in women, more men tested positive: 196/20,328 (0.96%) men compared with 161/138,787 (0.12%) women. This was skewed by a very low rate of positive diagnoses in younger females who were screened ante-natally. The smoothed trend in the percentage of tests that were positive for men and women of different ages is shown in figure 2 (plot of raw data is shown in supplementary_figure). Percentage positive (excluding antenatal tests), was similar in men and women before 2005, but declined more sharply in women thereafter. The percentage of tests that were positive peaked around 2003 and have fallen sharply since 2010, indicating that there is no evidence of better targeting of testing to individuals in later years.

HIV testing rates in practices within and outside London, by age and deprivation index

HIV testing rates were two-fold higher in London compared with outside London for both men and women in 2005 and this differential increased in 2010 and 2015. Table 2 and table 3 give the testing rates for years 2005, 2010 and 2015 for males and females (excluding antenatal tests), respectively, stratified by whether the practices were in London or outside London. Data for all years between 2000 and 2015 are given for all adults (supplementary table 1) and for adults aged 16-44 years (supplementary table 2). In more recent years practices outside London but in conurbations had higher rates than those in cities or towns, which in turn had higher rates than rural practices. Although testing rates in men in London practices decreased between 2010 and 2015 overall from 273 (251-295) to 246 (225-266) per 100,000 person-years, there was evidence of a shift in targeting of testing since rates increased in older men from 151 (127-176) to 180 (154-206) per 100,000 person-years and in the most deprived quintile from 415 (351-480) to 565 (487-643) per 100,000 person-years. This

1
2
3 targeting effect was also seen among women in London practices, but not in practices outside London.
4
5 However, in 2015 in London it remained the case that older people were less likely to be tested:
6
7 incidence rate ratio (IRR) for age ≥ 45 compared with 16-44 years was 0.59 (0.50-0.71) for men and
8
9 0.46 (0.38-0.55) in women. The corresponding IRR for outside London were much lower: IRR for age \geq
10
11 45 compared with 16-44 years was 0.37 (0.32-0.43) in men and 0.18 (0.16-0.21) in women. In contrast,
12
13 by 2015 the most deprived group were 2- or 3-fold more likely to be tested than the least deprived,
14
15 depending on gender and locality, with IRR for IMD quintile 5 versus 1 increasing markedly from 2005
16
17 through to 2015 (table 2 (males) and table 3 (females)).

18 *HIV testing rates and positivity according to national surveillance data*

19
20 For comparison, national surveillance data for 2015 estimated that General Practices in extremely
21
22 high prevalence areas (defined as greater than 5/1000 population, comparable with "London" in our
23
24 CPRD study) carried out the highest number of tests per practice population 860 per 100 000 person
25
26 years. This was nearly double the coverage rate of General Practices in high diagnosed prevalence
27
28 areas (defined as greater than 2/1000 population), which was estimated at 440 per 100 000 person
29
30 years, and ten times the coverage rate among General Practices in low diagnosed prevalence areas,
31
32 which was estimated at 90 per 100 000 person years. The estimates of HIV testing rates from
33
34 surveillance were higher than our estimates from CPRD (table 2 and table 3). The proportion of
35
36 positive tests among those tested in Primary Care estimated from SSBBV surveillance data was 0.4%
37
38 in 2015³⁰. This varied from 0.5% in very high prevalence areas to 0.2% in low prevalence areas and
39
40 was consistent with our estimated positivity (figure 2).

41 *Prevalence of recorded HIV in CPRD and comparison with national surveillance estimates*

42
43 In 2015 the prevalence of diagnosed HIV recorded in CPRD was 2.8 per 1000 adult patients in
44
45 London practices and 0.8 per 1000 in the rest of the UK (table 4). According to PHE surveillance, in
46
47 2015 HIV prevalence in UK was estimated to be 1.6 per 1000, and excluding undiagnosed HIV was
48
49 1.3 per 1000 population.² The HIV prevalence in London was estimated to be 4.7 per 1000,
50
51 substantially higher than the rest of the UK at 1.1 per 1000. The corresponding observed prevalence,
52
53 that is, excluding undiagnosed cases of HIV, was 4.2 and 0.9 per 1000 population in London and the
54
55 rest of the UK, respectively.² However, these percentages are likely to be over-estimated as children
56
57 aged <16 years were not included in the CPRD calculations of prevalence but were included in PHE
58
59 data. In General Practices in London, prevalence of HIV recorded in CPRD was higher for males, older
60
61 individuals, Black African ethnicity and most deprived quintile (table 4) with a similar pattern in
62
63 practices outside London except that prevalence did not vary by age.

Discussion

Statement of principal findings

Our analysis of CPRD data on GP consultations recorded on approximately 6 million people living in the UK over a 15-year period, shows that the initial rise in HIV testing seen in Primary Care between 2000 and 2010 reversed with a significant drop in the testing rates for HIV in primary care from 2010. This is an unexpected finding as throughout this period prevalence of HIV has been increasing which should have engendered higher rates of testing in Primary Care, given the NICE recommendations on testing, which would increase with increased prevalence^{31,32}. HIV testing rates in Primary Care were higher in women than men throughout the study period, even when tests for antenatal screening were excluded, despite HIV prevalence being higher in men. This resulted in men being eight-fold more likely to test positive than women in this setting. Over the 15-year period of the study, there were approximately 2 positive results per 1000 HIV tests. We did not find evidence of better targeting of HIV testing to individuals in more recent years as the percentage of tests that were positive peaked around 2003. Many individuals at high risk of HIV infection may choose to test in settings other than General Practice, such as sexual health clinics, which might make it harder to target HIV testing among the population attending Primary Care.

The pattern of HIV testing has also changed over time. Testing was two-fold higher in London than elsewhere and has increased in the groups and areas of high deprivation within London. This is reassuring as it also reflects the higher prevalence of HIV in these areas and indicates that HIV testing has become more geographically targeted. Overall, testing rates were higher in urban conurbations and cities than in rural areas reflecting the national prevalence figures². Younger people were more likely to be tested than those aged 45 years and over, which reflects the incidence pattern for HIV. However, our data shows an increasing trend in the rate of testing among the older age group in London, but not elsewhere, which may have been driven by the recognition that among those with HIV infection the proportion diagnosed late is higher in older age groups³³.

In 2015, the prevalence of HIV recorded in CPRD was over three-fold higher in London than elsewhere, but overall was substantially lower than the prevalence of diagnosed HIV estimated from PHE surveillance². This may be due to HIV-positive individuals not using primary care or to non-disclosure of their HIV status to their GP, not recording of the diagnosis on GP systems, or to CPRD not including sufficient practices with high HIV prevalence. CPRD is broadly representative of Primary Care in the UK, but the UK HIV epidemic is concentrated in cities with approximately half of

1
2
3 HIV-positive individuals living in London². The estimated percentage of HIV diagnoses among adults
4 that were recorded in CPRD increased between 2005 and 2015 but was still substantially lower in
5 London than elsewhere. This trend may reflect the ageing HIV population's greater requirement of
6 primary care services, decrease in stigma of disclosure, or better transfer and recording in Primary
7 Care of positive results of HIV tests carried out in other settings in later years.
8
9

10 11 12 *Strengths and weaknesses of the study*

13
14 This study is very large with data from nearly six million patients followed over fifteen years with
15 detailed primary care records. This detailed coverage enabled us to accurately measure HIV testing
16 rates according to the important factors of deprivation, urbanisation, gender, ethnicity and age.
17 Records were collected prospectively and electronically over a significant time period; therefore, we
18 were able to show clearly the trends that have occurred. Our analysis and the data collection may be
19 biased by several factors. The CPRD only includes a sample of general practices, but this is broadly
20 representative of Primary Care in the UK, and, given the large numbers, this is a sufficient sample
21 size for estimates of testing rates to be accurate. We have shown the CPRD slightly underrepresents
22 deprivation, in both individuals and GP practices. Whilst this may be the case, given the very large
23 sample size, we think that we can still draw valuable conclusions from this data. This study can only
24 show the composite rates of testing in Primary Care. We were not able to categorise the different
25 indications for an HIV test. What is clear, given the number of HIV positive patients, is that many
26 patients will have been diagnosed in other healthcare settings, for example, PHE estimated that in
27 England during 2016 5.9% and 7.3% of new diagnoses in men and women, respectively, were made
28 in Primary Care³⁴. This implies that estimates of the prevalence of diagnosed HIV based on
29 diagnoses recorded in CPRD will be under-estimates for the UK which we have shown by comparing
30 with surveillance data from PHE.
31
32

33 34 35 36 37 38 39 40 41 42 43 *Strengths and weaknesses in relation to other studies, discussing important differences in results*

44
45 HIV testing in Primary Care in the Netherlands also decreased between 2010-2015 despite similar
46 guidelines encouraging more pro-active screening for HIV³⁵. Although HIV testing in Primary Care has
47 declined, the rates of late diagnosis (CD4 count less than 350 cells/mL) have also declined from 50%
48 in 2010 to 39% in 2015³⁶, indicating a discordancy between the testing in Primary Care and
49 diagnosis. This indicates that increased testing has likely occurred in other settings. Earlier diagnosis
50 may be due to better detection in secondary care, either from screening or testing those with
51 indicator conditions, or through other routes such as sexual health clinics, insurance requests or
52 specialist testing services. Moreover, if testing has become better targeted in Primary Care and
53 incidence in the consulting population is decreasing then even without an increase in testing, those
54
55
56
57
58
59
60

1
2
3 who get tested may be tested earlier in the course of HIV infection leading to reduced rates of late
4 diagnoses. However, we have shown a significant decline in HIV testing in Primary Care since the
5 previous analysis by Evans *et al*²⁵ on testing up to 2005, and therefore we can look at increased
6 testing in primary care as an option to improve early HIV detection rates.
7
8
9

10 *Meaning of the study: possible explanations and implications for clinicians and policymakers*

11
12 Since 2015, UK and international treatment guidelines³⁷ for those diagnosed with HIV recommend
13 immediate treatment with antiretroviral therapy (ART) due to findings from the START trial³⁸. This
14 change, together with pre-exposure prophylaxis (PrEP), has resulted in a decline in HIV infection
15 rates for the last 2 years³⁴. Nevertheless, there are still opportunities for diagnosing HIV earlier in
16 Primary Care whilst testing rates remain very low. Current UK testing guidelines³⁴ recommend
17 people attending General Practices in areas of high HIV prevalence should be offered an HIV test at
18 registration or when having a blood test if they have not had an HIV test in the past 12 months.
19 People newly diagnosed with an HIV indicator condition should also be offered an HIV test. The aim
20 is to diagnose HIV earlier as late diagnosis of HIV is associated with increased morbidity and
21 mortality.^{7,39,40} There are benefits for diagnosing HIV earlier both for the individual in terms of
22 quality of life and life expectancy⁶ and a wider societal benefit of reduced transmission and lower
23 NHS treatment costs.
24
25
26
27
28
29
30
31
32
33
34
35

36 *Unanswered questions and future research*

37
38 Although it is a public health imperative, and target, to increase HIV testing and diagnosis, it is
39 unclear how this could be implemented in Primary Care. A literature review undertaken of public
40 and Health Care Professional (HCP) attitudes towards HIV testing in the UK showed that a proactive
41 offer of an HIV test by the HCP was an important factor which could help increase testing rates.²⁰
42 Reasons for low levels of HIV testing by the HCP include fear/concern of offending patients,
43 inadequate knowledge/training on HIV, low awareness of current testing guidelines,
44 underestimation of patient risk, insufficient time, competing priorities, perceived burdensome
45 consent process and pre-test discussion.^{18-20,41} Studies indicate a need for education and training on
46 HIV testing for HCP in Primary Care to overcome these barriers to testing.^{16,42} Adequate
47 interventions are needed to address these barriers so individuals can receive a timely HIV test and
48 with it the important treatment benefits and care if found to be HIV positive. Another literature
49 review has provided evidence that HIV indicator conditions have the potential to be used more
50 effectively as triggers for earlier HIV testing⁴³. Opt-out testing can facilitate increased HIV testing as
51
52
53
54
55
56
57
58
59
60

1
2
3 has been evident from a trial in emergency care setting⁴⁴. When blood tests are carried out for any
4 reason in primary care, there could also be an opt-out HIV test. Computer prompts based on risk
5 algorithms are another strategy to support HIV testing⁴⁵⁻⁴⁹ which could be based on electronic health
6 records such as those in CPRD.
7
8
9

10
11
12
13 Although the results shown here are for a UK based population the methodology may be applicable
14 to other healthcare systems. They provide accurate testing rates and detection rates in Primary Care
15 which are measures of HIV testing that can be used for international comparisons. A key element
16 for preventing transmission and late diagnosis of HIV is testing in Primary Care, based on a screening
17 strategy or indicator conditions⁵⁰. These data inform us of the current situation on testing and will
18 be useful in planning and evaluating interventions to improve this.
19
20
21
22

23
24 The data on the discrepancy between PHE and CPRD prevalence of HIV positive status being
25 recorded is another finding of importance for planning. New testing strategies such as home test and
26 rapid testing outside of standard health care settings may contribute to the decrease in testing in
27 Primary Care. These need to have a strategy in their delivery to feed back to Primary Care to
28 maximise the benefits to patients and their health networks.
29
30
31
32
33
34

35 *Conclusions*

36 HIV testing rates have declined in Primary Care in all age groups, although there has been a fall in
37 late presentation. HIV testing rates are highest in London, and higher in urban areas than rural areas.
38 Increased testing would likely increase the number of positive tests and help prevent late diagnosis.
39 Further interventions to increase selectivity of testing (positive cases per test) may be required,
40 either at the individual level using risk factors and HIV indicator conditions or at the practice level
41 using knowledge of local HIV prevalence.
42
43
44
45
46
47
48

49 **Contributor and guarantor information**

50 MG and MM planned the research study and were responsible for study design. JM and TJ advised
51 on study design. CD applied for ethics approval and did the literature search. TJ and CD obtained
52 data from CPRD and helped with coding and extracting data. SM was responsible for statistical
53 analyses, tables and graphs. MM, SM and MG wrote the first draft of the paper. All authors
54 contributed to writing and revising the paper and agreed to submission. MM acts as guarantor for
55 the conduct of the study, had full access to the data and made decision to publish.
56
57
58
59
60

Ethics approval

The protocol was submitted to and approved by the independent scientific advisory committee for the CPRD (protocol ISAC number 16_172A). The study was approved by the South West, Frenchay, Research Ethics Committee on the 19/09/2016 (REC reference 16/SW/0286).

Transparency statement

Margaret May affirms that the manuscript is an honest, accurate and transparent account of the study, and that no important aspects of the study have been omitted. The sponsor had no role in research or decision to publish.

Competing Interests statement

No authors have any competing interests.

Role of the funding source:

The study was supported by Research Capability Funding from North Bristol NHS Trust. This study is based in part on data from the Clinical Practice Research Datalink (CPRD) obtained under licence from the UK Medicines and Healthcare products Regulatory Agency. This report is independent research supported by the National Institute for Health Research (NIHR) Health Protection Research Unit (HPRU) in Evaluation of Interventions at University of Bristol in partnership with Public Health England. TJ's time is supported by the NIHR Collaboration for Leadership in Applied Health Research and Care West (CLAHRC West) at University Hospitals Bristol NHS Foundation Trust. MM is also supported by the NIHR Biomedical Research Centre at University Hospitals Bristol NHS Foundation Trust and the University of Bristol. However, the interpretation and conclusions contained in this report are those of the authors and not necessarily those of the NHS, the NIHR, CPRD or the Department of Health.

Acknowledgements

We would like to thank the following authors; Joni Jackson, Natalia V. Lewis, Gene S Feder, Penny Whiting, Timothy Jones, John Macleod and Maria Theresa Redaniel for sharing their medical codes to identify pregnancy, delivery and abortion used in our data analysis.

Data sharing

No additional data is available as use of the data was licensed by CPRD and therefore cannot be shared further.

References

1. Brown AE, Kirwan PD, Chau C, Khawam J, Gill ON, VC. D. Public Health England, London. Towards elimination of HIV transmission, AIDS and HIV-related deaths in the UK – 2017 report. 2017.
2. Kirwan PC, C; Brown, AE; Delpech, VC; and contributors;. *HIV in the UK - 2016 report*. London: Public Health England;2016.
3. Ellis S, Curtis H, Ong ELC, British HIVAB, Stand BCA. HIV diagnoses and missed opportunities. Results of the British HIV Association (BHIVA) National Audit 2010. *Clinical Medicine*. 2012;12(5):430-434.
4. Chadborn TR, Delpech VC, Sabin CA, Sinka K, Evans BG. The late diagnosis and consequent short-term mortality of HIV-infected heterosexuals (England and Wales, 2000-2004). *Aids*. 2006;20(18):2371-2379.
5. Girardi E, Sabin CA, Monforte AdA. Late diagnosis of HIV infection: Epidemiological features, consequences and strategies to encourage earlier testing. *Jaids-Journal of Acquired Immune Deficiency Syndromes*. 2007;46:S3-S8.
6. May M, Gompels M, Delpech V, et al. Impact of late diagnosis and treatment on life expectancy in people with HIV-1: UK Collaborative HIV Cohort (UK CHIC) Study. *British Medical Journal*. 2011;343(d6016).
7. Croxford S, Kitching A, Desai S, et al. Mortality and causes of death in people diagnosed with HIV in the era of highly active antiretroviral therapy compared with the general population: an analysis of a national observational cohort. *The Lancet Public Health*. 2017;2(1):e35-e46.
8. Beck EJ, Mandalia S, Sangha R, et al. The Cost-Effectiveness of Early Access to HIV Services and Starting cART in the UK 1996-2008. *PloS one*. 2011;6(12).
9. Rodger AJ, Cambiano V, Bruun T, et al. Sexual Activity Without Condoms and Risk of HIV Transmission in Serodifferent Couples When the HIV-Positive Partner Is Using Suppressive Antiretroviral Therapy. *Jama-J Am Med Assoc*. 2016;316(2):171-181.
10. NICE. National Institute of Health and Care Excellence (NICE). HIV testing: increasing uptake among people who may have undiagnosed HIV. Economic assessment: resource impact of recommendations. March 2016 (accessed 07/2016) <https://www.nice.org.uk/guidance/GID-PHG91/documents/economic-report>. 2016.
11. NICE. National Institute of Health and Care Excellence (NICE). HIV testing: increasing uptake among people who may have undiagnosed HIV. (accessed 09/2017) niceorguk/guidance/ng60. 2016.
12. Read P, Armstrong-James D, Tong CYW, Fox J. Missed opportunities for HIV testing-a costly oversight. *Qjm-an International Journal of Medicine*. 2011;104(5):421-424.
13. Joore IK, Arts DL, Kruijer MJ, et al. HIV indicator condition-guided testing to reduce the number of undiagnosed patients and prevent late presentation in a high-prevalence area: a case-control study in primary care. *Sex Transm Infect*. 2015;91(7):467-472.
14. Burns FM, Johnson AM, Nazroo J, et al. Missed opportunities for earlier HIV diagnosis within primary and secondary healthcare settings in the UK. *Aids*. 2008;22(1):115-122.
15. BHIVA. British HIV Association. UK National Guidelines for HIV testing 2008; (accessed 04/2016) <http://www.bhiva.org/HIVtesting2008.aspx>. 2008.
16. Elmahdi R, Gerver SM, Guillen GG, Fidler S, Cooke G, Ward H. Low levels of HIV test coverage in clinical settings in the UK: a systematic review of adherence to 2008 guidelines. *Sexually transmitted infections*. 2014;90(2):119-124.
17. Hartney T, Kennedy I, Crook P, Nardone A. Expanded HIV testing in high-prevalence areas in England: results of a 2012 audit of sexual health commissioners. *HIV medicine*. 2014;15(4):251-254.

18. Deblonde J, De Koker P, Hamers FF, Fontaine J, Luchters S, Temmerman M. Barriers to HIV testing in Europe: a systematic review. *European Journal of Public Health*. 2010;20(4):422-432.
19. Bolsewicz K, Vallely A, Debattista J, Whittaker A, Fitzgerald L. Factors impacting HIV testing: a review - perspectives from Australia, Canada, and the UK. *Aids Care-Psychological and Socio-Medical Aspects of Aids/Hiv*. 2015;27(5):570-580.
20. Davies C, Gompels M, May M. Public and Healthcare Practitioner attitudes towards HIV testing: Review of the evidence in the UK. *International STD Research and Reviews*. 2015;3(3):991-1022.
21. Scognamiglio P, Chiaradia G, De Carli G, et al. The potential impact of routine testing of individuals with HIV indicator diseases in order to prevent late HIV diagnosis. *Bmc Infect Dis*. 2013;13.
22. Goodall L, Leen C. Late diagnosis of HIV: could this be avoided? *Scott Med J*. 2011;56(2):84-86.
23. Joore IK, Reukers DF, Donker GA, et al. Missed opportunities to offer HIV tests to high-risk groups during general practitioners' STI-related consultations: an observational study. *BMJ Open*. 2016;6(1):e009194.
24. Health Protection Agency (HPA). Time to test for HIV: expanding HIV testing in healthcare and community services in England (accessed 09/2017) http://www.bhiva.org/documents/Publications/Time_to_test_final_report_Sept_2011.pdf. 2011.
25. Evans HER, Mercer CH, Rait G, et al. Trends in HIV testing and recording of HIV status in the UK primary care setting: a retrospective cohort study 1995-2005. *Sexually transmitted infections*. 2009;85(7):520-526.
26. Herrett E, Gallagher AM, Bhaskaran K, et al. Data Resource Profile: Clinical Practice Research Datalink (CPRD). *Int J Epidemiol*. 2015;44(3):827-836.
27. Jackson J, Lewis NV, Feder GS, et al. Exposure to domestic violence and abuse and consultations for emergency contraception: nested case-control study in a UK primary care dataset. *Br J Gen Pract* DOI: <https://doi.org/10.3399/bjgp18X700277>. 2018.
28. National Statistics. English Indices of Deprivation 2015. Statistics on relative deprivation in small areas in England. <https://www.gov.uk/government/statistics/english-indices-of-deprivation-2015> (accessed 04/2016). 2015.
29. Rhodes SD, Vissman AT, Stowers J, et al. A CBPR Partnership Increases HIV Testing Among Men Who Have Sex With Men (MSM): Outcome Findings From a Pilot Test of the CyBER/testing Internet Intervention. *Health Education & Behavior*. 2011;38(3):311-320.
30. Public Health England (PHE). Health Protection Report. Annual report from the sentinel surveillance study of blood borne virus testing in England: data for January to December 2015
(Accessed July 2016) https://assets.publishing.service.gov.uk/government/uploads/system/uploads/attachment_data/file/540332/hpr2416_bbvs.pdf. 2016.
31. NICE. National Institute for Health and Care Excellence (NICE). Increasing the uptake of HIV testing to reduce undiagnosed infection and prevent transmission among black African communities living in England. *NICE Public Health Guidance 33 (accessed 10/2014)* <http://nice.org.uk>. 2011.
32. NICE. National Institute for Health and Care Excellence (NICE). Increasing the uptake of HIV testing among men who have sex with men. *NICE Public Health Guidance 34 (accessed 09/2014)* <http://nice.org.uk>. 2011.
33. Tavošchi L, Gomes Dias J, Pharris A. New HIV diagnoses among adults aged 50 years or older in 31 European countries, 2004-15: an analysis of surveillance data. *Lancet Hiv*. 2017;4(11):e514-e521.

- 1
2
3
4
5
6
7
8
9
10
11
12
13
14
15
16
17
18
19
20
21
22
23
24
25
26
27
28
29
30
31
32
33
34
35
36
37
38
39
40
41
42
43
44
45
46
47
48
49
50
51
52
53
54
55
56
57
58
59
60
34. Nash SGF, M; Gill, O.N.; Connor, N.; and contributors;. *HIV testing in England: 2017 report.* . London: Public Health England; 1/11/2017 2017.
 35. Joore IK, van Bergen J, Ter Riet G, van der Maat A, van Dijk N. Development and evaluation of a blended educational programme for general practitioners' trainers to stimulate proactive HIV testing. *BMC family practice.* 2018;19(1):36.
 36. Public Health England (PHE). HIV: annual data tables. HIV surveillance data in the UK by demographic characteristics and geographical region. (Accessed 7/2016) <https://www.gov.uk/government/statistics/hiv-annual-data-tables>. 2015 (updated 2017).
 37. World Health Organisation (WHO). Guideline on when to start antiretroviral therapy and on pre-exposure prophylaxis for HIV. Geneva: World Health Organization, 2015 (<http://www.who.int/hiv/pub/guidelines/earlyrelease-arv/en> (accessed 07/17). Sept 2015.
 38. Lundgren JD, Babiker AG, Gordin F, et al. Initiation of Antiretroviral Therapy in Early Asymptomatic HIV Infection. *The New England journal of medicine.* 2015;373(9):795-807.
 39. Sabin C. Review of life expectancy in people with HIV in settings with optimal ART access: what we know and what we don't. *Journal of the International AIDS Society.* 2012;15:4.
 40. Nakagawa F, Lodwick RK, Smith CJ, et al. Projected life expectancy of people with HIV according to timing of diagnosis. *Aids.* 2012;26(3):335-343.
 41. Hunter E, Perry M, Leen C, Premchand N. HIV testing: getting the message across—a survey of knowledge, attitudes and practice among non-HIV specialist physicians. *Postgraduate Medical Journal.* 2012;88(1036):59-65.
 42. Pillay TD, Mullineux J, Smith CJ, Matthews P. Unlocking the potential: longitudinal audit finds multifaceted education for general practice increases HIV testing and diagnosis. *Sexually transmitted infections.* 2013;89(3):191-U125.
 43. Davies C, Gompels M, May M. Use and Effectiveness of HIV Indicator Conditions in Guiding HIV Testing: A Review of the Evidence *International STD Research & Reviews.* 2017;6(2):1-27.
 44. Montoy JC, Dow WH, Kaplan BC. Patient choice in opt-in, active choice, and opt-out HIV screening: randomized clinical trial. *BMJ (Clinical research ed).* 2016;532:h6895.
 45. Federman D, Kravetz J, Vasquez L, , Campbell S. Improving human immunodeficiency virus testing rates with an electronic clinical reminder. *The American Journal of Medicine.* 2012;125(3):240-242.
 46. Schrantz SJ, Babcock CA, Theodosis C, Brown S, Mercer S, Pillow MT ea. A targeted, conventional assay, emergency department HIV testing program integrated with existing clinical procedures. . *Ann Emerg Med.* 2011;58((1 Suppl 1)::S85-88.e81.
 47. Goetz MB, Hoang T, Bowman C, Knapp H, Rossman B, Smith R. A system-wide intervention to improve HIV testing in the Veterans Health Administration. . *J Gen Intern Med.* 2008;23(8):1200-1207.
 48. Menza TW HJ, Celum CL, Golden, MR. Prediction of HIV acquisition among men who have sex with men. . *Sex TransmDis.* 2009;36(9):547-555.
 49. Sharghi N, Bosch RJ, Mayer K, Essex M, Seage GR. The development and utility of a clinical algorithm to predict early HIV-1 infection. . *J Acquir Immune Defic Syndr.* 2005;40(4):472-478.
 50. Joore IK, Twisk DE, Vanrolleghem AM, et al. The need to scale up HIV indicator condition-guided testing for early case-finding: a case-control study in primary care. *BMC family practice.* 2016;17(1):161.

Table 1: Patient and practice demographics

Demographic Variable	Group	Frequency	Percentage (%)
Gender	Males	2,871,884	48.03
	Females	3,107,562	51.97
	Other/Unknown	152	0.00
Age (in 2015)	16-44	2,684,443	44.89
	>44	3,295,155	55.11
Ethnicity	Asian	147,295	2.46
	Black African	45,632	0.76
	Black Caribbean	28,558	0.48
	Other	118,934	1.99
	White	3,328,189	55.66
	Unknown	2,310,990	38.65
Region	Outside London	4,693,116	78.49
	London	1,129,924	18.90
	Unknown	156,558	2.62
Urban/Rural	Urban(Conurbation)	2,134,497	35.70
	Urban(City/Town)	2,991,079	50.02
	Rural	697,452	11.66
	Unknown	156,558	2.62
Patient IMD (2015) 1=least deprived, ..., 5=most deprived	Quintile 1	1,285,213	21.49
	Quintiles 2,3,4	3,564,936	59.62
	Quintile 5	964,853	16.14
	Unknown	164,596	2.75
Practice IMD (2015) 1=least deprived, ..., 5=most deprived	Quintile 1	1,249,293	20.89
	Quintiles 2,3,4	3,702,313	61.92
	Quintile 5	871,434	14.57
	Unknown	156,558	2.62

Table 2: Testing rates (per 100,000 person years) for **males** and incidence rate ratios (IRR) with 95% CI for years 2005, 2010, 2015.

	London								
	2005			2010			2015		
	Rate (95% CI)	IRR (95% CI)	p-value	Rate (95% CI)	IRR (95% CI)	p-value	Rate (95% CI)	IRR (95% CI)	p-value
Overall	133 (117, 148)	-	-	273 (251, 295)	-	-	246 (225, 266)	-	-
Age									
16-44	175 (151, 198)	1	<0.0001	366 (333, 400)	1	<0.0001	304 (272, 336)	1	<0.0001
>=45	75 (56, 93)	0.43 (0.33, 0.56)		151 (127, 176)	0.41 (0.34, 0.50)		186 (154, 206)	0.59 (0.50, 0.71)	
Ethnicity									
White	102 (80, 125)	1		240 (206, 275)	1		227 (187, 256)	1	
Asian	152 (73, 232)	1.49 (0.85, 2.62)	<0.0001	329 (220, 438)	1.37 (0.95, 1.96)	<0.0001	168 (88, 247)	0.76 (0.47, 1.22)	<0.0001
Black African	669 (361, 977)	6.53 (3.93, 10.85)		1227 (849, 1605)	5.10 (3.63, 7.18)		919 (602, 1236)	4.15 (2.84, 6.06)	
Black Caribbean	216 (432, 389)	2.11 (0.92, 4.82)		361 (148, 574)	1.50 (0.82, 2.76)		529 (267, 779)	2.36 (1.42, 3.95)	
Patient IMD (2015)*									
Quintile 1	160 (119, 202)	1		207 (159, 254)	1		200 (153, 248)	1	
Quintiles 2,3,4	120 (102, 139)	0.75 (0.56, 1.01)	0.0912	252 (226, 279)	1.22 (0.95, 1.57)	<0.0001	177 (155, 198)	0.88 (0.68, 1.14)	<0.0001
Quintile 5	155 (114, 195)	0.96 (0.67, 1.40)		415 (351, 480)	2.01 (1.53, 2.65)		565 (487, 643)	2.82 (2.16, 3.68)	
	Outside London								
	2005			2010			2015		
	Rate (95% CI)	IRR (95% C.I.)	p-value	Rate (95% CI)	IRR (95% C.I.)	p-value	Rate (95% CI)	IRR (95% C.I.)	p-value
Overall	65 (60, 70)	-	-	106 (100, 112)	-	-	66 (60, 69)	-	-
Age									
16-44	95 (87, 103)	1	<0.0001	161 (150, 172)	1	<0.0001	106 (91, 109)	1	<0.0001
>=45	34 (29, 39)	0.36 (0.30, 0.42)		54 (48, 60)	0.34 (0.30, 0.38)		33 (32, 42)	0.37 (0.32, 0.43)	
Ethnicity									
White	63 (57, 69)	1		100 (92, 108)	1		69 (57, 70)	1	
Asian	159 (89, 229)	2.52 (1.61, 3.94)	<0.0001	336 (245, 427)	3.36 (2.55, 4.44)		200 (135, 266)	3.16 (2.25, 4.45)	
Black African	579 (221, 937)	9.17 (4.90, 17.16)		1321 (859, 1783)	13.24 (9.23, 18.97)		584 (289, 878)	9.22 (5.51, 15.44)	
Black Caribbean	185 (37, 366)	2.93 (1.09, 7.83)		506 (156, 856)	5.06 (2.86, 8.96)		205 (25, 379)	3.19 (1.32, 7.70)	
Patient IMD (2015)*									
Quintile 1	60 (51, 69)	1		98 (87, 110)	1		64 (52, 70)	1	
Quintiles 2,3,4	60 (54, 66)	1.0 (0.84, 1.20)	0.0002	94 (87, 101)	0.96 (0.83, 1.10)	<0.0001	57 (48, 59)	0.87 (0.73, 1.04)	<0.0001
Quintile 5	89 (75, 104)	1.49 (1.20, 1.86)		163 (145, 182)	1.66 (1.41, 1.96)		110 (99, 131)	1.89 (1.55, 2.31)	
Urban/Rural class									
Conurbation	65 (55, 76)	1		144 (129, 159)	1		97 (79, 102)	1	
City/Town	69 (63, 75)	1.05 (0.88, 1.26)	0.0045	100 (93, 107)	0.70 (0.61, 0.79)	<0.0001	69 (54, 65)	0.66 (0.56, 0.77)	<0.0001
Rural	47 (37, 58)	0.72 (0.55, 0.95)		75 (62, 88)	0.52 (0.43, 0.64)		47 (39, 60)	0.55 (0.43, 0.70)	

*1=least deprived - 5=most deprived

bmjopen-2018-027774 on November 20, 2019. Downloaded from <http://bmjopen.bmj.com/> by guest. Protected by copyright.

Table 3: Testing rates (per 100000 person years) for **females** and incidence rate ratios (IRR) with 95% CI for years 2005, 2010, 2015 (antenatal testing excluded)

	London								
	Rate (95% CI)	2005 IRR (95% CI)	p-value	Rate (95% CI)	2010 IRR (95% CI)	p-value	Rate (95% CI)	2015 IRR (95% CI)	p-value
Overall	139 (123, 155)	-	-	309 (285, 332)	-	-	243 (223, 264)	-	-
Age									
16-44	216 (189, 242)	1		479 (440, 517)	1		327 (295, 360)	1	
>=45	39 (26, 52)	0.18 (0.13, 0.26)	<0.0001	93 (74, 112)	0.19 (0.16, 0.24)	<0.0001	150 (127, 173)	0.46 (0.38, 0.55)	<0.0001
Ethnicity									
White	120 (100, 140)	1		270 (239, 301)	1		170 (144, 195)	1	
Asian	199 (117, 280)	1.65 (1.09, 2.51)		261 (183, 339)	0.97 (0.70, 1.33)		190 (126, 254)	1.12 (0.78, 1.62)	
Black African	415 (234, 596)	3.46 (2.21, 5.43)	<0.0001	825 (602, 1048)	3.06 (2.29, 4.08)	<0.0001	728 (487, 929)	4.30 (3.13, 5.87)	<0.0001
Black Caribbean	248 (96, 400)	2.06 (1.15, 3.72)		438 (260, 617)	1.63 (1.06, 2.48)		399 (211, 578)	2.35 (1.50, 3.70)	
Patient IMD (2015)*									
Quintile 1	153 (112, 194)	1		172 (130, 215)	1		156 (115, 197)	1	
Quintiles 2,3,4	125 (106, 143)	0.82 (0.60, 1.10)	0.0278	284 (258, 311)	1.65 (1.27, 2.14)	<0.0001	195 (173, 218)	1.25 (0.95, 1.66)	<0.0001
Quintile 5	183 (138, 227)	1.19 (0.84, 1.71)		539 (463, 615)	3.13 (2.37, 4.14)		520 (448, 592)	3.33 (2.50, 4.46)	
	Outside London								
	Rate (95% CI)	2005 IRR (95% CI)	p-value	Rate (95% CI)	2010 IRR (95% CI)	p-value	Rate (95% CI)	2015 IRR (95% CI)	p-value
Overall	67 (62, 71)	-	-	117 (111, 123)	-	-	83 (78, 89)	-	-
Age									
16-44	118 (108, 127)	1		216 (204, 229)	1		160 (148, 171)	1	
>=45	21 (17, 24)	0.18 (0.15, 0.21)	<0.0001	34 (29, 38)	0.16 (0.14, 0.18)	<0.0001	29 (25, 33)	0.18 (0.16, 0.21)	<0.0001
Ethnicity									
White	67 (61, 72)	1		117 (110, 125)	1		77 (71, 83)	1	
Asian	188 (123, 252)	2.82 (2.01, 3.95)		357 (284, 430)	3.04 (2.46, 3.77)		207 (155, 259)	2.69 (2.07, 3.50)	
Black African	515 (270,)	7.33 (4.77, 12.53)	<0.0001	829 (563, 1094)	7.07 (5.13, 9.73)	<0.0001	432 (299, 616)	5.63 (3.71, 8.53)	<0.0001
Black Caribbean	235 (61, 409)	3.53 (1.68, 7.44)		778 (468, 1087)	6.63 (4.49, 9.79)		489 (277, 721)	6.36 (3.93, 10.30)	
Patient IMD (2015)*									
Quintile 1	64 (54, 73)	1		95 (84, 106)	1		71 (61, 81)	1	
Quintiles 2,3,4	61 (55, 67)	0.97 (0.81, 1.15)	0.0001	95 (88, 102)	1.00 (0.87, 1.15)	<0.0001	72 (65, 78)	1.01 (0.86, 1.19)	<0.0001
Quintile 5	92 (77, 107)	1.45 (1.17, 1.79)		241 (218, 265)	2.54 (2.19, 2.95)		152 (134, 170)	2.15 (1.80, 2.57)	
Urban/Rural class									
Conurbation	54 (45, 64)	1		165 (148, 181)	1		120 (106, 133)	1	
City/Town	72 (66, 78)	1.33 (1.10, 1.60)	0.0078	108 (101, 116)	0.66 (0.59, 0.74)	<0.0001	77 (70, 83)	0.64 (0.56, 0.74)	<0.0001
Rural	62 (50, 74)	1.15 (0.89, 1.47)		85 (71, 99)	0.52 (0.43, 0.62)		60 (53, 72)	0.50 (0.40, 0.62)	

*1=least deprived - 5=most deprived

Table 4: Prevalence (with 95% CI) of diagnosed HIV recorded in CPRD (per 100,000 persons) by gender, age, ethnicity and patient IMD, for London and outside London.

London			
	Prevalence (95% CI)		
	2005	2010	2015
All	140 (129, 151)	230 (216, 244)	282 (267, 297)
Gender			
Males	191 (172, 209)	294 (271, 317)	369 (344, 395)
Females	91 (78, 103)	170 (153, 187)	199 (181, 217)
Age			
16-44	168 (152, 184)	234 (215, 253)	229 (210, 249)
>44	103 (88, 117)	226 (205, 247)	341 (316, 365)
Ethnicity			
White	127 (112, 143)	183 (164, 202)	224 (202, 246)
Asian	45 (17, 72)	84 (50, 119)	96 (60, 131)
Black African	1465 (1205, 1726)	2350 (2055, 2646)	2597 (2294, 2899)
Black Caribbean	195 (97, 294)	431 (291, 572)	538 (381, 695)
Patient IMD (2015)			
Quantile 1	32 (19, 45)	86 (65, 107)	121 (96, 146)
Quantiles 2,3,4	136 (122, 149)	212 (195, 228)	256 (238, 274)
Quantile 5	268 (230, 306)	444 (397, 491)	544 (492, 596)
Outside London			
	Prevalence (95% CI)		
	2005	2010	2015
All	38 (36, 41)	64 (61, 67)	81 (77, 85)
Gender			
Males	50 (46, 54)	81 (76, 86)	105 (99, 110)
Females	26 (23, 29)	48 (44, 52)	58 (54, 62)
Age			
16-44	55 (51, 59)	78 (72, 83)	82 (76, 87)
>44	22 (19, 25)	52 (48, 56)	80 (76, 85)
Ethnicity			
White	29 (26, 32)	46 (43, 50)	60 (56, 64)
Asian	37 (16, 59)	40 (21, 59)	55 (34, 76)
Black African	2537 (2110, 2964)	3663 (3236, 4091)	3933 (3514, 4353)
Black Caribbean	135 (35, 236)	347 (195, 499)	484 (308, 660)
Patient IMD (2015)			
Quantile 1	19 (16, 23)	31 (26, 35)	42.58 (37, 48)
Quantiles 2,3,4	35 (32, 38)	60 (56, 65)	77 (72, 81)
Quantile 5	82 (72, 91)	132 (121, 144)	159 (146, 172)

1 Figure legends:
2

3 Figure 1: Trend in HIV testing rates per 100,000 person years for the period 2000-2015 by gender
4 and age group, with and without inclusion of antenatal testing.
5
6
7

8 Figure 2: Trend in the percentage of HIV tests that were positive for the period 2000-2015 by gender
9 and age group, with and without inclusion of antenatal testing.
10
11
12
13
14
15
16
17
18
19
20
21
22
23
24
25
26
27
28
29
30
31
32
33
34
35
36
37
38
39
40
41
42
43
44
45
46
47
48
49
50
51
52
53
54
55
56
57
58
59
60

For peer review only

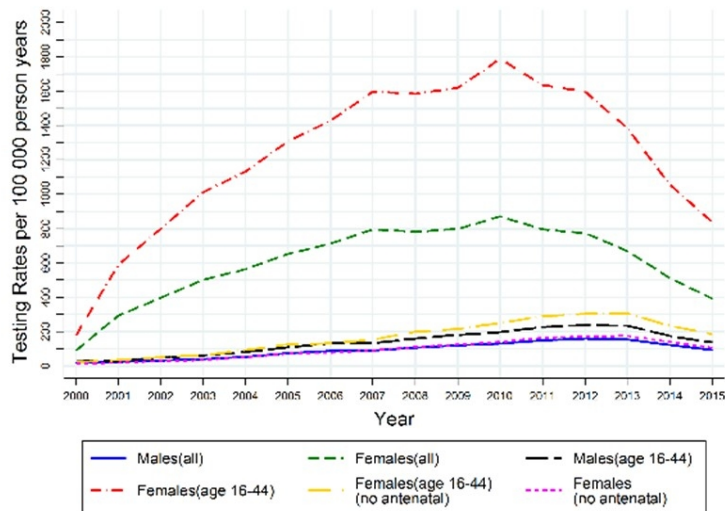


Figure 1 : Trend in HIV testing rates per 100,000 person years for the period 2000-2015 by gender and age group, with and without inclusion of antenatal testing

90x90mm (300 x 300 DPI)

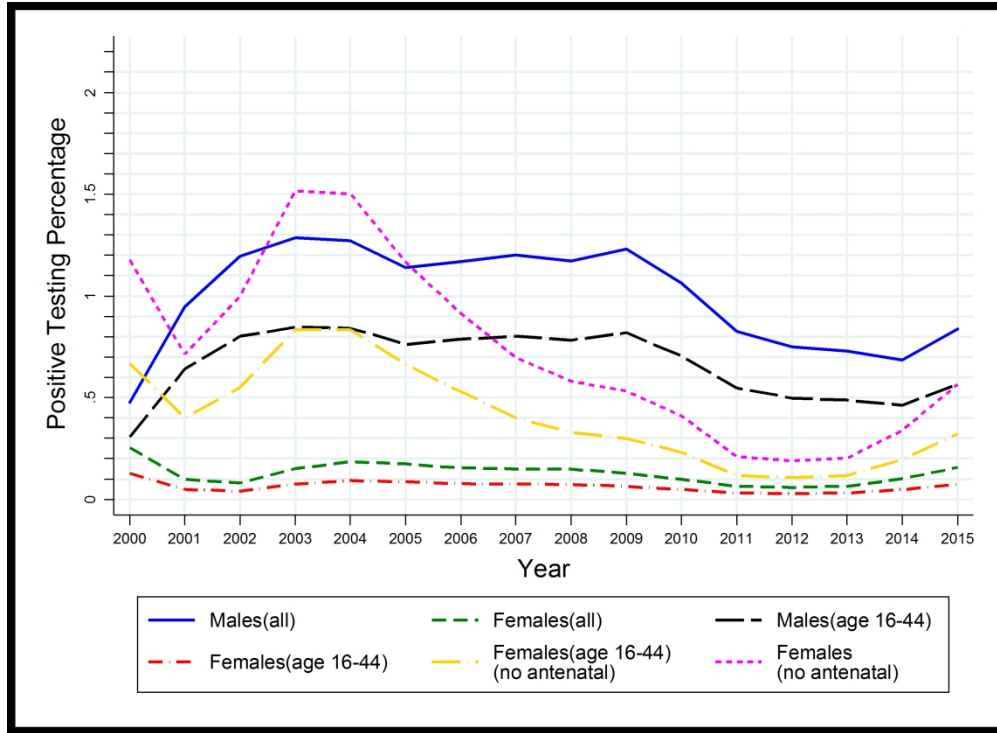
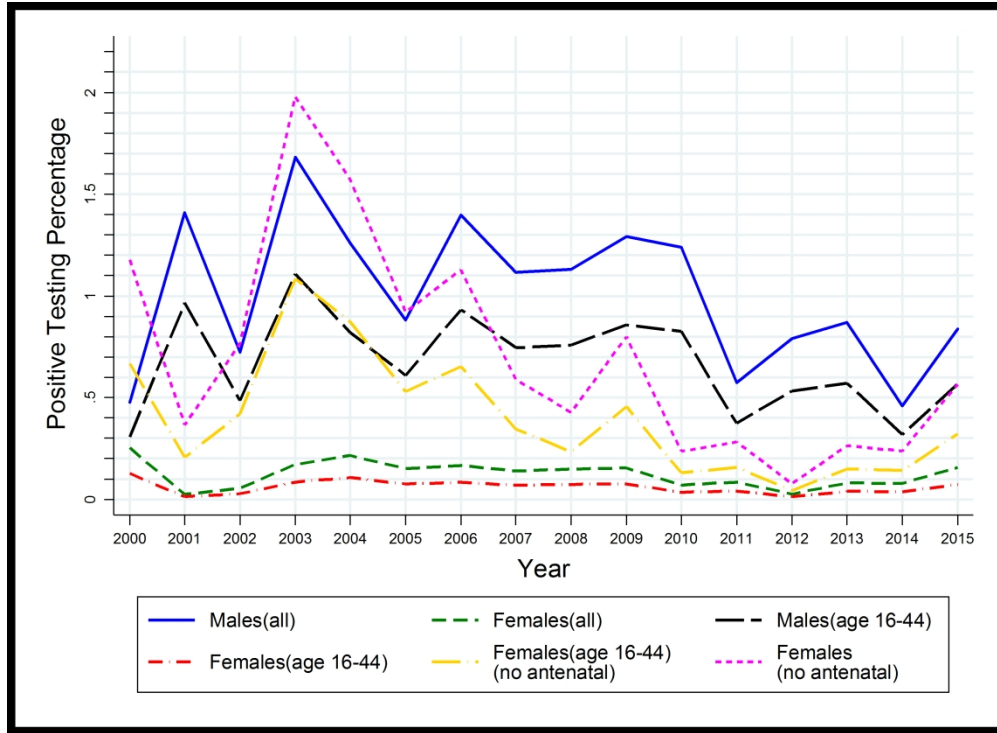


Figure 2: Trend in the percentage of HIV tests that were positive for the period 2000-2015 by gender and age group, with and without inclusion of antenatal testing.

283x207mm (300 x 300 DPI)



Supplementary figure: Trend (unsmoothed graph) in the percentage of HIV tests that were positive for the period 2000-2015 by gender and age group, with and without inclusion of antenatal testing.

283x207mm (300 x 300 DPI)

Trends in HIV testing in the UK Primary Care setting: A 15 year retrospective cohort study 2000 to 2015

Supplementary tables

Supplementary table 1: HIV testing rates (per 100,000 person years) for years 2000-2015 (adults >16 years).

Year	Males, all			Females, all			Females, excluding antenatal		
	N	Rate	95% C.I.	N	Rate	95% C.I.	N	Rate	95% C.I.
2000	1277056	16.4	(14.2 , 18.7)	1332528	89.0	(83.9 , 94.1)	1331517	12.8	(10.8 , 14.7)
2001	1299140	21.9	(19.3 , 24.4)	1352604	293.1	(283.9 , 302.3)	1348950	20.2	(17.8 , 22.7)
2002	1317701	31.4	(28.3 , 34.5)	1367949	396.3	(385.7 , 406.9)	1363158	28.7	(25.8 , 31.6)
2003	1341378	39.9	(36.5 , 43.3)	1388107	501.9	(490.0 , 513.7)	1382140	36.5	(33.3 , 39.8)
2004	1359662	52.5	(48.6 , 56.4)	1403681	563.0	(550.5 , 575.5)	1397351	54.7	(50.7 , 58.7)
2005	1374451	74.2	(69.6 , 78.8)	1418325	653.1	(639.7 , 666.6)	1411272	77.0	(72.3 , 81.6)
2006	1390451	87.5	(82.5 , 92.4)	1433622	711.6	(697.7 , 725.6)	1426111	80.9	(76.0 , 85.7)
2007	1405428	89.4	(84.3 , 94.4)	1447828	795.2	(780.5 , 809.9)	1439651	94.3	(89.1 , 99.4)
2008	1409645	106.6	(101.1 , 112.1)	1455081	781.9	(767.4 , 796.5)	1447676	113.1	(107.4 , 118.7)
2009	1418613	120.0	(114.3 , 125.8)	1463654	797.9	(783.2 , 812.6)	1456530	128.6	(122.6 , 134.6)
2010	1424751	130.2	(124.2 , 136.2)	1470650	870.7	(855.4 , 886.0)	1463009	145.3	(139.0 , 151.6)
2011	1421140	147.2	(140.8 , 153.6)	1474837	795.9	(781.2 , 810.5)	1468256	169.0	(162.1 , 175.8)
2012	1427981	159.5	(152.9 , 166.2)	1482930	772.8	(758.4 , 787.1)	1476875	176.7	(169.7 , 183.6)
2013	1430211	152.9	(146.4 , 159.4)	1486620	669.5	(656.2 , 682.9)	1481702	178.9	(171.9 , 185.9)
2014	1436279	121.6	(115.8 , 127.4)	1487194	511.7	(500.1 , 523.4)	1483581	141.8	(135.6 , 148.1)
2015	1421880	92.5	(87.4 , 97.6)	1472023	391.5	(381.2 , 401.7)	1469400	108.4	(103.0 , 113.9)

Supplementary table 2: HIV testing rates (per 100,000 person years) for years 2000-2015 (adults aged 16-44 years).

Year	Males, all			Females, all			Females, excluding antenatal		
	N	Rate	95% C.I.	N	Rate	95% C.I.	N	Rate	95% C.I.
2000	671088	25.5	(21.6 , 29.4)	655488	177.4	(167.2 , 187.7)	654477	22.5	(18.8 , 26.1)
2001	681216	31.9	(27.6 , 36.2)	665358	589.8	(571.2 , 608.3)	661708	35.8	(31.2 , 40.4)
2002	688746	46.8	(41.5 , 52.0)	672213	799.5	(778.0 , 821.0)	667427	52.3	(46.7 , 57.8)
2003	698982	60.5	(54.7 , 66.4)	681748	1012.9	(989.0 , 1036.9)	675788	66.7	(60.5 , 73.0)
2004	706120	80.9	(74.1 , 87.6)	688504	1132.5	(1107.2 , 1157.8)	682186	98.4	(90.7 , 106.1)
2005	710489	107.4	(99.7 , 115.1)	694232	1308.9	(1281.8 , 1335.9)	687190	134.0	(125.2 , 142.8)
2006	714842	131.1	(122.6 , 139.6)	700086	1428.5	(1400.4 , 1456.7)	692589	139.8	(130.7 , 148.8)
2007	717434	133.5	(124.9 , 142.2)	704167	1598.2	(1568.4 , 1627.9)	696009	160.6	(151.0 , 170.3)
2008	711542	159.1	(149.7 , 168.5)	702985	1586.6	(1556.9 , 1616.3)	695600	206.5	(195.4 , 217.5)
2009	708782	181.0	(170.9 , 191.1)	700970	1618.4	(1588.3 , 1648.5)	693867	225.9	(214.3 , 237.4)
2010	702732	195.7	(185.2 , 206.2)	696368	1789.0	(1757.3 , 1820.6)	688743	262.4	(250.0 , 274.7)
2011	690732	225.9	(214.5 , 237.2)	689820	1636.2	(1605.6 , 1666.7)	683258	301.1	(287.7 , 314.5)
2012	685037	236.9	(225.3 , 248.6)	685234	1598.0	(1567.8 , 1628.2)	679201	313.2	(299.6 , 326.8)
2013	675812	232.6	(221.0 , 244.2)	677984	1385.4	(1357.0 , 1413.7)	673088	315.1	(301.4 , 328.9)
2014	668263	174.8	(164.6 , 185.0)	667048	1056.2	(1031.2 , 1081.2)	663464	238.6	(226.5 , 250.8)
2015	639033	136.6	(127.4 , 145.9)	638248	839.3	(816.5 , 862.1)	635636	190.1	(179.0 , 201.1)

1
2
3 **Trends in HIV testing in the UK Primary Care setting: A 15 year retrospective cohort study 2000 to**
4 **2015**
5
6
7

8 **Supplementary Material**
9

10
11 **Page 2 Appendix 1: Read & OXMIS codes denoting an HIV test used to identify patients who have**
12 **ever had a HIV test recorded in primary care (Evans *et al* 2009²⁶)**
13

14
15 **Page 3 Appendix 2: Read & OXMIS codes denoting HIV positive status used to identify HIV positive**
16 **patients who have their HIV positive status recorded in primary care (Evans *et al* 2009²⁶).**
17

18
19 **Page 4 Appendix 3: Pregnancy/Delivery/Abortion medcodes (Jackson *et al* ⁵⁰)**
20
21
22
23
24
25
26
27
28
29
30
31
32
33
34
35
36
37
38
39
40
41
42
43
44
45
46
47
48
49
50
51
52
53
54
55
56
57
58
59
60

For peer review only

Appendix 1: Read & OXMIS codes denoting an HIV test used to identify patients who have ever had a HIV test recorded in primary care (Evans *et al* 2009²⁶)

Code	READ/ OXMIS	Code description	Certainty of HIV+ test
6827.11	READ	HIV screening	Definite
43C..00	READ	HTLV-3 antibody test	Definite
43C..11	READ	Aids antibody test	Definite
43C..12	READ	Human immunodeficiency viral test	Definite
43C1.00	READ	Blood sent for HTLV-3 serology	Definite
43C2.00	READ	HTLV-3 antibody negative	Definite
43C2.11	READ	HIV negative	Definite
43CZ.00	READ	HTLV-3 antibody NOS	Definite
43d5.00	READ	HIV antibody/antigen (Duo)	Definite
43d6.00	READ	HTLV 1 antibody level	Ambiguous
43dc.00	READ	HTLV 2 antibody level	Ambiguous
43h2.00	READ	HIV 1 PCR	Definite
43j7.00	READ	HIV 1 nucleic acid detection	Definite
43V1.00	READ	Absolute CD4 count	Definite
43VE.00	READ	CD4/CD8 ratio	Definite
43VH.00	READ	Percentage CD4 count	Definite
43Vo.00	READ	Absolute CD4 (T4 cells) count	Definite
43Vp.00	READ	Percentage CD4 (T4 cells) count	Definite
43W7.00	READ	HIV1 antibody level	Definite
43W8.00	READ	HIV2 antibody level	Definite
43WK.00	READ	Human immunodeficiency virus antibody level	Definite
4J34.00	READ	HIV viral load	Definite
4J35.00	READ	HIV p24 antigen level	Definite
4JDT.00	READ	HIV serology	Definite
4JR7.00	READ	HIV screening test	Definite
62b..00	READ	Antenatal HIV screening	Definite
6827.00	READ	AIDS (HTLV-III) screening	Definite
R109.00	READ	[D]Laboratory evidence of human immunodeficiency virus [HIV]	Definite
ZV01800	READ	[V]Human immunodeficiency virus - negative	Definite
ZV73700	READ	[V]Special screening exam for human immunodeficiency virus	Definite
L1111PV	OXMIS	HIV ANTIBODY TEST POSITIVE	Definite
L 153P	OXMIS	HTVL-AIDS-III ANTIBODY TEST POSITIVE	Definite
L 153	OXMIS	HTVL-AIDS-III ANTIBODY TEST	Definite
L1111NE	OXMIS	HIV ANTIBODY TEST NEGATIVE	Definite
L 153N	OXMIS	HTVL-AIDS-III ANTIBODY TEST NEGATIVE	Definite
65VE.00	READ	Notification of AIDS	Ambiguous
43j8.00	READ	HTLV 1 nucleic acid detection	Ambiguous

Appendix 2: Read & OXMIS codes denoting HIV positive status used to identify HIV positive patients who have their HIV positive status recorded in primary care (Evans *et al* 2009²⁶).

Code	Read/OXMIS	Code description	Certainty of HIV+ status
65QA.00	READ	AIDS carrier	Definite
A789700	READ	HIV disease resulting other types of non-Hodgkin's lymphoma	Definite
A789800	READ	HIV disease resulting in multiple malignant neoplasms	Definite
A788.00	READ	Acquired immune deficiency syndrome	Definite
A788500	READ	Human immunodeficiency virus with secondary infection	Definite
A788X00	READ	HIV disease resulting/unspcf infectious+parasitic disease	Definite
A789200	READ	HIV disease resulting in candidiasis	Definite
A789500	READ	HIV disease resulting in Kaposi's sarcoma	Definite
AyuC100	READ	[X]HIV disease resulting in other viral infections	Definite
AyuC700	READ	[X]HIV dis reslt/oth mal neopl/lymph,h'matopoetc+reltd tissu	Definite
A788000	READ	Acute human immunodeficiency virus infection	Definite
A788100	READ	Asymptomatic human immunodeficiency virus infection	Definite
A789300	READ	HIV disease resulting in Pneumocystis carinii pneumonia	Definite
A789600	READ	HIV disease resulting in Burkitt's lymphoma	Definite
A798.00	READ	Retrovirus infection	Definite
AyuC200	READ	[X]HIV disease resulting in other mycoses	Definite
AyuCA00	READ	[X]HIV disease resulting in multiple diseases CE	Definite
A788U00	READ	HIV disease result/haematological+immunologic abnorms,NEC	Definite
A789.00	READ	Human immunodef virus resulting in other disease	Definite
AyuC000	READ	[X]HIV disease resulting in other bacterial infections	Definite
AyuC800	READ	[X]HIV disease resulting in other malignant neoplasms	Definite
43C3.11	READ	HIV positive	Definite
A788y00	READ	Human immunodeficiency virus with other clinical findings	Definite
Eu02400	READ	[X]Dementia in human immunodef virus [HIV] disease	Definite
ZV01A00	READ	[V]Asymptomatic human immunodeficiency virus infection status	Definite
A789400	READ	HIV disease resulting in multiple infections	Definite
AyuC500	READ	[X]HIV disease resulting/unspcf infectious+parasitic disease	Definite
AyuC900	READ	[X]HIV disease resulting in unspecified malignant neoplasm	Definite
AyuCC00	READ	[X]HIV disease resulting in other specified conditions	Definite
43C3.00	READ	HTLV-3 antibody positive	Definite
A788W00	READ	HIV disease resulting in unspecified malignant neoplasm	Definite
A789X00	READ	HIV dis reslt/oth mal neopl/lymph,h'matopoetc+	Definite
AyuC300	READ	[X]HIV disease resulting in multiple infections	Definite
AyuC400	READ	[X]HIV disease resulting/other infectious+parasitic diseases	Definite
AyuC600	READ	[X]HIV disease resulting in other non-Hodgkin's lymphoma	Definite
A788600	READ	Human immunodeficiency virus with secondary cancers	Definite
A788z00	READ	Acquired human immunodeficiency virus infection syndrome NOS	Definite
A789A00	READ	HIV disease resulting in wasting syndrome	Definite
65VE.00	READ	Notification of AIDS	Definite
A788.11	READ	Human immunodeficiency virus infection	Definite
A788200	READ	HIV infection with persistent generalised lymphadenopathy	Definite
A788300	READ	Human immunodeficiency virus with constitutional disease	Definite
A788400	READ	Human immunodeficiency virus with neurological disease	Definite

Appendix 2 (CONT'D): Read & OXMIS codes denoting HIV positive status used to identify HIV positive patients who have their HIV positive status recorded in primary care.

Code	Read/OXMIS	Code description	Certainty of HIV+ status
A788V00	READ	HIV disease resulting in multiple diseases CE	Definite
A789100	READ	HIV disease resulting in cytomegaloviral disease	Definite
AyuC.00	READ	[X]Human immunodeficiency virus disease	Definite
AyuCD00	READ	[X]Unspecified human immunodeficiency virus [HIV] disease	Definite
A789000	READ	HIV disease resulting in mycobacterial infection	Definite
A789900	READ	HIV disease resulting in lymphoid interstitial pneumonitis	Definite
AyuCB00	READ	[X]HIV disease result/haematological+immunologic abnorms,NEC	Definite
R109.00	READ	[D]Laboratory evidence of human immunodeficiency virus [HIV]	Definite
ZV01A00	READ	[V]Asymptomatic human immunodeficiency virus infection status	Definite
799MD	OXMIS	AIDS	Definite
799CA	OXMIS	AIDS CARRIER	Definite
L1111PV	OXMIS	HIV ANTIBODY TEST POSITIVE	Definite
L7990A	OXMIS	ACQUIRED IMMUNE DEFICIENCY SYNDROME	Definite
L 153P	OXMIS	HTVL-AIDS-III ANTIBODY TEST POSITIVE	Definite
43V1.00	READ	Absolute CD4 count	Ambiguous
AyuD800	READ	[X]Retrovirus infections, not elsewhere classified	Ambiguous
AyuKM00	READ	[X]Retrovirus/cause of diseases classified to other chapters	Ambiguous
43VE.00	READ	CD4/CD8 ratio	Ambiguous
A7y0100	READ	Retrovirus as cause of diseases classified to other chapters	Ambiguous
43VH.00	READ	Percentage CD4 count	Ambiguous
4J34.00	READ	HIV viral load	Ambiguous
4J35.00	READ	HIV p24 antigen level	Ambiguous
43h2.00	READ	HIV 1 PCR	Ambiguous
43j7.00	READ	HIV 1 nucleic acid detection	Ambiguous
43Vo.00	READ	Absolute CD4 (T4 cells) count	Ambiguous
43Vp.00	READ	Percentage CD4 (T4 cells) count	Ambiguous

Appendix 3: Pregnancy/Delivery/Abortion medcodes (Jackson *et al*⁵⁰)

medcode	readcode	readterm
52685	ZV23000	[V]Pregnancy with history of infertility
3030	4654	Urine pregnancy test positive
73535	L13z100	Unspecified pregnancy vomiting - delivered
53514	Z22D300	Uncertain viability of pregnancy
11422	Z226.00	Pregnancy problem
20623	ZV4J000	[V]Problems related to unwanted pregnancy
99247	L13y200	Other pregnancy vomiting - not delivered
56451	L13zz00	Unspecified pregnancy vomiting NOS
14644	L166z11	UTI - urinary tract infection in pregnancy
32975	6166	Pregnant, diaphragm failure

1			
2			
3			
4	23495	L265.00	Small-for-dates fetus in pregnancy
5	3766	L10..00	Haemorrhage in early pregnancy
6	56953	Z235400	Pendulous pregnant abdomen
7	40279	7E19012	Fimbrial extraction of tubal pregnancy
8	29122	7E19011	Removal of ectopic pregnancy from fallopian tube
9	1748	7E08400	Suction termination of pregnancy
10	106170	L21zz00	Multiple pregnancy NOS
11	5357	7E08500	Dilation of cervix and extraction termination of pregnancy
12	14899	621Z.00	Patient pregnant NOS
13	61563	L161300	Oedema or excessive weight gain in pregnancy - not delivered
14	64523	L091z00	Delayed/excess haemorrhage NOS following abortive pregnancy
15	20621	ZV25313	[V]Admission for termination of pregnancy
16	20910	ZV25311	[V]Admission for termination of pregnancy (TOP)
17	70149	L16A100	Glycosuria during pregnancy - delivered
18	54677	L167200	Liver disorder in pregnancy - not delivered
19	102576	L051711	Incomplete termination of pregnancy
20	36903	67AZ.00	Pregnancy advice NOS
21	46448	Q486.00	Fetal death due to termination of pregnancy
22	109697	6556	Pertussis vaccination in pregnancy
23	85961	44Cy.00	Serum pregnancy associated plasma protein-A MoM measurement
24	20307	L091.00	Delayed/excessive haemorrhage following abortive pregnancy
25	37163	L150z00	Post-term pregnancy NOS
26	94473	L211z00	Triplet pregnancy NOS
27	47489	Z22A800	Undiagnosed pregnancy
28	1668	L182500	Iron deficiency anaemia of pregnancy
29	61576	L211000	Triplet pregnancy unspecified
30	25501	Z22A100	Low risk pregnancy
31	40633	Z22A600	Teenage pregnancy
32	104440	4Q3N.00	Pregnancy associated plasma protein A level
33	45413	L263A11	Maternal care for reduced fetal heart rate during pregnancy
34	14994	6174	Pregnant, sheath failure
35	24170	L15..00	Prolonged or post-term pregnancy
36	66390	Q0z..00	Maternal problem unrelated preg affecting fetus/neonate NOS
37	27833	L13y.00	Other pregnancy vomiting
38	55338	L123000	Transient hypertension of pregnancy unspecified
39	99956	L168400	Fatigue during pregnancy with postnatal complication
40	71314	L093.00	Renal failure following abortive pregnancy
41	106735	9mK0.00	Pertussis vaccination in pregnancy invitation first letter
42	31449	6294	No A/N care: not known preg.
43	100670	L181100	Thyroid dysfunction during pregnancy - baby delivered
44	54866	L030.00	Abdominal pregnancy
45	38882	L123600	Transient hypertension of pregnancy
46	61995	L03yz00	Other ectopic pregnancy NOS
47	5044	13H7.00	Unwanted pregnancy
48	25131	Z22AD11	Reported conception - pregnancy
49			
50			
51			
52			
53			
54			
55			
56			
57			
58			
59			
60			

1			
2			
3			
4	21467	L03y200	Membranous pregnancy
5	48304	L10z200	Early pregnancy haemorrhage NOS - not delivered
6	37693	13Hd.00	Teenage pregnancy
7	27980	L166700	Infections of the genital tract in pregnancy
8	2638	L1...00	Pregnancy complications
9	99933	L092100	Bowel damage following abortive pregnancy
10	41122	L10zz00	Early pregnancy haemorrhage NOS
11	37348	Lyu2500	[X]Other specified pregnancy-related conditions
12	96757	L411513	Vulval varices in pregnancy
13	59634	L411512	Vaginal varices in pregnancy
14	99237	L411511	Perineal varices in pregnancy
15	27451	L166000	Genitourinary tract infection in pregnancy unspecified
16	110129	6556000	Pertussis vacc in pregnancy given by other healthcre providr
17	107485	Q014000	Fetus or neonate affected by unspecified ectopic pregnancy
18	18258	L167.00	Liver disorder in pregnancy
19	42015	L16y.00	Other pregnancy complications
20	25028	L09z.00	Complication NOS following abortion/ectopic/molar pregnancy
21	44734	62O8.00	Pregnancy prolonged - 42 weeks
22	23831	ZV22y00	[V]Other specified pregnant state
23	41587	L210z00	Twin pregnancy NOS
24	24063	62O7.00	Pregnancy prolonged - 41 weeks
25	44650	L0y..00	Other specified pregnancy with abortive outcome
26	61284	L210200	Twin pregnancy with antenatal problem
27	54288	Z22D311	Query viability of pregnancy
28	34938	L212.00	Quadruplet pregnancy
29	102494	8Hh3.00	Self referral to termination of pregnancy service
30	1686	7E08600	Termination of pregnancy NEC
31	70214	L21z100	Multiple pregnancy NOS - delivered
32	64247	Z235.00	Observation of shape of pregnant abdomen
33	23751	L266.00	Large-for-dates fetus in pregnancy
34	39359	L385.00	Failed or difficult intubation during pregnancy
35	64500	L183.11	Pregnancy and drug dependence
36	73917	L10y200	Other haemorrhage in early pregnancy - not delivered
37	255	L05..12	Termination of pregnancy
38	15433	L21..00	Multiple pregnancy
39	20439	L123.00	Transient hypertension of pregnancy
40	16775	L16E.00	Pregnancy pruritus
41	53921	L161000	Oedema or excessive weight gain in pregnancy, unspecified
42	44770	L191.00	Continuing pregnancy after abortion of one fetus or more
43	29205	4453	Serum pregnancy test positive
44	46577	66AX.00	Diabetes: shared care in pregnancy - diabetol and obstet
45	73455	Q015200	Fetus or neonate affected by triplet pregnancy
46	41625	L13yz00	Other pregnancy vomiting NOS
47	60345	M240500	Alopecia of pregnancy
48	107957	115V.00	No history of ectopic pregnancy
49			
50			
51			
52			
53			
54			
55			
56			
57			
58			
59			
60			

1			
2			
3	6580	ZV23800	[V]Supervision of high-risk pregnancy due to social problems
4	61182	L211100	Triplet pregnancy - delivered
5	30365	Z22AA00	Wanted pregnancy
6	26852	ZV23400	[V]Pregnancy with other poor obstetric history
7	30817	6212	Pregnant - blood test confirms
8	72014	L212z00	Quadruplet pregnancy NOS
9	12521	L161.11	Excessive weight gain in pregnancy
10	41959	L171300	Maternal gonorrhoea in pregnancy - baby not yet delivered
11	26201	Z22AC00	Pregnancy with uncertain dates
12	49519	Z229.00	Observation of position of pregnancy
13	107713	L21y200	Other multiple pregnancy with antenatal problem
14	36235	67A4.00	Pregnancy exercise advice
15	105511	L21z.00	Multiple pregnancy NOS
16	65783	L030000	Delivery of viable fetus in abdominal pregnancy
17	106267	L03y300	Combined or heterotopic pregnancy
18	2278	8M6..00	Requests pregnancy termination
19	110448	Lyu0.00	[X]Pregnancy with abortive outcome
20	99006	Q014100	Fetus or neonate affected by abdominal ectopic pregnancy
21	40357	L2D..00	Retained intrauterine contraceptive device in pregnancy
22	54293	Q015.00	Fetus or neonate affected by multiple pregnancy
23	22557	Z22B100	Single pregnancy
24	15338	621A.00	Pregnancy unplanned ? wanted
25	6649	L166800	Urinary tract infection complicating pregnancy
26	49855	Q015100	Fetus or neonate affected by twin pregnancy
27	40825	Z22B800	Undiagnosed multiple pregnancy
28	35509	624..00	A/N care: precious pregnancy
29	20197	L211.00	Triplet pregnancy
30	46270	ZV22z00	[V]Unspecified pregnant state
31	67098	L183300	Drug dependence during pregnancy - baby not yet delivered
32	23373	L150.00	Post-term pregnancy
33	1357	L210100	Twin pregnancy - delivered
34	45729	Z22D.00	Observation of viability of pregnancy
35	44733	L0z..00	Pregnancy with abortive outcome NOS
36	11760	L13z.00	Unspecified pregnancy vomiting
37	18500	Z22D100	Viable pregnancy
38	69686	L417000	Cerebral venous thrombosis in pregnancy
39	53661	L13z200	Unspecified pregnancy vomiting - not delivered
40	22183	957..11	Prescription exempt form-preg
41	106378	9mK..00	Pertussis vaccination in pregnancy invitation
42	12230	L263900	Maternal care for fetal tachycardia during pregnancy
43	22193	Z229100	Intrauterine pregnancy
44	15061	L13..12	Hyperemesis of pregnancy
45	14877	621B.00	Pregnant - ? planned
46	27672	7E13100	Excision of ectopic ovarian pregnancy
47	1744	L03..00	Ectopic pregnancy
48			
49			
50			
51			
52			
53			
54			
55			
56			
57			
58			
59			
60			

1			
2			
3	5693	L16A.00	Glycosuria during pregnancy
4	36394	L16C.00	Pregnancy induced oedema+proteinuria without hypertension
5	73914	L412511	Thrombophlebitis of legs in pregnancy
6	53849	L16y000	Other pregnancy complication unspecified
7			
8	105943	L165300	Asymptomatic bacteriuria in pregnancy - not delivered
9	36421	L167z00	Liver disorder in pregnancy NOS
10	25872	L16yz00	Other pregnancy complication NOS
11	60309	Q0y..00	Maternal problems unrelated preg affecting fetus/neonate OS
12	67728	L150200	Post-term pregnancy - not delivered
13	28103	Z22A300	Concealed pregnancy
14	21849	L031.00	Tubal pregnancy
15	54577	L210000	Twin pregnancy unspecified
16	105654	L10y100	Other haemorrhage in early pregnancy - delivered
17	53685	L410500	Varicose veins of legs in pregnancy
18	68930	L168100	Fatigue during pregnancy - delivered
19	68840	L416200	Haemorrhoids in pregnancy and puerperium - deliv + p/n comp
20	53167	L188300	Abnormal GTT during pregnancy - baby not yet delivered
21	45862	7E07114	Curettage of uterus for termination of pregnancy NEC
22	64366	L412500	Superficial thrombophlebitis in pregnancy
23	13968	584D.00	Antenatal ultrasound confirms intra-uterine pregnancy
24	14925	L10z.00	Early pregnancy haemorrhage NOS
25	61935	L185.11	Congenital heart disease in pregnancy
26	103059	7E07111	Curettage of term pregnancy NEC
27	16384	7E07113	Curettage of uterus for termination of pregnancy NEC
28	23421	615C.00	IUD failure - pregnant
29	3029	L166500	Infections of kidney in pregnancy
30	106517	L176100	Other maternal viral disease in pregnancy - baby delivered
31	40964	L192.00	Continuing preg after intrauterine death one fetus or more
32	1850	7F06012	Shirodkar suture in pregnancy
33	30302	7F...12	Pregnancy operations
34	28107	L161.00	Oedema or excessive weight gain in pregnancy no hypertension
35	85960	44Cz.00	Plasma pregnancy associated plasma protein-A MoM
36	44057	ZV23111	[V]Pregnancy with history of hydatidiform mole
37	37573	Z22B900	Continuing pregnancy after abortion of sibling fetus
38	68694	Z22C.00	Observation of measures of pregnancy
39	49559	L180300	Diabetes mellitus during pregnancy - baby not yet delivered
40	29786	L416600	Haemorrhoids in pregnancy
41	57059	L187300	Orthopaedic disorder in pregnancy - baby not yet delivered
42	23334	L162.11	Albuminuria in pregnancy without hypertension
43	92579	L162.13	Uraemia in pregnancy without hypertension
44	38312	L162.12	Nephropathy NOS in pregnancy without hypertension
45	22215	Z22A200	High risk pregnancy
46	38346	ZV22000	[V]First normal pregnancy supervision
47	15318	6214	Pregnant - on history
48	41504	L13y000	Other pregnancy vomiting unspecified
49			
50			
51			
52			
53			
54			
55			
56			
57			
58			
59			
60			

1			
2			
3			
4	72019	L132200	Late pregnancy vomiting - not delivered
5	37386	8B68.00	Pregnancy prophylactic therapy
6	60877	L263800	Maternal care for fetal decelerations during pregnancy
7	107225	L165z00	Asymptomatic bacteriuria in pregnancy NOS
8	54942	L123100	Transient hypertension of pregnancy - delivered
9	54701	ZV23y00	[V]Other specified high-risk pregnancy
10	63825	Q014.00	Fetus or neonate affected by ectopic pregnancy
11	94804	67AB.00	Preg. prescription exempt adv.
12	72835	Q01z.00	Fetus/neonate affected by maternal complic pregnancy NOS
13	99008	Q014300	Fetus or neonate affected by tubal ectopic pregnancy
14	110868	L181000	Thyroid dysfunction - unspec whether in pregnancy/puerperium
15	66649	L41z500	Venous complication of pregnancy, unspecified
16	26286	L18A000	Cholestasis of pregnancy
17	17947	62a..00	Pregnancy review
18	103104	L176300	Other maternal viral dis.in pregnancy-baby not yet delivered
19	109932	Z235211	Globular pregnant abdomen
20	68004	Q01..00	Fetus/neonate affected by maternal complication of pregnancy
21	20240	6216	Pregnant - planned
22	65834	ZV23200	[V]Pregnancy with history of abortion
23	7916	Z254500	Delivered by caesarean section - pregnancy at term
24	21119	L182300	Anaemia during pregnancy - baby not yet delivered
25	9408	L10y.11	Bleeding in early pregnancy
26	64099	L168000	Fatigue during pregnancy unspecified
27	10278	L180800	Diabetes mellitus arising in pregnancy
28	2602	L166.11	Cystitis of pregnancy
29	13165	621..00	Patient currently pregnant
30	9986	Z212.11	Pregnancy care
31	66594	L186.11	Heart disease during pregnancy
32	35158	Z225.00	Normal pregnancy
33	93800	Z235100	Ovoid pregnant abdomen
34	73727	L168z00	Fatigue during pregnancy NOS
35	55889	L175300	Maternal rubella during pregnancy - baby not yet delivered
36	7517	621C.00	Unplanned pregnancy
37	53908	Lyu0000	[X]Other ectopic pregnancy
38	34173	L12B.00	Proteinuric hypertension of pregnancy
39	35514	624Z.00	A/N care: precious preg. NOS
40	15065	8B7..11	Pregnancy vitamin/iron prophyl
41	109465	L184300	Mental disorder during pregnancy - baby not yet delivered
42	24038	13S..00	Pregnancy benefits
43	16215	6211	Pregnant - urine test confirms
44	35592	6213	Pregnant - V.E. confirms
45	25254	Z21..00	Care relating to reproduction and pregnancy
46	46609	Z22C800	Number of lost pregnancies
47	29692	615C.11	Pregnant, IUD failure
48	50440	Z22A500	Biochemical pregnancy
49			
50			
51			
52			
53			
54			
55			
56			
57			
58			
59			
60			

1			
2			
3			
4	56252	ZV22100	[V]Other normal pregnancy supervision
5	21196	ZV23.00	[V]High-risk pregnancy supervision
6	30618	Z22AB00	Unplanned pregnancy
7	10775	8B74.00	Iron supplement in pregnancy
8	48534	ZV23100	[V]Pregnancy with history of trophoblastic disease
9	73559	L13z000	Unspecified pregnancy vomiting unspecified
10	13984	584E.00	Antenatal ultrasound confirms ectopic pregnancy
11	9754	Z22A400	Early stage of pregnancy
12	67893	L2C..00	Malnutrition in pregnancy
13	70993	L16Az00	Glycosuria during pregnancy NOS
14	23438	L2z..00	Risk factors in pregnancy NOS
15	105694	ZVu2300	[X]Supervision of other normal pregnancy
16	53097	Z22C313	Duration of pregnancy
17	58156	L03y.00	Other ectopic pregnancy
18	55730	ZV22.11	[V]Supervision of normal pregnancy
19	5709	62...13	Pregnancy care
20	100104	95B..00	Health in Pregnancy grant claim form issued
21	72883	Lyu2100	[X]Other vomiting complicating pregnancy
22	59588	L411500	Genital varices in pregnancy
23	67863	Z22B.00	Observation of quantity of pregnancy
24	12890	Z227.00	Confirmation of pregnancy
25	47080	L162.00	Unspecified renal disease in pregnancy
26	3191	L16y500	Abdominal pain in pregnancy
27	27740	L16..00	Other pregnancy complication NEC
28	67698	L150000	Post-term pregnancy unspecified
29	29623	62H4.00	Rh screen - 2nd preg. sample
30	21438	7E08411	Vacuum termination of pregnancy
31	51298	6215	Pregnant - on abdom. palpation
32	35912	ZV22200	[V]Pregnancy confirmed
33	99980	L168300	Fatigue during pregnancy - not delivered
34	29593	6223	Antenatal care: 3rd pregnancy
35	49407	L2B..00	Low weight gain in pregnancy
36	52583	L168.00	Fatigue during pregnancy
37	69599	L21y.00	Other multiple pregnancy
38	39117	L126500	Eclampsia in pregnancy
39	863	L398200	Caesarean section - pregnancy at term
40	90776	62a..11	Review of pregnancy
41	91254	Z235200	Rounded pregnant abdomen
42	109416	62H5.00	Rh screen - 3rd preg. sample
43	69815	62H3.00	Rh screen - 1st preg. sample
44	11989	8HHV.00	Referral for termination of pregnancy
45	37701	Z22A.00	Observation of pattern of pregnancy
46	33441	L511.00	Maternal care for viable fetus in abdominal pregnancy
47	106957	9Nif.00	Did not attend pertussis vaccination in pregnancy
48	24603	L10y.00	Other haemorrhage in early pregnancy
49			
50			
51			
52			
53			
54			
55			
56			
57			
58			
59			
60			

1			
2			
3			
4	47608	L177.00	Infections of bladder in pregnancy
5	63751	L16A300	Glycosuria during pregnancy - not delivered
6	15418	L166300	Genitourinary tract infection in pregnancy - not delivered
7	59313	Z22BA00	Contin pregnancy after intrauterine death of sibling fetus
8	69722	ZV23z00	[V]Unspecified high-risk pregnancy
9	14842	6217	Pregnant - unplanned - wanted
10	42614	Z22..00	Pregnancy observations
11	53490	L178.00	Infections of urethra in pregnancy
12	43344	ZV61800	[V]Illegitimate pregnancy
13	10173	Z23D200	Pregnant abdomen observation
14	52685	ZV23000	[V]Pregnancy with history of infertility
15	50512	L031z00	Tubal pregnancy NOS
16	49502	L228.00	Multiple pregnancy with malpresentation
17	50058	13SZ.00	Pregnancy benefit NOS
18	69011	L132000	Late pregnancy vomiting unspecified
19	10185	L13..00	Excessive pregnancy vomiting
20	10184	67A3.00	Pregnancy smoking advice
21	97349	L121300	Renal hypertension in preg/childbirth/puerp - not delivered
22	101518	L132z00	Late pregnancy vomiting NOS
23	71730	L123300	Transient hypertension of pregnancy - not delivered
24	31162	L165.00	Asymptomatic bacteriuria in pregnancy
25	52048	Z22AB11	Accidental pregnancy
26	54938	L162000	Unspecified renal disease in pregnancy unspecified
27	62358	L167000	Liver disorder in pregnancy unspecified
28	110888	67lt.00	Advice on risk harm to mother from maternl medictn dur preg
29	38771	Lyu2200	[X]Other venous complications in pregnancy
30	15634	L166z00	Genitourinary tract infection in pregnancy NOS
31	43000	L16D.00	Excessive weight gain in pregnancy
32	14651	13H8.00	Illegitimate pregnancy
33	108236	621D.00	Concealed pregnancy
34	15033	ZV61900	[V]Other unwanted pregnancy
35	67164	L18z300	Medical condition NOS in pregnancy - baby not yet delivered
36	93303	ZV22400	[V]Supervision of other normal pregnancy
37	6184	ZV22.00	[V]Normal pregnancy
38	48281	Z22D200	Non-viable pregnancy
39	29746	8B75.00	Vitamin supplement - pregnancy
40	16611	ZV22300	[V]Pregnant state, incidental
41	1130	L210.00	Twin pregnancy
42	52221	L03y000	Cervical pregnancy
43	59650	Z235300	Transversely enlarged pregnant abdomen
44	69327	L10yz00	Other haemorrhage in early pregnancy NOS
45	51956	L212200	Quadruplet pregnancy with antenatal problem
46	10306	Z22C314	Weeks pregnant
47	45965	Z22C311	Pregnancy duration
48	26055	L263A00	Maternal care for fetal bradycardia during pregnancy
49			
50			
51			
52			
53			
54			
55			
56			
57			
58			
59			
60			

1			
2			
3			
4	61301	L10y000	Other haemorrhage in early pregnancy unspecified
5	10261	L2...00	Risk factors in pregnancy
6	106268	8IEc.00	Pertussis vaccination in pregnancy declined
7	24944	L163300	Pregnancy care of habitual aborter
8			
9	20118	62O..12	Static weight gain pregnancy
10	58142	L16A000	Glycosuria during pregnancy unspecified
11	61835	L161z00	Oedema or excessive weight gain in pregnancy NOS
12	23995	L15..11	Post-term pregnancy
13	35646	L123z00	Transient hypertension of pregnancy NOS
14	93895	Z22B500	Quintuplet pregnancy
15	65256	L164.00	Peripheral neuritis in pregnancy
16	67975	L166.00	Genitourinary tract infections in pregnancy
17	36006	L16z.00	Pregnancy complication NOS
18	61466	Z22A211	HRP - High risk pregnancy
19	26866	L2y..00	Other specified risk factors in pregnancy
20	35855	L15z.00	Prolonged pregnancy NOS
21	2937	L175.11	Rubella contact in pregnancy
22	50421	Z22A900	Unwanted pregnancy
23	37048	6282	A/N care:10yrs+since last preg
24	49193	67A7.11	Care of teeth advice -in preg.
25	11986	7E13300	Excision of ruptured ectopic tubal pregnancy
26	97034	67AE.00	Folic acid advice in first trimester of pregnancy
27	106737	9mK2.00	Pertussis vaccination in pregnancy invitation third letter
28	102362	389B.00	Assessment for termination of pregnancy
29	55618	ZV23600	[V]Supervise/pregnancy wth history insufficient antenatal care
30	37038	Z23D100	Girth of pregnant abdomen
31	29631	6222	Antenatal care: 2nd pregnancy
32	65555	L132.00	Late vomiting of pregnancy
33	107698	Z236300	Pregnant uterus displaced laterally
34	4536	621..11	Pregnancy confirmed
35	111540	L415500	Other phlebitis in pregnancy
36	32493	Z22AD00	Presentation of pregnancy
37	44729	L031000	Fallopian tube pregnancy
38	43140	67A2.00	Diet in pregnancy advice
39	91888	L181300	Thyroid dysfunction in pregnancy - baby not yet delivered
40	12837	7F2B100	Ultrasound monitoring of early pregnancy
41	30351	67A6.00	Drugs in pregnancy advice
42	15567	6218	Pregnant -unplanned-not wanted
43	33724	L03z.00	Ectopic pregnancy NOS
44	100892	Lyu2400	[X]Other+unspcf genitourinary tract infection in pregnancy
45	127	62...00	Patient pregnant
46	13672	8HHf.00	Refer to early pregnancy unit
47	32073	L0...00	Pregnancy with abortive outcome
48	64292	L16y300	Other pregnancy complication - not delivered
49			
50	106425	62NL.00	Antenatal 31 week examination
51			
52			
53			
54			
55			
56			
57			
58			
59			
60			

1			
2			
3			
4	109543	L332200	Cord tangled with compression with antenatal problem
5	102300	Lyu2A00	[X]Abnormal finding on antenatal screening of mother
6	111263	L230200	Disproportion - major pelvic abnormality with antenatal prob
7	55111	6B22.00	Sure Start antenatal visit
8	13418	62W..00	Antenatal blood tests
9	61533	L270200	Polyhydramnios with antenatal problem
10	14085	62GB.00	Antenatal ultrasounds scan at 4-8 weeks
11	42326	62KZ.00	Antenatal syphilis screen NOS
12	18536	62b..00	Antenatal HIV screening
13	99475	68b5.00	Antenatal screening result pending
14	13168	62NZ.00	Antenatal examination NOS
15	63448	Z675.00	Antenatal class
16	100596	68b3.00	Antenatal screening shows significant disorder
17	67926	ZV28z00	[V]Unspecified antenatal screening
18	16613	584C.00	Antenatal ultrasound result received
19	23667	L413.00	Antenatal deep vein thrombosis
20	53683	L452300	Obstetric nonpurulent mastitis with antenatal complication
21	104764	L236200	Hydrocephalic disproportion with antenatal problem
22	56967	9NV1.00	Antenatal clinic
23	13417	62K..00	Antenatal syphilis screen
24	108099	L39z300	Complications of labour and delivery NOS with antenatal prob
25	70096	L224200	Transverse lie with antenatal problem
26	104359	ZVu2600	[X]Other antenatal screening based on amniocentesis
27	294	62...11	Antenatal care
28	104178	Lyu2600	[X]Other abnormal findings on antenatal screening of mother
29	27056	62GD.00	Antenatal ultrasound scan at 17-22 weeks
30	98481	68b4.00	Repeat antenatal screening required
31	14084	62GC.00	Antenatal ultrasound scan at 9-16 weeks
32	28732	62c..00	Antenatal screening
33	6095	9N1N.00	Seen in antenatal clinic
34	99849	68bA.00	Antenatal screening, at risk couple identified
35	21957	62I..11	AFP test - antenatal
36	73765	L311200	Secondary uterine inertia with antenatal problem
37	102246	L265200	Small-for-dates with antenatal problem
38	73191	L226200	Brow presentation with antenatal problem
39	69254	L264200	Intrauterine death with antenatal problem
40	104766	L30z200	Obstructed labour NOS with antenatal problem
41	109071	38B6.00	Antenatal risk assessment
42	7845	Z212.00	Antenatal care
43	30378	L244312	Rectocele complicating antenatal care - baby not delivered
44	101938	L390300	Maternal distress with antenatal problem
45	90277	L350200	Rupture of uterus before labour with antenatal problem
46	97259	68b6.00	Antenatal screening declined
47	111183	8IHD.00	Health visitor antenatal visit declined
48	106588	62NJ.00	Antenatal 22 week examination
49			
50			
51			
52			
53			
54			
55			
56			
57			
58			
59			
60			

1			
2			
3			
4	30801	62OZ.00	Misc. antenatal data NOS
5	49665	ZV28600	[V]Antenatal screening for chromosomal anomalies
6	21543	622..00	Antenatal care: gravida No.
7	109313	9Nil.00	Did not attend antenatal appointment
8	102755	8CEM.00	Downs syndrome antenatal screening information leaflet given
9	37985	L2AX.00	Abnormal finding on antenatal screening of mother
10	91272	L440300	Puerperal cerebrovascular disorder with antenatal comp
11	99286	L28y200	Other amniotic/membrane problem with antenatal problem
12	99479	L267200	Other placental conditions with antenatal problem
13	10056	62N..00	Antenatal examinations
14	44401	L305200	Shoulder dystocia with antenatal problem
15	35484	679E.00	Antenatal education
16	103512	L330200	Prolapse of cord with antenatal problem
17	99939	L33y200	Other umbilical cord complications with antenatal problem
18	101354	L244311	Cystocele complicating antenatal care - baby not delivered
19	39611	62GE.00	Antenatal ultrasound scan at 22-40 weeks
20	40597	ZV28y00	[V]Other specified antenatal screening
21	70046	L2A4.00	Abnormal radiological finding on antenatal screen of mother
22	105047	L2A2.00	Abnormal cytological finding on antenatal screen of mother
23	96678	L33z200	Umbilical cord complications NOS with antenatal problem
24	15685	L2A..00	Abnormal findings on antenatal screening of mother
25	2029	62G..00	Antenatal ultrasound scan
26	103787	1514100	Estimated date of delivery by antenatal ultrasound scan
27	31570	6224	Antenatal care: multip
28	97391	L281200	Premature rupture of membranes with antenatal problem
29	65725	L413000	Antenatal deep vein thrombosis unspecified
30	13819	62F..00	Antenatal amniocentesis
31	107186	L266200	Large-for-dates with antenatal problem
32	16750	6221	Antenatal care: primigravida
33	71851	L229200	Prolapsed arm with antenatal problem
34	105865	67AJ.00	Provision of information about antenatal screening
35	109043	9NFV.00	Health visitor antenatal visit
36	47928	L280200	Oligohydramnios with antenatal problem
37	6298	ZV28.00	[V]Antenatal screening
38	45032	62O..00	Misc. antenatal data
39	66496	L222200	Breech presentation with antenatal problem
40	444	8HT9.00	Referral to antenatal clinic
41	14083	62GZ.00	Antenatal ultrasound scan NOS
42	13419	62L..00	Antenatal blood group screen
43	42120	L2A0.00	Abnormal haematologic find on antenatal screening of mother
44	13416	62M..00	Antenatal sickle cell screen
45	69788	L260200	Fetal-maternal haemorrhage with antenatal problem
46	73734	ZVu2900	[X]Other antenatal screening
47	95107	L312200	Other uterine inertia with antenatal problem
48	103677	Eu32B00	[X]Antenatal depression
49			
50			
51			
52			
53			
54			
55			
56			
57			
58			
59			
60			

1			
2			
3	106923	62NK.00	Antenatal 25 week examination
4	108811	L245300	Cervical incompetence with antenatal problem
5	73407	L261200	Rhesus isoimmunisation with antenatal problem
6	101980	65QG.00	Antenatal screening shows non sig haemoglobinopathy carrier
7	44828	L263200	Fetal distress with antenatal problem
8	45091	62Y..00	Routine antenatal care
9	71862	L323200	Delayed delivery second twin with antenatal problem
10	71794	L307200	Other failed trial of labour with antenatal problem
11	51432	62FZ.00	Antenatal amniocentesis NOS
12	97523	68b..00	Antenatal screening status
13	28290	L2A3.00	Abnormal ultrasonic finding on antenatal screening of mother
14	36226	L2A1.00	Abnormal biochemical finding on antenatal screen of mother
15	100502	L413200	Antenatal deep vein thrombosis with antenatal complication
16	61203	L413z00	Antenatal deep vein thrombosis NOS
17	100578	L255200	Fetus with drug damage with antenatal problem
18	69072	L262200	Other blood-group isoimmunisation with antenatal problem
19	49617	622Z.00	Antenatal care: gravida NOS
20	26873	L413.11	DVT - deep venous thrombosis, antenatal
21	33009	6254	A/N care: H/O child abuse
22	29610	62NB.00	A/N 36 week examination
23	61162	L250200	Fetus with central nervous system malformation + a/n problem
24	52044	6252	A/N care: poor A/N attender
25	35513	6284	A/N care: primip. > 30 years
26	26695	625Z.00	A/N care: social risk NOS
27	55605	62NH.00	A/N 42 week examination
28	30797	6233	A/N care: grand multip
29	23013	6231	A/N care: uncertain dates
30	36516	62F4.00	A/N amniocentesis wanted
31	37046	628Z.00	A/N risk NOS
32	107506	62H2.00	A/N Rh screen offered
33	25331	62O6.11	Vaginal 'show' - A/N
34	64537	62GA.00	A/N U/S scan for slow growth
35	13821	62F6.00	A/N amniocentesis - normal
36	19772	62F3.00	A/N amniocentesis - not wanted
37	70840	L240311	Bicornuate uterus complicating a/n care, baby not delivered
38	33287	62F1.00	A/N amniocentesis -not offered
39	13171	62N8.00	A/N 32 week examination
40	52049	62G3.00	A/N U/S scan not wanted
41	33008	6285	A/N care: multip. > 35 years
42	26696	6253	A/N care: late booker
43	24219	62A..00	A/N care provider
44	13308	625..00	A/N care: social risk
45	26692	6236	A/N care: poor obstetr history
46	37222	62G1.00	A/N U/S scan not offered
47	25391	62I..12	Alpha-feto protein test - A/N
48			
49			
50			
51			
52			
53			
54			
55			
56			
57			
58			
59			
60			

1			
2			
3			
4	35512	6281	A/N care: under 5ft tall
5	31251	627..00	A/N care: gynae. risk
6	26551	62NE.00	A/N 39 week examination
7	68089	62HZ.00	A/N Rh antibody screen NOS
8	26691	6235	A/N care: H/O perinatal death
9	35826	62G6.00	A/N U/S scan normal += dates
10	30885	62G4.00	A/N U/S scan wanted
11	70289	62F9.00	A/N amnio. for ? neural tube
12	26693	626..00	A/N care: medical risk
13	73099	L246311	Polyp of cervix complicating a/n care- baby not delivered
14	20401	L241311	Uterine fibroid complicating a/n care, baby not delivered
15	65450	62F2.00	A/N amniocentesis - offered
16	24236	62AZ.00	A/N care provider NOS
17	26553	62ND.00	A/N 38 week examination
18	102160	L283200	Prolonged artificial rupture of membranes with a/n problem
19	64141	62K2.00	A/N syphilis screen-blood sent
20	26550	62A2.00	A/N care from consultant
21	89025	L237200	Other fetal abnormality causing disproportion with a/n prob
22	102099	62MZ.00	A/N sickle cell screen NOS
23	47415	62G5.00	A/N U/S scan awaited
24	13415	62A4.00	A/N care midwifery led
25	54734	L28z200	Amniotic cavity and membrane problem NOS with a/n problem
26	14086	62G8.00	A/N U/S scan abnormal
27	37221	62G7.00	A/N U/S scan normal +? dates
28	66608	L241300	Tumour of uterine body complicating a/n care, baby not deliv
29	71797	L248300	Vulval abn complicating a/n care - baby not yet delivered
30	37029	62NG.00	A/N 41 week examination
31	29727	62NA.00	A/N 35 week examination
32	108885	62L1.00	A/N blood gp screen not done
33	39172	62L2.00	A/N blood group screen done
34	38165	6237	A/N care: H/O trophoblast.dis.
35	35511	6234	A/N care: H/O stillbirth
36	26875	6232	A/N care: recurrent aborter
37	9546	623..00	A/N care: obstetric risk
38	73120	L247300	Vaginal abnormality complicating a/n care-baby not delivered
39	24214	62A1.00	A/N care from G.P.
40	13169	62N5.00	A/N 24 week examination
41	29627	62N7.00	A/N 30 week examination
42	3517	62N1.00	A/N booking examination
43	62147	62F8.00	A/N amnio. for ? chrom.abnorm.
44	37047	6242	A/N care: H/O infertility
45	27057	62G9.00	A/N U/S scan for ? abnormality
46	70616	62M2.00	A/N sickle cell screen done
47	29059	62A3.00	A/N - shared care
48	108867	62M1.00	A/N sickle screen not done
49			
50			
51			
52			
53			
54			
55			
56			
57			
58			
59			
60			

1			
2			
3	12260	62H..00	A/N Rh antibody screen
4	41955	62F5.00	A/N amniocentesis - awaited
5	13166	62N3.00	A/N 16 week examination
6	35510	6241	A/N care: elderly primip.
7	26552	62NC.00	A/N 37 week examination
8	29280	62NF.00	A/N 40 week examination
9	3786	628..00	A/N care: risk NOS
10	39728	62O..11	Fetal maturity - A/N
11	13822	62F7.00	A/N amniocentesis - abnormal
12	71912	62H1.00	A/N Rh screen not offered
13	26694	6251	A/N care: poor home conditions
14	70186	62LZ.00	A/N blood group screen NOS
15	26690	623Z.00	A/N care: obstetric risk NOS
16	98957	L240300	Cong abnorm uterus complicating a/n care, baby not delivered
17	13170	62N9.00	A/N 34 week examination
18	109166	62K1.00	A/N syphilis screen not done
19	13167	62N2.00	A/N 12 weeks examination
20	37220	62G2.00	A/N U/S scan offered
21	29364	62N4.00	A/N 20 week examination
22	26554	62N6.00	A/N 28 week examination
23	31250	6283	A/N care: primip. < 17 years
24	30209	ZV27000	[V]Single live birth
25	20573	Q48D000	[X]Fresh stillbirth
26	11966	ZV27.11	[V]Live birth
27	8906	ZV27.12	[V]Stillbirth
28	41253	7F...11	Childbirth operations
29	10719	6331	Single live birth
30	28726	7F19100	Water birth delivery
31	58978	Q20y.00	Other specified birth trauma
32	37884	Z254D00	Face to pubes birth
33	72025	ZV3zz00	[V]Unspecified birth, NOS
34	8776	Q48D.00	[X] Stillbirth
35	5253	633a.00	Birth of child
36	31203	6332	Single stillbirth
37	13287	633..11	Livebirth
38	17354	633..13	Triplet birth
39	1825	633..14	Twin birth
40	1214	6311	Home birth
41	2353	63E2.00	Normal birth
42	974	Q4z..15	Stillbirth NEC
43	110211	633C.00	Intrapartum stillbirth
44	70813	ZV27500	[V]Other multiple birth, all live born
45	37878	Z254E11	Multiple birth delivery
46	42324	L34z.00	Vulval/perineal trauma during delivery NOS
47	55124	L39yz00	Other complications of labour and delivery NOS
48			
49			
50			
51			
52			
53			
54			
55			
56			
57			
58			
59			
60			

27351	Q036.00	Fetus or neonate affected by precipitate delivery
43918	L340400	Fourchette tear during delivery
33915	L213.00	Multiple delivery
5213	7F16400	Low forceps cephalic delivery
25223	L396.00	Vacuum extractor delivery
57957	7F1Ay00	Other specified other method of delivery
7670	L398z00	Caesarean delivery NOS
24243	L263400	Labour and delivery complic by meconium in amniotic fluid
15828	14Y4.00	Born by breech delivery
69780	Lyu5100	[X]Other and unspecified forceps delivery
62862	L342200	Third degree perineal tear during delivery with p/n problem
68752	Z253300	Normal rate of delivery
33773	7F19y00	Other specified normal delivery
30775	62B8.00	Midwife unit delivery booking
6452	L395.00	Forceps delivery
239	L20..11	Spontaneous vaginal delivery
95858	L34y100	Other vulval/perineal trauma during delivery- delivered
29070	7F15000	Spontaneous breech delivery
19605	L341z00	Second degree perineal tear during delivery NOS
57945	7F17200	Vacuum delivery before full dilation of cervix
72022	L343000	Fourth degree perineal tear during delivery, unspecified
19607	L344000	Unspecified perineal laceration during delivery, unspecified
3365	L142.11	Premature delivery
27914	62V..00	Delivery place planned
90885	Lyu4900	[X]Labour+delivery complicated by other cord entanglement
56310	Z25..00	Delivery observations
12052	Z257.00	Delivery normal
11532	7F14.00	Breech extraction delivery
13164	62BZ.00	Delivery booking - place NOS
61212	L34y.00	Other vulval and perineal trauma during delivery
61077	7F16200	Mid forceps cephalic delivery with rotation
5866	7F1..00	Induction and delivery operations
65940	7F16500	Trial of forceps delivery
19608	L340z00	First degree perineal tear during delivery NOS
52875	L398000	Caesarean delivery unspecified
83535	Lyu5000	[X]Other single spontaneous delivery
47625	Z22C200	Estimated date of delivery from last normal period
17744	7F13100	Lower uterine segment caesarean delivery NEC
15073	7F13y00	Other specified other caesarean delivery
9800	L398300	Delivery by elective caesarean section
37699	L396z00	Vacuum extractor delivery NOS
72021	L343100	Fourth degree perineal tear during delivery - delivered
107136	Q031.11	Fetus affected by malpresentation during delivery
17684	L395.11	Keilland's forceps delivery
20425	L395.12	Neville - Barnes forceps delivery

1			
2			
3			
4	4780	L20..00	Normal delivery in a completely normal case
5	5868	Ly0..00	Spontaneous vertex delivery
6	106113	Lyu5800	[X]Multiple delivery, unspecified
7	62406	L323000	Delayed delivery second twin unspecified
8	61540	Z212100	Delivery place planned
9	47157	L34zz00	Vulval/perineal trauma during delivery NOS
10	58176	62C2.00	Full stay delivery booking
11	32283	Z212200	Home delivery planned
12	106808	L34z200	Vulval/perineal trauma during delivery NOS with p/n problem
13	740	7F12.00	Elective caesarean delivery
14	111579	Z263300	Condition of membranes at delivery
15	34102	Z262700	Incomplete placenta at delivery
16	21554	7F16900	Kielland forceps cephalic delivery with rotation
17	31254	L340100	First degree perineal tear during delivery - delivered
18	23394	7F16300	Mid forceps cephalic delivery NEC
19	54591	7F14z00	Breech extraction delivery NOS
20	3085	7F12z00	Elective caesarean delivery NOS
21	22491	Ly1..00	Spontaneous breech delivery
22	19609	L340600	Vaginal tear during delivery
23	39168	L342100	Third degree perineal tear during delivery - delivered
24	44235	L296.00	Vaginal delivery following previous caesarean section
25	40706	L344z00	Unspecified perineal laceration during delivery NOS
26	27993	62V0.00	Home delivery planned
27	58721	L20z.00	Normal delivery in completely normal case NOS
28	33477	L398100	Caesarean delivery - delivered
29	27963	L323.00	Delayed delivery of second twin, triplet etc
30	37509	7F1A300	Drainage of hydrocephalus of fetus to facilitate delivery
31	30806	L34yz00	Other vulval/perineal trauma during delivery NOS
32	30373	Z22C100	Estimated date of delivery from last period
33	42572	L323100	Delayed delivery second twin - delivered
34	15514	7F13000	Upper uterine segment caesarean delivery NEC
35	47546	7F12y00	Other specified elective caesarean delivery
36	86399	7F17y00	Other specified vacuum delivery
37	13352	L34..00	Trauma to perineum and vulva during delivery
38	49446	L396100	Vacuum extractor delivery - delivered
39	15256	L344.00	Unspecified perineal laceration during delivery
40	37054	L341100	Second degree perineal tear during delivery - delivered
41	3108	7F1B000	Episiotomy to facilitate delivery
42	47863	Lyu5200	[X]Other single delivery by caesarean section
43	9160	Z257100	Spontaneous vertex delivery
44	58844	L396000	Vacuum extractor delivery unspecified
45	57488	L34z100	Vulval/perineal trauma during delivery NOS - delivered
46	27731	L345.12	Vulval and perineal haematoma during delivery
47	104872	L143100	Premature labour with premature delivery
48	42275	L395300	Mid-cavity forceps delivery
49			
50			
51			
52			
53			
54			
55			
56			
57			
58			
59			
60			

1			
2			
3			
4	40876	L342z00	Third degree perineal tear during delivery NOS
5	93273	L39z100	Complications of labour and delivery NOS - delivered
6	42755	L387.00	Spinal/epidural ansth-induced headache dur labour/delivery
7	57789	L395400	Delivery by combination of forceps and vacuum extractor
8			
9	19603	L340000	First degree perineal tear during delivery, unspecified
10	4786	L213200	Multiple delivery, all by caesarean section
11	20002	7F16000	High forceps cephalic delivery with rotation
12	66501	L39zz00	Complications of labour and delivery NOS
13	34333	Z262711	Incomplete delivery of placenta
14	19602	L341000	Second degree perineal tear during delivery, unspecified
15	39866	7F1A200	Cleidotomy of fetus to facilitate delivery
16			
17	30805	L34y000	Other vulval/perineal trauma during delivery, unspecified
18	11530	Z254900	Vaginal delivery
19			
20	67489	L34z000	Vulval/perineal trauma during delivery NOS unspec
21	4638	7F13.00	Other caesarean delivery
22	40744	Z254A00	Abnormal delivery
23			
24	25157	L142100	Early onset of delivery - delivered
25	17704	L395.13	Simpson's forceps delivery
26			
27	39573	Z265900	Umbilical cord not around baby's neck at delivery
28	5033	7F16100	High forceps cephalic delivery NEC
29	26549	62B1.00	Delivery: no place booked
30	50293	7F1z.00	Induction and delivery operations NOS
31			
32	67862	L39..00	Other complications of labour and delivery NEC
33	63277	L393.00	Acute renal failure following labour and delivery
34	32380	L34..12	Vulval delivery trauma
35			
36	23866	7F1B100	Symphysiotomy to facilitate delivery
37	618	L398400	Delivery by emergency caesarean section
38	66315	Lyu5500	[X]Other specified assisted single delivery
39	23791	L38A.00	Failed or difficult intubation during labour and delivery
40	99608	7F1Bz00	Other operation to facilitate delivery NOS
41			
42	98749	7F1B400	Incision of cervix to facilitate delivery
43	30274	L395200	Low forceps delivery
44			
45	35190	7F13z00	Other caesarean delivery NOS
46	40710	L395z00	Forceps delivery NOS
47	26712	L340300	Labial tear during delivery
48	62789	Q031.00	Fetus/neonate affected by malposition/disproportion-delivery
49	2624	Q033.00	Fetus or neonate affected by vacuum extraction delivery
50			
51	19599	L340.00	First degree perineal tear during delivery
52	11650	L342.00	Third degree perineal tear during delivery
53			
54	51736	7F17100	Low vacuum delivery
55	36703	L345.00	Vulval and perineal haematoma during delivery
56	2458	7F17.00	Vacuum delivery
57			
58	22975	62B3.00	G.P. unit delivery booking
59	32988	62B5.00	Private home delivery booking
60	49485	L263600	Labour+delivery complicatd by biochem evidence/fetal stress

1			
2			
3			
4	5522	L3z..00	Complications of labour and delivery NOS
5	103319	Lyu4.00	[X]Complications of labour and delivery
6	14789	Q030.11	Fetus affected by breech delivery
7	34411	Z254300	Delivered by mid-cavity forceps delivery
8	48230	Z254800	Deliveries by spontaneous breech delivery
9	36137	L142z00	Early onset of delivery NOS
10	59941	L142000	Early onset of delivery unspecified
11	20738	7F19000	Manually assisted vaginal delivery
12	34628	7F16600	Failed forceps delivery
13	33480	7F16y00	Other specified forceps cephalic delivery
14	37245	L345000	Vulval and perineal haematoma during delivery, unspecified
15	43959	633Z.00	Outcome of delivery NOS
16	70615	L345z00	Vulval and perineal haematoma during delivery NOS
17	60953	Z253211	Precipitate delivery
18	53572	L3y..00	Other specified complications of labour or delivery
19	9668	7F12100	Elective lower uterine segment caesarean delivery
20	9791	Z257.15	ND - Normal delivery
21	9625	L263300	Labour and delivery complicated by fetal heart rate anomaly
22	28861	L398500	Delivery by caesarean hysterectomy
23	49733	L388.00	Cardiac comps of anaesthesia during labour and delivery
24	15480	14Y3.00	Born by normal vaginal delivery
25	98059	Lyu5400	[X]Other manipulation-assisted delivery
26	69971	Z253100	Slow rate of delivery
27	61226	ZV27y00	[V]Other specified outcome of delivery
28	105276	7F14000	Breech extraction delivery with version
29	103890	1514000	Estimated date of delivery from last period
30	101229	Z255A00	Observation of delivery push in labour
31	50675	L395100	Forceps delivery - delivered
32	44472	L39y.00	Other complications of labour and delivery
33	48742	Z254C00	Face delivery
34	33884	L213000	Multiple delivery, all spontaneous
35	14892	7F17z00	Vacuum delivery NOS
36	64464	7F15z00	Other breech delivery NOS
37	13163	62B..00	Delivery booking place
38	105419	7F17000	High vacuum delivery
39	8879	1514.12	Estimated date of delivery
40	720	L398.00	Caesarean delivery
41	29885	L3...00	Complications occurring during labour and delivery
42	14727	14Y1.00	Born by forceps delivery
43	15675	14Y5.00	Born by ventouse delivery
44	167	7F19.00	Normal delivery
45	32991	62C1.00	Short stay delivery booking
46	688	7F17.11	Ventouse delivery
47	463	L222.12	Breech delivery
48	6141	L396.11	Ventouse delivery
49			
50			
51			
52			
53			
54			
55			
56			
57			
58			
59			
60			

1			
2			
3			
4	28903	Z254200	Delivered by low forceps delivery
5	100597	L39y100	Other complications of labour and delivery - delivered
6	12014	ZV27.00	[V]Outcome of delivery
7	61259	7F12000	Elective upper uterine segment caesarean delivery
8			
9	105032	L143000	Premature labour without delivery
10	42885	Z254.00	Observation of pattern of delivery
11	107557	63D7.00	Complete placenta at delivery
12	37254	Q030.00	Fetus or neonate affected by breech delivery and extraction
13	3078	Q032.00	Fetus or neonate affected by forceps delivery
14	19600	L341.00	Second degree perineal tear during delivery
15	39576	L343.00	Fourth degree perineal tear during delivery
16			
17	31280	L340500	Vulval tear during delivery
18	25545	Z212300	Delivery place booked
19			
20	70242	7F16700	Barton forceps cephalic delivery with rotation
21	71057	L345100	Vulval and perineal haematoma during delivery - delivered
22	1279	7F16.00	Forceps cephalic delivery
23			
24	22976	62B2.00	Home delivery booked
25	41414	62B6.00	Delivery booking place changed
26			
27	104873	L143.00	Premature labour and delivery
28	50847	L398600	Caesarean delivery following previous Caesarean delivery
29	18287	7F22500	Normal delivery of placenta
30	19604	L342000	Third degree perineal tear during delivery, unspecified
31			
32	2943	L222.11	Assisted breech delivery
33	96089	Z253200	Rapid rate of delivery
34	8967	7F19z00	Normal delivery NOS
35			
36	51065	62CZ.00	Delivery booking - stay NOS
37	33378	7F15.00	Other breech delivery
38	53937	L395000	Forceps delivery unspecified
39	90497	L39z400	Complications of labour and delivery NOS with p/n problem
40	23994	7F15100	Assisted breech delivery
41			
42	60256	Z254B00	Brow delivery
43	60538	L213100	Multiple delivery, all by forceps and vacuum extractor
44	15926	7F15y00	Other specified other breech delivery
45	95780	Z262600	Complete placenta at delivery
46	65702	L38..00	Complications of anaesthesia during labour and delivery
47	14686	7F16z00	Forceps cephalic delivery NOS
48			
49	67052	L344100	Unspecified perineal laceration during delivery - delivered
50	15167	L142.00	Early onset of delivery
51	11194	Z257.12	Spontaneous vaginal delivery
52			
53	25681	Z257.13	SVD - Spontaneous vaginal delivery
54	9383	Z257.11	Normal delivery
55	17492	Z257.14	FTND - Full term normal delivery
56			
57	31780	L222.13	Spontaneous breech delivery
58	22498	Z253.12	Rate of delivery
59			
60	52151	Lyu4800	[X]Labour+delivery complicat/oth evidence of fetal distress

1			
2			
3			
4	39319	8HE7.00	Discharged from hospital within 6 hours of delivery
5	73048	7F14y00	Other specified breech extraction delivery
6	109452	7F1By00	Other specified other operation to facilitate delivery
7	69920	L39z.00	Complications of labour and delivery NOS
8	57652	L343z00	Fourth degree perineal tear during delivery NOS
9	53100	7F20z00	Instrumental removal products of concep delivered uterus NOS
10	41494	7F21z00	Manual removal products of conception delivered uterus NOS
11	27800	L124300	Mild or unspecified pre-eclampsia - not delivered
12	41588	L112200	Placental abruption - not delivered
13	3364	L126300	Eclampsia - not delivered
14	65759	L244300	Other uterine/pelvic floor abnormal - baby not yet delivered
15	62880	L110200	Placenta praevia without haemorrhage - not delivered
16	69002	L11y200	Other antepartum haemorrhage - not delivered
17	67447	L125300	Severe pre-eclampsia - not delivered
18	64752	L111200	Placenta praevia with haemorrhage - not delivered
19	53160	L127300	Pre-eclampsia or eclampsia with hypertension - not delivered
20	31617	L130200	Mild hyperemesis-not delivered
21	57852	L100200	Threatened abortion - not delivered
22	64298	L141100	Other threatened labour - not delivered
23	54082	L169300	Herpes gestationis - not delivered
24	48830	L140100	Threatened premature labour - not delivered
25	54576	Z252.00	Mother not delivered
26	2549	L222.00	Breech presentation
27	13288	2722	O/E - breech presentation
28	46298	L222z00	Breech presentation NOS
29	55359	Q017100	Fetus/neonate affected by breech presentation before labour
30	56867	L300300	Obstructed labour due to breech presentation
31	66786	L397z00	Breech extraction NOS
32	48516	Z254400	Deliveries by breech extraction
33	4955	L397.00	Breech extraction
34	66106	L397000	Breech extraction unspecified
35	15610	7F06300	External version of breech
36	1534	7F14100	Forceps to aftercoming head (breech)
37	66307	L222000	Breech presentation unspecified
38	16097	Q214z00	Liveborn with unspecified fetal distress NOS
39	33258	L512.00	Maternal care for diminished fetal movements
40	67883	L514.00	Maternal care for poor fetal growth
41	50733	L263.12	Fetal bradycardia
42	23009	Q213.11	Fetal distress in labour - liveborn
43	48463	Q410.00	Fetal blood loss
44	23565	L25..00	Known or suspected fetal abnormality
45	43428	ZV28400	[V]Screening for fetal growth retardation using ultrasonics
46	5479	Q212.00	Liveborn with prelabour fetal distress
47	106201	Qyu5400	[X]Other specified fetal and neonatal haemorrhages
48	31481	7F04300	Electrode applied to fetal scalp
49			
50			
51			
52			
53			
54			
55			
56			
57			
58			
59			
60			

1			
2			
3			
4	107512	Q102.11	Fetal malnutrition without mention of 'light for dates'
5	96711	Q408200	Escherichia coli intra-amniotic fetal infection
6	98261	7F27y00	OS non routine obstetric scan for fetal observations
7	43893	Q470.00	Idiopathic hydrops fetalis
8	19590	62O1.00	Fetal movements felt
9	48576	L22y.00	Other fetal malposition and malpresentation
10	64959	7F01100	Fetosopic examination of fetus and sampling of fetal blood
11	36640	L265300	Maternal care for poor fetal growth
12	59566	Q41yz00	Fetal or newborn haemorrhage NOS
13	72837	2763	O/E - fetal heart 40-80
14	62654	4H72.00	Amniotic fetal cell abnormal
15	28977	L237.00	Other fetal abnormality causing disproportion
16	46514	L263700	Maternal care for fetal hypoxia
17	60301	7P0H500	Fetal echocardiography
18	27801	2755	O/E - fetal movement diminished
19	67438	Q40y000	Intrauterine fetal sepsis, unspecified
20	63905	Lyu3A00	[X]Maternal care/known or suspected fetal problem,unspecifd
21	46784	Q023200	Fetus/neonate affected by materno-fetal transplacental trans
22	50281	Q213z00	Liveborn with labour fetal distress NOS
23	25153	2753	O/E - fetal movements felt
24	103893	7F27400	Fetal ascites scan
25	66619	Q023011	Fetus/neonate affected by feto-fetal transplacental transfus
26	101225	BBK3400	[M]Fetal rhabdomyoma
27	104765	Q102.00	Fetal malnutrition, no mention light or small for gest age
28	96669	L22z.00	Fetal malposition and malpresentation NOS
29	55071	Z271C00	Fetal heart baseline pattern
30	22815	275..00	O/E - fetal movements
31	69819	274Z.00	O/E - fetal station NOS
32	56744	Q10..11	Fetal malnutrition
33	9164	584..11	Fetal U-S scan
34	66175	Q45z.00	Fetal or newborn blood disorder NOS
35	102019	Q410600	Fetal haemorrhage into mother's circulation
36	104829	L260000	Fetal-maternal haemorrhage unspecified
37	97471	Q212z00	Liveborn with prelabour fetal distress NOS
38	100323	4H7..00	Amniotic fetal cell study
39	73393	4H71.00	Amniotic fetal cell study: NAD
40	53296	42YG.00	Fetal cell test
41	48798	Q45..00	Fetal and newborn blood disorders
42	21893	L510.00	Maternal care for hydrops fetalis
43	60774	Z271100	Fetal heart acceleration
44	62898	2768	O/E - fetal heart 180-200
45	95881	2762	O/E - fetal heart < 40
46	70856	2764	O/E - fetal heart 80-100
47	67186	272Z.00	O/E - fetal presentation NOS
48	38608	L250.11	Suspect fetal anencephaly
49			
50			
51			
52			
53			
54			
55			
56			
57			
58			
59			
60			

1			
2			
3	8846	L250.13	Suspect fetal spina bifida
4	55152	Q408.00	Intra-amniotic fetal infection
5	104218	L300000	Obstructed labour due to fetal malposition unspecified
6	99494	Q455000	Congenital anaemia from fetal blood loss
7	91908	7F27200	Fetal biometry
8	95754	Q408z00	Intra-amniotic fetal infection NOS
9	62629	Q41yy00	Other specified fetal or newborn haemorrhage
10	95064	Q41y.00	Other fetal and newborn haemorrhage
11	19575	Q10z.00	Fetal growth retardation NOS
12	31033	7F03100	Percutaneous insertion of fetal pleuroamniotic shunt
13	53241	Q214100	Liveborn with fetal hypoxia, unspecified
14	26707	2766	O/E - fetal heart 120-160
15	38846	Z271D00	Normal fetal heart baseline pattern
16	44071	Q479.00	Non-immune hydrops fetalis
17	64335	L263000	Fetal distress unspecified
18	23590	L300.00	Obstructed labour due to fetal malposition
19	102073	Q410z00	Fetal blood loss NOS
20	53687	2752	O/E - fetal movements seen
21	42093	5846	U-S scan - fetal maturity
22	3620	Q214.00	Liveborn with fetal distress, unspecified
23	63024	2726	O/E -fetal presentation unsure
24	104845	Q410700	Fetal exsanguination
25	59679	276Z.00	O/E - fetal heart NOS
26	100297	L22zz00	Fetal malposition and malpresentation NOS
27	34777	Q10..00	Slow fetal growth and fetal malnutrition
28	98499	L25z300	Maternal care for suspect fetal abnormal and damage, unspec
29	96222	L25z400	Maternal care for fetal abnormality and damage, unspecified
30	41908	Q3z..00	Fetal or newborn respiratory problems NOS
31	28184	Q436z00	Unspecified fetal or neonatal jaundice NOS
32	11589	7F25100	Fetal heart monitoring in labour
33	35680	Q423.00	Hydrops fetalis due to isoimmunisation
34	45439	Lyu3900	[X]Maternal care/oth spcf known or suspected fetal problems
35	12013	L268000	Reduced fetal movements
36	19581	Q436.00	Fetal and neonatal jaundice, unspecified
37	32184	L267500	Other fetal problems
38	68996	2765	O/E - fetal heart 100-120
39	62903	2767	O/E - fetal heart 160-180
40	70845	Z271E00	Sinusoidal pattern of fetal heart
41	52308	Q211.00	Fetal death due to labour anoxia
42	101119	2769	O/E - fetal heart > 200
43	27868	2761	O/E - fetal heart not heard
44	39218	5858200	Ultrasonic doppler for fetal heart sounds
45	2437	2751	O/E - no fetal movements
46	13276	L263.00	Fetal distress - affecting management
47	49294	L26..00	Other fetal and placental problems
48			
49			
50			
51			
52			
53			
54			
55			
56			
57			
58			
59			
60			

1			
2			
3			
4	41919	5849	U-S scan - fetal presentation
5	72159	5845	U-S scan - fetal cephalometry
6	91933	Q410000	Fetal blood loss, unspecified
7	85992	7F27.00	Non routine obstetric scan for fetal observations
8	95538	Z271B00	Poor baseline variability in fetal heart rate
9	36195	L268.00	Other fetal problems
10	8147	L264.11	Fetal death in utero
11	94785	9Nk3.00	Seen in fetal medicine clinic
12	91477	7F03300	Percutaneous insertion of fetal pleural drain
13	19720	7F25.11	Fetal monitoring
14	983	Q....11	Fetal and neonatal conditions
15	26710	272..00	O/E - fetal presentation
16	45963	5847	U-S scan - fetal abnormality
17	46413	L250.12	Suspect fetal hydrocephaly
18	48801	Q41..00	Fetal and neonatal haemorrhage
19	95875	7F27z00	Non routine obstetric scan for fetal observations NOS
20	39868	Q420.11	Erythroblastosis fetalis
21	50201	Q31..00	Other fetal and newborn respiratory conditions
22	55607	Z271900	Fetal heart rate variability
23	47149	Z271F00	Fetal heart deceleration
24	102894	L260z00	Fetal-maternal haemorrhage NOS
25	91773	Z271A00	Good baseline variability in fetal heart rate
26	46502	Q21..12	Labour fetal anoxia
27	46431	7F04100	Percutaneous sampling of fetal blood
28	9501	7F25000	Fetal heart monitoring NEC
29	19582	Q493.00	Persistent fetal circulation
30	7681	276..00	O/E - fetal heart heard
31	62316	L51..00	Maternal care for other known or suspected fetal problems
32	53420	L263.13	Fetal tachycardia
33	54004	7F03000	Percutaneous insertion of fetal vesicoamniotic shunt
34	34132	Q212.11	Fetal distress before labour - liveborn
35	42322	Q213.00	Liveborn with labour fetal distress
36	20320	Q210.00	Fetal death due to prelabour anoxia
37	107794	4H7Z.00	Amniotic fetal cell study NOS
38	106136	Q410200	Fetal placental blood loss
39	66335	L260.00	Fetal-maternal haemorrhage
40	53863	L263z00	Fetal distress NOS
41	41102	L263500	Lab+del comp fetal ht rate anom wth meconium in amnio fluid
42	35214	Z271912	FHRV - Fetal heart rate variability
43	26401	Q214.11	Fetal distress, unspecified when, liveborn
44	54687	L51X.00	Maternal care/known or suspected fetal problem,unspecifd
45	37752	62O3.00	Fetal maturity: dates = size
46	55493	62O2.00	Fetal movements seen
47	52857	275Z.00	O/E - fetal movements NOS
48	110134	Z271G00	Early fetal heart deceleration
49			
50			
51			
52			
53			
54			
55			
56			
57			
58			
59			
60			

1			
2			
3			
4	13299	Q42X.00	Hydrops fetalis due to other+unspcfd haemolytic disease
5	100342	PK81.00	Fetal hydantoin syndrome
6	50913	P7z..11	Fetal circulation
7	51372	Q311z11	Pneumonitis due to fetal aspiration
8	97985	Z271H00	Late fetal heart deceleration
9	95649	L263.11	Fetal acidosis
10	48784	62O4.00	Fetal maturity: dates not=size
11	66428	Q026.11	Fetus affected by cord problems
12	1017	Q034.00	Fetus or neonate affected by caesarean section
13	97885	7F01000	Fetoscopic examination of fetus and biopsy of fetus
14	47151	L220.00	Fetus - unstable lie
15	97186	7F03z00	Therapeutic percutaneous operation on fetus NOS
16	26685	Q035600	Fetus/neonate affected by other maternal opiates in lab/del
17	62776	Q037.11	Fetus or neonate affected by hypertonic labour
18	5538	Q024.00	Fetus or neonate affected by prolapsed cord
19	91659	Q022.00	Fetus/neonate affected by placental abnormality NEC
20	105625	Q027.00	Fetus or neonate affected by chorioamnionitis
21	72118	L257.00	Fetus with damage due to intra-uterine contraceptive device
22	52007	L255.00	Fetus with drug damage
23	73892	Q00z.00	Fetus or neonate affected by maternal medical problem NOS
24	67326	Q04X.00	Fetus+newborn affected/other maternal noxious influences
25	69257	L25y000	Fetus with other damage NEC, unspecified
26	71987	Q007A00	Fetus/neonate affect-plac./breast transf hypoglycaemic agent
27	63290	Q101.00	Fetus small-for-dates with signs of malnutrition
28	52669	Q031200	Fetus/neonate affect persistent occip-posterior - labour/del
29	61063	L25zz00	Fetus with damage NOS
30	99136	Q021200	Fetus/neonate affected by placental damage-amniocentesis
31	45440	7F00.00	Therapeutic fetoscopic operations on fetus
32	30979	7N61200	[SO]Fetus
33	69435	7F02z00	Selective destruction of fetus NOS
34	61452	7F0z.00	Fetus and gravid uterus operations NOS
35	46724	Q022200	Fetus or neonate affected by placental insufficiency
36	105097	L250300	Maternal care for suspected CNS malformation in fetus
37	52633	Q021111	Fetus affected by placental abruption
38	36894	Q100.11	Fetus small-for-dates (SFD), without mention of malnutrition
39	94808	Q017600	Fetus or neonate affected by face presentation before labour
40	103741	7F2A211	Doppler ultrasound scan of middle cerebral artery of fetus
41	51177	L5...00	Maternal care for fetus
42	106508	7F03600	Percutaneous laser ablation of lesion of fetus
43	44173	5391	Obstetric X-ray - fetus
44	38864	L160.00	Papyraceous fetus
45	48156	Q025000	Fetus or neonate affected by cord round neck
46	59236	L25z.00	Fetus with damage NOS
47	53074	L251z00	Fetus with chromosomal abnormality NOS
48	66699	PK83.00	Fetus and newborn affected by maternal use of alcohol
49			
50			
51			
52			
53			
54			
55			
56			
57			
58			
59			
60			

1			
2			
3			
4	66571	Qyu5200	[X]Oth intracranial(nontraumatic)haemorrhages/fetus+newborn
5	31923	Q021300	Fetus/neonate affected by placental damage-caesarean section
6	72366	7F02y00	Other specified selective destruction of fetus
7	62819	7F04z00	Diagnostic percutaneous examination of fetus NOS
8	72973	Qyu5500	[X]Other haemolytic diseases of fetus and newborn
9	45653	Q025.00	Fetus or neonate affected by other cord compression
10	23483	Q023.00	Fetus or neonate affected by placental transfusion syndrome
11	97240	Q027100	Fetus or neonate affected by amnionitis
12	72834	Q41z.00	Haemorrhage of fetus and newborn NOS
13	52950	Q013.00	Fetus or neonate affected by maternal polyhydramnios
14	41937	5848	U-S scan - multiple fetus
15	63077	Q00y.00	Fetus or neonate affected by other maternal condition
16	34695	L22..11	Malpresentation of fetus
17	15495	Q42z.00	Haemolytic disease of fetus/newborn due isoimmunisation NOS
18	22032	Q100.00	Fetus small-for-dates, without mention of malnutrition
19	43005	Q200012	Intracranial haemorrhage in fetus or newborn
20	36559	Q200011	Intracerebral haemorrhage in fetus or newborn
21	71279	L250000	Fetus with central nervous system malformation unspecified
22	40870	Q020.00	Fetus or neonate affected by placenta previa
23	85238	Qyu5F00	[X]Intracranial nontraumatic haemorrhage fetus newborn unsp
24	106959	Qyu0200	[X]Fetus and newborn affected by other maternal conditions
25	46283	7F0..00	Fetus and gravid uterus operations
26	682	Q42..00	Haemolytic disease of fetus/newborn due to isoimmunisation
27	27334	Q026z00	Fetus or neonate affected by cord problems NOS
28	50530	7F0y.00	Other specified operations on fetus or gravid uterus
29	28487	Q....13	Fetus and neonate conditions
30	71910	Q037200	Fetus or neonate affected by hypertonic uterine dysfunction
31	70737	L25z000	Fetus with damage NOS, unspecified
32	56697	Q041.00	Fetus and newborn affect by mat use of nutritional chem subs
33	54726	L251400	Maternal care for chromosomal abnormality in fetus
34	101599	L253300	Maternal care for damage to fetus from maternal rubella
35	101893	L251300	Maternal care for suspected chromosomal abnormality in fetus
36	66526	Q035200	Fetus/neonate affected by mat general anaesthesia - lab/del
37	99890	Q021400	Fetus/neonate affect by placental damage-surgical induction
38	44479	Q200511	Intracerebral haematoma in fetus or newborn
39	47219	Q035300	Fetus/neonate affected by mat epidural anaesth - labour/del
40	52526	Q200600	Extradural haemorrhage in fetus or newborn
41	105735	Q007B00	Fetus/neonate affected-plac./breast transfer endocrine agent
42	21382	27B..00	O/E - viable fetus
43	100241	L25y.00	Fetus with other damage NEC
44	26840	Q017500	Fetus or neonate affected by unstable lie before labour
45	95128	9d06.00	Fetus
46	26631	Q000.00	Fetus or neonate affected by maternal hypertensive disease
47	73317	L252.00	Fetus with hereditary disease
48	48583	Q031600	Fetus/neonate affected by disproportion during labour/delive
49			
50			
51			
52			
53			
54			
55			
56			
57			
58			
59			
60			

1			
2			
3			
4	71637	Q017.11	Fetus affected by malpresentation
5	71495	L250z00	Fetus with central nervous system malformation NOS
6	60841	Q013.11	Fetus affected by hydramnios
7	55149	Qyu0100	[X]Fetus+newborn affectd/oth medical procedure on mother,NEC
8	100666	L252z00	Fetus with hereditary disease NOS
9	66748	Qyu0C00	[X]Fetus+newborn affected/other maternal noxious influences
10	43958	Q023000	Fetus/neonate affected by twin-to-twin transplacental transf
11	23617	L22..00	Malposition and malpresentation of fetus
12	68016	L253.11	Fetus with suspected rubella damage via mother
13	65716	Q011.00	Fetus/neonate affected maternal premature rupture membrane
14	20721	7F0..11	Fetus operations
15	59580	7F0..12	Fetus & gravid uterus ops
16	72558	Q016.00	Fetus or neonate affected by maternal death
17	38043	Q200500	Cerebral haematoma in fetus or newborn
18	52299	Q007200	Fetus/neonate affected by placental/breast transfer narcotic
19	68169	Q021.00	Fetus/neonate affect other placental separation/haemorrhage
20	37055	Q035500	Fetus/neonate affected by maternal pethidine in labour/deliv
21	16963	7F00000	Fetoscopic blood transfusion of fetus
22	61596	Q017300	Fetus or neonate affected by oblique lie before labour
23	55761	Q021500	Fetus or neonate affected by premature placental separation
24	44644	L250.00	Fetus with central nervous system malformation
25	58187	Lyu4500	[X]Obstructed labour due to other abnormalities of fetus
26	108080	Qyu0.00	[X]Fetus/newborn affected by maternal factors+complications
27	91434	L251.12	Suspect mongol fetus
28	42661	Q021011	Fetus affected by APH - antepartum haemorrhage
29	63309	Q037312	Fetus/neonate affected by uterine dysfunction in labour/del
30	95638	Q101.11	Fetus small-for-dates (SFD) with signs of malnutrition
31	69015	L251.11	Suspect cystic fibrosis fetus
32	64430	Q007C00	Fetus/neonate affected-plac./breast transfer addictive drug
33	59171	Q017400	Fetus or neonate affected by transverse lie before labour
34	57828	7F03200	Percutaneous blood transfusion of fetus
35	24701	2754	O/E - fetus very active
36	72833	Q02z.00	Fetus/neonate affected by abnormalities chorion/amnion NOS
37	104029	Qyu0B00	[X]Fetus and newborn affected by other maternal medication
38	70901	Q023100	Fetus/neonate affected by feto-maternal transplacental trans
39	7103	Q000.11	Fetus affected by maternal toxemia
40	109421	Q03y400	Fetus or neonate affected by long labour
41	20544	Q031611	Fetus/neonate affected-cephalopelvic disproportion lab./del.
42	99563	27A..11	O/E - VE - descent of fetus
43	50555	Q012.00	Fetus or neonate affected by maternal oligohydramnios
44	101603	Q010.00	Fetus or neonate affected by maternal incompetent cervix
45	72348	Q007800	Fetus/neonate affected-plac./breast transfer chemotherapy
46	30692	L251.00	Fetus with chromosomal abnormality
47	45856	Q002.00	Fetus or neonate affected by maternal infections
48	49959	Q005.00	Fetus or neonate affected by maternal injury
49			
50			
51			
52			
53			
54			
55			
56			
57			
58			
59			
60			

93329	Q007400	Fetus/neonate affected-placental/breast transfer anti-infect
72729	L253.00	Fetus with viral damage via mother
63648	Q021000	Fetus/neonate affected by antepartum haemorrhage unspecified
96742	Q007300	Fetus/neonate affected-placenta/breast transfer hallucinogen
68851	Q00..00	Fetus or neonate affected by maternal medical problems
54690	L250400	Maternal care for CNS malformation in fetus
108565	Qyu0700	[X]Fetus+newborn affectd/oth+unspcfd conditns/umbilical cord
108626	Qyu7.00	[X]Digestive system disorders of fetus and newborn
38660	Q3...00	Fetus and newborn respiratory conditions
42226	Q017200	Fetus or neonate affected by external version before labour
71951	Q037300	Fetus or neonate affected by uterine inertia or dysfunction
71552	L235.00	Large fetus causing disproportion
67572	Q031000	Fetus/neonate affected by mat bony pelvis abn in labour/del
65059	Qyu5.00	[X]Haemorrhagic+haematolog disorders of fetus and newborn
68687	L266300	Suspected macroscopic fetus
52726	Q031500	Fetus/neonate affected by face presentation during labour/de
27447	Q031z00	Fetus/neonate affected by malposition/disproportion NOS
54311	Q02..00	Fetus/neonate affected by complic of placenta/cord/membrane
100074	7F01.00	Diagnostic endoscopic examination of fetus using fetoscope
101984	7F03.00	Therapeutic percutaneous operations on fetus
70393	7F04.00	Diagnostic percutaneous examination of fetus
102078	Q027z00	Fetus or neonate affected by chorioamnionitis
58773	Q026.00	Fetus or neonate affected by other specified cord problems
102535	7F00.12	Therapeutic foetoscopic operations on fetus
35777	Q417.00	Intracranial nontraumatic haemorrhage of fetus and newborn
31496	Q007900	Fetus/neonate affected-plac./breast transfer uterine depress
107153	Q007x00	Fetus/neonate affected - placental/breast transfer toxic NEC
40376	PH11.00	Harlequin fetus
56666	L256.00	Fetus with radiation damage
73323	L254.00	Fetus with damage due to other maternal disease
73373	Q001.00	Fetus or neonate affected by maternal renal/urinary disease
96331	L258.00	Fetus with cardiovascular abnormality
105261	Q007500	Fetus/neonate affected-placental/breast transfer immune sera
57651	7F02.00	Selective destruction of fetus
97611	7F03400	Percutaneous insertion of bladder drain to fetus
108731	7F03y00	Other specified therapeutic percutaneous operation on fetus
70074	Q3y..00	Other specified respiratory problems in fetus or neonate
69814	Q022000	Fetus or neonate affected by placental dysfunction
69533	L257.12	Fetus with damage due to intra-uterine contraceptive device
95909	Q026400	Fetus or neonate affected by vasa praevia of cord
55410	L251000	Fetus with chromosomal abnormality unspecified
37180	272..11	O/E - lie of fetus
69076	Q031300	Fetus/neonate affected by shoulder presentation - labour/del
61640	L252000	Fetus with hereditary disease unspecified
96614	Q035100	Fetus/neonate affected by mat analgesic agent in labour/del

1			
2			
3			
4	42213	Q021100	Fetus or neonate affected by abruptio placentae
5	104989	Q018.00	Fetus or neonate affected by maternal postnatal depression
6	70739	L25yz00	Fetus with other damage NEC NOS
7	42384	Q031400	Fetus or neonate affected by transverse lie in labour/deliv
8	72757	Q007100	Fetus/neonate affected by placental/breast transfer alcohol
9	51296	Q03y200	Fetus or neonate affected by induction of labour
10	111265	Qyu6.00	[X]Transitory endocr & metab disord specif to fetus/newborn
11	59070	Q037.00	Fetus or neonate affected by abnormal uterine contractions
12	97745	Q007600	Fetus/neonate affected-plac./breast transfer anticonvulsant
13	27670	L255300	Maternal care for (suspected) damage to fetus from alcohol
14	92824	Q031z11	Fetus or neonate affected by obstructed labour NEC
15	99473	Q007.00	Fetus/neonate affected by poison transferred placenta/breast
16	50940	5391.11	Fetus - abdominal X-ray, obst.
17	72836	Q007w00	Fetus/neonate affected-placenta/breast transfer medicine NEC
18	97923	Q025200	Fetus or neonate affected by knot in cord
19	68577	Q037100	Fetus or neonate affected by hypertonic labour
20	70165	Q016.11	Fetus affected by maternal death
21	107075	L043z11	Unspecified inevitable miscarriage without complication
22	94976	L044x11	Incomplete inevitable miscarriage with unspecified comp
23	17625	L044.11	Inevitable miscarriage incomp
24	55404	L045z11	Complete inevitable miscarriage without complication
25	12241	L02..11	Missed miscarriage
26	107604	L045211	Complete inevitable miscarriage complicated by embolism
27	53836	L044z11	Incomplete inevitable miscarriage without complication
28	96949	L02..12	Silent miscarriage
29	11323	L045.11	Inevitable miscarriage complete
30	108742	L045x11	Complete inevitable miscarriage with unspecified comp
31	109228	L043y11	Unspecified inevitable miscarriage with OS complication
32	11234	L043.11	Inevitable miscarriage unspecified
33	92284	L044y11	Incomplete inevitable miscarriage with other specified comp
34	48603	L040900	Inevitable miscarriage
35	99578	L043x11	Unspecified inevitable miscarriage with unspec complication
36	165	L04..11	Miscarriage
37	57576	L045y11	Complete inevitable miscarriage with OS complication
38	3082	L04..00	Spontaneous abortion
39	2187	L05..00	Legally induced abortion
40	68740	L041x00	Incomplete spontaneous abortion with complication NOS
41	63778	L042x00	Complete spontaneous abortion with complication NOS
42	69183	L052100	Complete legal abortion with delayed/excessive haemorrhage
43	102820	L050200	Unspecified legal abortion + damage to pelvic organs/tissues
44	41098	L050x00	Unspecified legal abortion with complication NOS
45	106524	L071100	Unspecified incomplete abortion + delayed/excess haemorrhage
46	25883	L071y00	Unspecified incomplete abortion + no mention of complication
47	99736	L042000	Complete spontaneous abortion + genital tract/pelvic infect
48	99590	L052w00	Complete legal abortion with other specified complication
49			
50			
51			
52			
53			
54			
55			
56			
57			
58			
59			
60			

1			
2			
3			
4	69190	L052000	Complete legal abortion + genital tract or pelvic infection
5	3874	L031200	Tubal abortion
6	56325	L042y00	Complete spontaneous abortion + no mention of complication
7	99955	L040400	Unspecified spontaneous abortion with metabolic disorder
8	60771	L05..11	Elective abortion
9	31431	L05..13	Therapeutic abortion
10	95625	L044200	Incomplete inevitable abortion complicated by embolism
11	40258	L040011	Spontaneous abortion with sepsis
12	72593	L044x00	Incomplete inevitable abortion with unspecified complication
13	49467	L06..12	Self-induced abortion
14	71289	L06..11	Criminal abortion
15	25605	L100z00	Threatened abortion NOS
16	58137	L07z.00	Unspecified abortion NOS
17	1886	L072.00	Unspecified abortion complete
18	70643	L070.00	Unspecified abortion
19	56828	L041w00	Incomp spontaneous abortion + other specified complication
20	28605	L051z00	Incomplete legal abortion NOS
21	38415	L050z00	Unspecified legal abortion NOS
22	97991	L062w00	Complete illegal abortion with other specified complication
23	2034	L10zz11	Inevitable abortion
24	56224	L070z00	Unspecified abortion NOS
25	94404	L061z00	Incomplete illegal abortion NOS
26	104747	L040x00	Unspecified spontaneous abortion with complication NOS
27	8173	L043.00	Inevitable abortion unspecified
28	105470	L040500	Unspecified spontaneous abortion with shock
29	102090	L08y.00	Failed attempted abortion with no mention of complication
30	68311	L044y00	Incomplete inevitable abortion with OS complication
31	9407	6776.11	Abortion counselling
32	33501	L045.00	Inevitable abortion complete
33	1737	L02..00	Missed abortion
34	41606	L06..00	Illegally induced abortion
35	39470	L08..00	Failed attempted abortion
36	7413	L041.00	Spontaneous abortion incomplete
37	1439	L07..00	Unspecified abortion
38	70384	L050y00	Unspecified legal abortion with no mention of complication
39	1879	L071.00	Unspecified abortion incomplete
40	68938	L040y00	Unspec spontaneous abortion without mention of complication
41	49809	LOA..00	Failed attempted abortion
42	41783	L041100	Incomp spontaneous abortion + delayed/excessive haemorrhage
43	73445	L050000	Unspecified legal abortion + genital tract/pelvic infection
44	50612	L052y00	Complete legal abortion with no mention of complication
45	94359	L042w00	Complete spontaneous abortion + other specified complication
46	68669	L040w00	Unspec spontaneous abortion + other specified complication
47	58085	L052z00	Complete legal abortion NOS
48	50903	LOA2.00	Failed medical abortion comp by delayed/excessive haem'ge
49			
50			
51			
52			
53			
54			
55			
56			
57			
58			
59			
60			

1		
2		
3		
4		
5		
6		
7		
8		
9		
10		
11		
12		
13		
14		
15		
16		
17		
18		
19		
20		
21		
22		
23		
24		
25		
26		
27		
28		
29		
30		
31		
32		
33		
34		
35		
36		
37		
38		
39		
40		
41		
42		
43		
44		
45		
46		
47		
48		
49		
50		
51		
52		
53		
54		
55		
56		
57		
58		
59		
60		
	33964	L0A4.00 Failed medical abortion, without complication
	56822	L050.00 Legal abortion unspecified
	51614	L044z00 Incomplete inevitable abortion without complication
	41118	L08z.00 Failed attempted abortion NOS
	45806	L070x00 Unspecified abortion with complication NOS
	39754	L051.11 Medial abortion - incomplete
	6730	L051.12 Surgical abortion - incomplete
	35184	L071z00 Unspecified incomplete abortion NOS
	105603	L052500 Complete legal abortion with shock
	107159	L08x.00 Failed attempted abortion with complication NOS
	7817	L042.00 Spontaneous abortion complete
	106491	L050100 Unspecified legal abortion + delayed/excessive haemorrhage
	66365	L043y00 Unspecified inevitable abortion with OS complication
	47931	L050w00 Unspecified legal abortion with other specified complication
	47298	L052.00 Legal abortion complete
	71529	L060.00 Illegal abortion unspecified
	66561	L062.00 Illegal abortion complete
	96418	L06z.00 Illegally induced abortion NOS
	56562	L040z00 Unspecified spontaneous abortion NOS
	47435	L097200 Readmission for retained produc of concept, illegal abortion
	72307	L040000 Unspec spontaneous abortion + genital tract/pelvic infection
	73443	L051y00 Incomplete legal abortion with no mention of complication
	68936	L051100 Incomplete legal abortion + delayed or excessive haemorrhage
	96652	L051w00 Incomplete legal abortion with other specified complication
	59084	L071500 Unspecified incomplete abortion with shock
	53229	L060z00 Unspecified illegal abortion NOS
	110905	L070w00 Unspecified abortion with other specified complication
	29439	L041z00 Incomplete spontaneous abortion NOS
	21805	L097300 Readmission for retained produc of concept, unspec abortion
	7114	L044.00 Inevitable abortion incomplete
	59572	L0A3.00 Failed medical abortion, complicated by embolism
	22379	L04z.00 Spontaneous abortion NOS
	59116	L045x00 Complete inevitable abortion with unspecified complication
	12337	L051.00 Legal abortion incomplete
	41379	L052.11 Medical abortion - complete
	49849	L052.12 Surgical abortion - complete
	906	L100.00 Threatened abortion
	96598	Z22CE00 Number of induced abortions
	29940	L042z00 Complete spontaneous abortion NOS
	94270	L043x00 Unspecified inevitable abortion with unspec complication
	68511	L040100 Unspec spontaneous abortion + delayed/excessive haemorrhage
	68110	L043z00 Unspecified inevitable abortion without complication
	101218	L051700 Incomplete medical abortion
	63777	L045y00 Complete inevitable abortion with OS complication
	62659	Lyu0200 [X]Other abortion

1			
2			
3			
4	101050	L062000	Complete illegal abortion + genital tract/pelvic infection
5	33770	L05z.00	Legally induced abortion NOS
6	101666	L070300	Unspecified abortion with renal failure
7	105921	L072y00	Unspecified complete abortion + no mention of complication
8	107171	L042100	Complete spontaneous abortion +delayed/excessive haemorrhage
9	42458	L040.00	Spontaneous abortion unspecified
10	50653	L041y00	Incomp spontaneous abortion with no mention of complication
11	67076	L052x00	Complete legal abortion with complication NOS
12	4708	7E08800	Dilation and curettage removal of missed abortion
13	30276	L041z11	Retained products after spontaneous abortion
14	29594	L072z00	Unspecified complete abortion NOS
15	23693	L097100	Readmission for retained produc of concept, legal abortion
16	35701	L100000	Threatened abortion unspecified
17	33989	L045z00	Complete inevitable abortion without complication
18	45340	L040111	Spontaneous abortion with heavy bleeding
19	102648	6776100	Pre-termination counselling
20	17294	6776.13	Termination counselling
21	100568	7F10y00	Other specified surgical induction of labour
22	96821	Q212000	Liveborn with prelabour abnormal heart beat
23	23664	63E..00	Labour details
24	97459	L300700	Obstructed labour due to compound presentation
25	64976	Z243200	First stage of labour not established
26	73308	L29z.00	Problems affecting labour NOS
27	66578	L31..00	Abnormal forces of labour
28	54127	Z255.00	Observation of second stage of labour
29	109523	L307000	Other failed trial of labour unspecified
30	102969	Q213200	Liveborn with labour meconium in liquor
31	29434	63E3.00	Normal labour
32	23316	L140.11	False labour
33	72779	L30z.00	Obstructed labour NOS
34	67423	Z23AG00	Hypertonic lower uterine segment during labour
35	72736	Z246200	Onset of labour first stage
36	20809	L14..00	Early or threatened labour
37	3088	7F11.00	Other induction of labour
38	108764	L29y.00	Other problems affecting labour
39	23525	L141.00	Other threatened labour
40	34981	7F10z00	Surgical induction of labour NOS
41	64395	Z255D00	Ability to push in labour
42	70850	Q212100	Liveborn with prelabour hypoxia
43	103105	L293.00	Septicaemia during labour
44	63287	Z24..00	Labour observations
45	83541	Z243500	Normal length of first stage of labour
46	49302	Z243100	First stage of labour established
47	33632	7F11200	Syntocinon induction of labour
48	93041	Z246700	Onset of second stage of labour
49			
50			
51			
52			
53			
54			
55			
56			
57			
58			
59			
60			

1			
2			
3			
4	64692	L141z00	Other threatened labour NOS
5	92738	ZNA2300	Does perform labouring activities
6	36756	L386.00	Toxic reaction to local anaesthesia during labour and deliv
7	49858	Z23G.00	Uterine observation in labour
8	64206	L313z00	Precipitate labour NOS
9	109569	L313000	Precipitate labour unspecified
10	25428	Z246211	Start of labour
11	23674	L291.11	Failed medical induction of labour
12	87342	Z244100	Observation of duration of labour
13	50876	H472.00	Asp pneumonitis due to anaesthesia during labour and deliv
14	93735	Z246A00	Total duration of labour
15	71189	Z244400	Late onset of labour
16	22115	7F10.00	Surgical induction of labour
17	59789	L14z.00	Early or threatened labour NOS
18	54167	6322	2nd stage of labour length
19	44337	L307.00	Failed trial of labour unspecified
20	32555	L351000	Rupture of uterus during and after labour unspecified
21	3004	L14..11	Premature labour
22	30782	632Z.00	Length of labour NOS
23	65867	7M35011	Entonox analgesia in labour
24	23549	L31z.00	Abnormality of forces of labour NOS
25	66242	Z243400	Rapid first stage of labour
26	59445	Z243800	First stage of labour problem
27	94809	Z256200	Prolonged third stage of labour
28	99290	Z255800	Second stage of labour problem
29	40448	7F11100	Induction of labour using prostaglandins
30	56873	ZNA2200	Unable to perform labouring activities
31	88775	7F11300	Medical induction of labour
32	40724	Z255700	Failure to progress in second stage of labour
33	45057	OZ3Z.00	Other labourer NOS
34	95570	L307z00	Failed trial of labour NOS
35	64732	Q213000	Liveborn with labour abnormal heart beat
36	57002	L290.11	Failed mechanical induction of labour
37	13215	632..00	Length of labour
38	48484	Z244500	Relation of onset of labour to due date
39	49953	6323	3rd stage of labour length
40	33421	7F11000	Oxytocic induction of labour
41	35628	L321.00	Prolonged labour unspecified
42	100252	Z255J00	Pushing involuntarily in labour
43	98422	Q213100	Liveborn with labour hypoxia
44	63022	L281500	Prem rupture of membranes onset of labour after 24 hours
45	103000	L29yz00	Other problems affecting labour NOS
46	98003	Z23B400	Contraction of uterus during labour
47	73319	L302.00	Obstructed labour caused by pelvic soft tissues
48	55225	L32z.00	Prolonged labour NOS
49			
50			
51			
52			
53			
54			
55			
56			
57			
58			
59			
60			

1			
2			
3			
4	41036	7M35000	Gas and air analgesia in labour
5	104405	Z256100	Normal length of third stage of labour
6	71720	L350z00	Rupture of uterus before labour NOS
7	60124	Z243411	Rapid progress in first stage of labour
8	71171	L350000	Rupture of uterus before labour unspecified
9	106135	Z244200	Long duration of labour
10	94874	Z244300	Short duration of labour
11	103154	L321z00	Prolonged labour NOS
12	65243	L141000	Other threatened labour unspecified
13	60255	L351z00	Rupture of uterus during and after labour NOS
14	99968	L321000	Unspecified prolonged labour, unspecified
15	3272	7F11z00	Other induction of labour NOS
16	44306	L126600	Eclampsia in labour
17	48708	Z244411	Postmature labour
18	95354	Z255300	Progress of second stage of labour
19	62622	L30z000	Obstructed labour NOS, unspecified
20	108419	L38X.00	Complication of anaesthesia during labour and deliv unsp
21	40702	Z243600	Slow progress in first stage of labour
22	37267	L301400	Obstructed labour due to generally contracted pelvis
23	61611	7F1A400	Trial of labour NEC
24	22261	Z241100	Onset of labour induced
25	65900	Z243300	Progress of labour - first stage
26	32997	6321	1st stage of labour length
27	29071	7L16000	Intravenous induction of labour
28	54596	L140200	False labour at or after 37 completed weeks of gestation
29	42101	L140z00	Threatened premature labour NOS
30	32877	L350.00	Ruptured uterus before labour
31	107198	L292000	Unspecified maternal pyrexia during labour, unspecified
32	97907	L29..00	Other problems affecting labour
33	819	L30..00	Obstructed labour
34	24447	7F25.13	Monitoring during labour
35	73331	Z246900	Duration of second stage of labour
36	21626	63E1.00	Spontaneous onset of labour
37	100563	L302000	Obstructed labour caused by pelvic soft tissues unspecified
38	23548	L301.00	Obstructed labour caused by bony pelvis
39	104746	L302z00	Obstructed labour caused by pelvic soft tissues NOS
40	48602	L32..00	Long labour
41	36655	Z245.00	Observation of blood loss in labour
42	99170	Z243.00	Observation of first stage of labour
43	25112	Z241.00	Labour established
44	56915	Z249.00	Labour problem
45	62656	Z255400	Rapid second stage of labour
46	94396	L30zz00	Obstructed labour NOS
47	29529	L351.00	Rupture of uterus during and after labour
48	102136	L292z00	Unspecified maternal pyrexia during labour NOS
49			
50			
51			
52			
53			
54			
55			
56			
57			
58			
59			
60			

1			
2			
3			
4	40080	7F11y00	Other specified other induction of labour
5	46297	Z246311	Onset of labour pains
6	60333	L301500	Obstructed labour due to pelvic inlet contraction
7	85226	Lyu4000	[X]Other failed induction of labour
8			
9	103056	Z244.00	Observation of pattern of labour
10	64548	L281300	Prem rupture of membranes onset of labour within 24 hours
11	68319	L351300	Rupture of uterus during/after labour with postnatal problem
12	62278	L281400	Premature rupture of membranes, labour delayed by therapy
13			
14	22613	Z248.00	Normal labour
15	90775	Z246.00	Observation of measures of labour
16	70150	Z246100	Duration of labour
17			
18	28928	L140.00	Threatened premature labour
19	93205	Z255F00	Not pushing well in labour
20	99660	L300400	Obstructed labour due to face presentation
21	48274	Q212200	Liveborn with prelabour meconium in liquor
22			
23	59296	L140000	Threatened premature labour unspecified
24	9294	L292.00	Maternal pyrexia during labour, unspecified
25	28830	Z242.00	Labour not established
26			
27	104206	L29z000	Problems affecting labour NOS unspecified
28	28700	7F1..11	Labour operations
29	30001	L313.00	Precipitate labour
30	104716	Z255E11	Pushing well in labour
31			
32	98918	Z247100	Expulsion of IUCD during third stage of labour
33	62600	L29zz00	Problems affecting labour NOS
34	364	7F13111	Lower uterine segment caesarean section (LSCS) NEC
35			
36	13315	14Y0.00	Born by caesarean section
37	13316	14Y6.00	Born by emergency caesarean section
38	29155	7F1A000	Caesarean hysterectomy
39	10049	7F12111	Elective lower uterine segment caesarean section (LSCS)
40	12118	7F13300	Emergency caesarean section
41			
42	72513	7F13200	Extraperitoneal caesarean section
43	15361	14Y2.00	Born by elective caesarean section
44			
45	8192	Q473.00	Other hypothermia of newborn
46	3007	Q316.00	Newborn transitory tachypnoea
47	100616	ZV30100	[V]Singleton, born before admission to hospital
48	93976	Qyu4200	[X]Other bacterial sepsis of newborn
49	56336	Q40A100	Sepsis of newborn due to Escherichia coli
50			
51	66999	Q474111	Newborn environmental hyperthermia
52	15985	ZV32.00	[V]Twin, mate stillborn
53			
54	59878	Q463.00	Transitory ileus of newborn
55	10452	6333	Twins - both live born
56	93999	6339	Triplets - 3 still born
57			
58	99418	Q482.00	Central nervous system dysfunction in newborn NOS
59	41064	Q484.00	Newborn drug reaction and intoxication
60	56888	Q483000	Newborn feeding problem, unspecified

1			
2			
3			
4	13304	Q480.12	Seizures in newborn
5	53052	Q425.00	Late anaemia of newborn due to isoimmunisation
6	98857	ZV31200	[V]Twin, not hospitalised, mate live born
7	38852	Q311300	Aspiration of vomit in newborn
8			
9	104697	G520000	Acute aseptic myocarditis of the newborn
10	55878	Q494.00	Transient myocardial ischaemia of newborn
11	108976	6318	Born in hospital
12	19577	Q417100	Cerebellar (nontraum) and post fossa haemorrhage fet newborn
13	108501	Q484z00	Newborn drug reaction or intoxication NOS
14	88204	ZV30000	[V]Singleton, born in hospital
15	98669	Qyu4100	[X]Sepsis/newborn due to other+unspecified staphylococcus
16	15457	Q482y00	Other newborn abnormal cerebral signs
17	21839	Q480.11	Fits in newborn
18	12085	Q404.11	Umbilical stump infection of the newborn
19	72669	Q452.00	Newborn disseminated intravascular coagulation
20	20083	Q450.00	Haemorrhagic disease of the newborn
21	38877	R024z00	[D]Jaundice (not of newborn) NOS
22	8515	Q31y111	Cyanotic attacks of the newborn
23	110616	6338	Triplets-1 live+ 2 still born
24	57128	6336	Triplets - all live born
25	21468	ZV29100	[V]Newborn receiving special care
26	14813	Q481.00	Newborn cerebral irritability, unspecified
27	17482	Q474211	Thermal injury in newborn NEC
28	47693	Q40W.00	Sepsis of newborn due to other+unspecified streptococci
29	98366	Qyu4800	[X]Sepsis of newborn due to other+unspecified streptococci
30	23015	6334	Twins - 1 still + 1 live born
31	106918	Q44X.00	Trans disorder carbohydrate metab of fet and newborn unsp
32	57783	Q417000	Intracerebral (nontraumatic) haemorrhage of fet and newborn
33	9477	Q483.00	Feeding problems in newborn
34	32703	Q21z.12	Hypoxia in newborn NOS
35	36071	Q21z.11	Anoxia in newborn NOS
36	70538	Q475.00	Oedema of newborn unspecified
37	13300	Q477.00	Newborn breast engorgement
38	56476	Q482z00	Central nervous system dysfunction in newborn NOS
39	34502	6335	Twins - both still born
40	63044	ZV31z00	[V]Twin, mate liveborn, NOS
41	19579	Q448.00	Newborn late metabolic acidosis
42	90510	Q44T.00	Transitory metabolic disturbance of newborn, unspecified
43	64600	Q042.00	Fet newborn affect mat exposure to environml chem subs
44	89262	Q474z00	Newborn temperature regulation disorder NOS
45	73978	Qyu3800	[X]Other apnoea of newborn
46	22031	Q40y200	Septicaemia of newborn
47	45750	Q4z..13	Newborn death
48	105039	44qW000	Newborn blood spot screening
49	98938	Qyu6C00	[X]Transitory metabolic disturbance of newborn, unspecified
50			
51			
52			
53			
54			
55			
56			
57			
58			
59			
60			

1			
2			
3			
4	19585	Q483200	Slow feeding in newborn
5	55895	Q474200	Hyperthermia in newborn, unspecified
6	31476	9114.11	FP58 - newborn registration
7	68065	9114.12	GP58 - newborn registration
8			
9	104239	Q48F.00	Hypoxic ischaemic encephalopathy of newborn
10	69413	ZV33000	[V]Twin, unspecified, born in hospital
11	54589	D400700	Acquired neutropenia in newborn
12	26871	Q318.00	Primary sleep apnoea of newborn
13			
14	105139	Qyu3700	[X]Other and unspecified atelectasis of newborn
15	93859	Qyu8400	[X]Hypothermia of newborn, unspecified
16	20478	ZV27200	[V]Twins, both live born
17			
18	42527	Q42..11	Isoimmunisation of newborn
19	98721	P320011	Newborn glaucoma
20	19947	ZV31.00	[V]Twin, mate live born
21			
22	97799	Qyu3900	[X]Other specified respiratory conditions of newborn
23	3613	Q40A.00	Sepsis of the newborn
24	109480	44qW100	Completion of newborn blood spot screening card
25	40296	Q46X.00	Intestinal obstruction of newborn, unspecified
26			
27	39165	Q483100	Newborn regurgitation of food
28	3615	Q436200	Newborn physiological jaundice NOS
29	72352	Q474300	Transitory fever of newborn
30			
31	40867	Q485100	Withdrawal symptoms from therapeutic use of drugs in newborn
32	61943	Q483400	Rumination in newborn
33			
34	5173	Q421.11	ABO isoimmunisation of the newborn
35	5218	6316	Born before arrival
36	56210	Q311100	Aspiration of liquor or mucus in newborn
37	109128	Qyu5100	[X]Other umbilical haemorrhages of newborn
38	108994	13lf000	Unborn child is cause for safeguarding concern
39			
40	43366	Q207011	Phrenic nerve palsy in newborn
41	52525	Q462.00	Newborn swallowing maternal blood - haematemesis/melaena
42	61729	Q482100	Coma in newborn
43	99425	QyuA400	[X]Disorder of muscle tone of newborn, unspecified
44			
45	47446	Q474000	Newborn dehydration fever
46	44256	9Ea4.00	Unborn child at risk physi/ment abnormal serious handicap
47	61800	Q437z00	Kernicterus of newborn NOS
48			
49	104301	13lv000	Unborn child subject to child protection plan
50	34504	Q485.00	Newborn drug withdrawal syndrome
51	23876	Q487.00	Umbilical polyp of newborn
52	56909	Q411200	Intraventric (nontraumatic) haemorrhage grade 3 fet newborn
53			
54	41053	Q483z11	Bottle feeding problem in the newborn
55	95873	Q446600	Disturbances of potassium balance of newborn
56	52577	Q483500	Underfeeding in newborn
57			
58	28758	ZV29200	[V]Newborn receiving intensive care
59	47227	ZV27300	[V]Twins, one live born and one stillborn
60	38890	ZV27400	[V]Twins, both stillborn

1			
2			
3			
4	44238	ZV31000	[V]Twin, born in hospital, mate live born
5	50017	Q472.00	Newborn cold injury syndrome
6	101103	Q214200	Liveborn with meconium liquor, unspecified
7	109703	41G4.00	Newborn blood spot specimen received
8			
9	98336	Q311113	Aspiration of amniotic fluid in newborn
10	64262	Q311112	Aspiration of liquor in newborn
11	36845	Q311111	Aspiration of mucus in newborn
12	73521	QyuA200	[X]Other disorders of muscle tone of newborn
13	72705	QyuA000	[X]Oth specified disturbances of cerebral status of newborn
14	57674	Q411100	Intraventric (nontraumatic) haemorrhage grade 2 fet newborn
15	65792	Q484000	Grey syndrome of newborn
16			
17	68254	Q474100	Newborn environmental pyrexia
18	19576	Q31y600	Apnoea of newborn
19			
20	97418	Q30..12	Pulmonary hypoperfusion syndrome of newborn
21	108359	ZV30200	[V]Singleton, born outside hospital and not hospitalised
22	101529	ZV32z00	[V]Twin, mate stillborn, NOS
23			
24	86001	ZV32000	[V]Twin, born in hospital, mate stillborn
25	95736	Qyu8000	[X]Other hypothermia of newborn
26			
27	48664	Q444111	Hypocalcaemic tetany in newborn
28	11509	Q483300	Vomiting in newborn
29	99244	Q446500	Disturbances of sodium balance of newborn
30	19578	Q483600	Overfeeding in newborn
31			
32	39691	Q40A000	Sepsis of newborn due to Staphylococcus aureus
33	93597	Q311200	Aspiration of blood in newborn
34	72704	Qyu3000	[X]Other respiratory distress of newborn
35			
36	94759	Q214000	Liveborn with abnormal heart beat, unspecified
37	103401	Q466111	Intestinal obstruction in newborn due to faecoliths
38	104825	Q453.00	Other newborn transient coagulation defect
39			
40	47317	Q483z00	Newborn feeding problem NOS
41	53402	Q483z12	Breast feeding problem in the newborn
42	110294	QyuA100	[X]Other feeding problems of newborn
43	73036	6337	Triples -2 live+ 1 still born
44			
45	59694	Q411000	Intraventric (nontraumatic) haemorrhage grade 1 fet newborn
46	20005	Q480.00	Convulsions in newborn
47	26682	Q404.00	Omphalitis of the newborn
48			
49	37044	Q450.11	Vitamin K deficiency of the newborn
50	25091	Z23AP00	Premature uterine contraction
51	102737	L112300	Premature separation of placenta with coagulation defect
52	53829	L281z00	Premature rupture of membranes NOS
53			
54	424	L281.00	Premature rupture of membranes
55	108033	Lyu3D00	[X]Other premature separation of placenta
56	69713	L281000	Premature rupture of membranes unspecified
57			
58	59452	L264000	Intrauterine death unspecified
59	4697	Q10z.11	Intrauterine growth retardation
60	1413	L264.00	Intrauterine death

1			
2			
3	89588	7E0A600	Intrauterine insemination without superovulation donor sperm
4	37831	L264z00	Intrauterine death NOS
5	111544	7E0A500	Intrauterine insemination without superovulat partner sperm
6	48471	PF6D200	Intrauterine amputation of lower limb
7			
8	91652	7E0A300	Intrauterine insemination superovulation partner sperm
9	88271	7E0A400	Intrauterine insemination superovulation using donor sperm
10			
11	36694	Q21..11	Intrauterine hypoxia
12	9542	L265311	Maternal care for intrauterine growth retardation
13			
14	57522	Q451y11	Neonatal thrombocytopenia due to platelet alloimmunisation
15	44062	A984000	Neonatal gonococcal conjunctivits
16	41151	Q406611	Neonatal viral dacryocystitis or conjunctivitis
17			
18	45852	Q406613	Neonatal conjunctivitis due to virus
19	18439	44qW.00	Neonatal screening test
20	63783	Q407y00	Other specified neonatal candida infection
21	71752	Q457000	Neonatal isoimmune neutropenia
22			
23	30795	Q492.00	Neonatal hypertension
24	109861	Q444100	Other neonatal hypocalcaemia
25	53387	14I6.00	H/O: neonatal abstinence syndrome
26			
27	13297	Q447.00	Neonatal hypoglycaemia
28	110197	Q44y.00	Other transitory neonatal endocrine and metabolic problem
29	95112	Q407511	Neonatal monilial septicaemia
30	31315	Q41..11	Neonatal haemorrhage
31			
32	11629	2FX..00	O/E - Umbilical stump - neonatal
33	99830	Q446y00	Other specified transitory neonatal electrolyte disturbance
34	52572	Q406300	Neonatal dacryocystitis or conjunctivitis due to E.Coli
35			
36	67105	Q446300	Transitory neonatal hyperkalaemia
37	73994	Q406400	Neonatal dacryocystitis/conjunctivitis due to staphylococcus
38	32722	9kJ..00	Neonatal check - enhanced services administration
39	18991	313K.00	Neonatal hearing test
40	100646	67AD.00	Neonatal feeding education
41			
42	37782	F251100	Neonatal myoclonic epilepsy
43	70045	Q45y.00	Other specified transient neonatal blood disorder
44			
45	13302	Q407.12	Neonatal thrush
46	40123	Q407.11	Neonatal monilia
47	72350	Q451y00	Other specified transient neonatal thrombocytopenia
48	97518	Q451z00	Transient neonatal thrombocytopenia NOS
49			
50	48202	Q48A.00	Neonatal cerebral leukomalacia
51	29743	Q407000	Neonatal candidiasis of mouth
52	29715	Q406.00	Neonatal dacryocystitis and conjunctivitis
53			
54	55492	Q447000	Iatrogenic neonatal hypoglycaemia
55	69813	Q407z00	Neonatal candida infection NOS
56	8069	Q433A00	Neonatal jaundice from breast milk inhibitor
57	3211	Q433200	Breast feeding inhibitors causing neonatal jaundice
58	7818	Q31y500	Neonatal snuffles
59			
60	26686	Q485200	Neonatal Abstinence Syndrome

1			
2			
3			
4	17940	F4F5400	Neonatal nasolacrimal duct obstruction
5	64472	Q44V.00	Neonatal goitre, not elsewhere classified
6	32327	Q406712	Neonatal conjunctivitis due to chlamydiae
7	94578	Q457z00	Transient neonatal neutropenia NOS
8	46817	Q446200	Transitory neonatal hyponatraemia
9	93307	Q41y400	Neonatal rectal haemorrhage
10	72370	J004400	Neonatal enamel hypoplasia
11	93210	Q446z00	Transitory neonatal electrolyte disturbance NOS
12	36127	Q406412	Neonatal conjunctivitis due to staphylococcus
13	26678	Q406411	Neonatal dacryocystitis due to staphylococcus
14	21472	Q441.00	Neonatal diabetes mellitus
15	48010	Q443.00	Neonatal thyrotoxicosis
16	39055	9kJ0.00	Neonatal check - enhanced service completed
17	15487	Q407100	Neonatal candidiasis of perineum
18	28292	Q405.00	Neonatal infective mastitis
19	16482	Q407.00	Neonatal candida infection
20	2240	Q4z..12	Neonatal death
21	109658	Qyu5300	[X]Other neonatal gastrointestinal haemorrhage
22	53603	Q48C.00	Neonatal hypotension
23	17496	Q31y511	Neonatal sniffles
24	48638	Q433800	Neonatal jaundice with porphyria
25	28341	Q48y600	Early neonatal death
26	44358	Q44y000	Transitory neonatal tyrosinaemia
27	63759	Q406y00	Other specified neonatal dacryocystitis or conjunctivitis
28	23422	Q406100	Neonatal conjunctivitis
29	51913	Q41y300	Neonatal melaena
30	38485	7L13000	Neonatal exchange blood transfusion
31	35727	Q407200	Neonatal candidiasis of other skin
32	49769	ZV29000	[V]Normal level of neonatal care
33	45303	Q433000	Delayed conjugation causing neonatal jaundice, unspecified
34	55360	Q433z00	Delayed conjugation causing neonatal jaundice NOS
35	30742	F13z500	Benign neonatal sleep myoclonus
36	21164	Q48y411	Neonatal 'craniotabes'
37	56614	Q488.00	Neonatal cerebral ischaemia
38	104194	2L...00	Neonatal examination
39	38163	Q46y100	Neonatal diarrhoea
40	45444	Q457.00	Transient neonatal neutropenia
41	36564	Q48y700	Late neonatal death
42	45012	Q44U.00	Transitory neonatal endocrine disorder, unspecified
43	49516	Q414300	Neonatal vaginal haemorrhage
44	27845	Q446000	Neonatal dehydration
45	93156	Q433y11	Neonatal jaundice - deficiency enzyme for bilirubin conjug.
46	65686	Q444.12	Neonatal hypoparathyroidism
47	72347	Q406800	Neonatal dacryocystitis/conjunctivitis-other inclusion body
48	72494	Q406812	Neonatal conjunctivitis due to other inclusion body
49			
50			
51			
52			
53			
54			
55			
56			
57			
58			
59			
60			

1		
2		
3		
4	43576	Q406811 Neonatal dacryocystitis due to other inclusion body
5	27962	Q311400 Neonatal aspiration of milk and regurgitated food
6	24792	Q31y611 Neonatal apnoeic attack
7	106500	Q44A.00 Neonatal hypoparathyroidism
8		
9	27793	Q406700 Neonatal dacryocystitis or conjunctivitis due to chlamydiae
10	35507	Q433.00 Other neonatal jaundice - delayed conjugation other cause
11	58833	Q433700 Neonatal jaundice with congenital hypothyroidism
12	47909	Q449.00 Neonatal tetany without calcium or magnesium deficiency
13		
14	71056	Q433y00 Delayed conjugation causing neonatal jaundice OS
15	37776	Q446100 Transitory neonatal hypernatraemia
16	91557	Q406z00 Neonatal dacryocystitis or conjunctivitis NOS
17		
18	23566	Q490.00 Neonatal cardiac failure
19	35477	Qyu5A00 [X]Neonatal jaundice from other+unspcf hepatocellular damage
20	28361	Q436100 Transient neonatal hyperbilirubinaemia
21	48869	Qyu5900 [X]Neonatal jaundice due/other specifd excessive haemolysis
22		
23	64999	Q406200 Neonatal dacryocystitis
24	55634	Q442.00 Neonatal myasthenia gravis
25	18578	Q47y200 Neonatal skin infection
26		
27	20894	Q444.00 Neonatal hypocalcaemia
28	37953	Q444z00 Neonatal hypocalcaemia NOS
29	55689	Q407500 Neonatal candida septicaemia
30		
31	104225	Q434100 Giant cell hepatitis causing neonatal jaundice
32	39574	Q406512 Neonatal conjunctivitis due to other bacteria
33	37045	Q406511 Neonatal dacryocystitis due to other bacteria
34	68264	Q406600 Neonatal dacryocystitis or conjunctivitis due to virus
35		
36	54971	Q446.00 Other transitory neonatal electrolyte disturbance
37	66985	Q433600 Neonatal jaundice with Gilbert's syndrome
38	39164	Q430000 Neonatal jaundice + glucose-6-phosphate dehydrogenase defic.
39	99435	N000500 Neonatal lupus erythematosus
40		
41	6097	Q40y100 Neonatal urinary tract infection
42	40869	Qyu5B00 [X]Neonatal jaundice from other specified causes
43	57203	Q445.00 Neonatal hypomagnesaemia
44		
45	106854	Q451100 Trans neonatal thrombocyto due to idopath matern thrombocyto
46	54169	Q491.00 Neonatal cardiac dysrhythmia
47	105058	Qyu3300 [X]Other neonatal aspiration syndromes
48	109912	Qyu6200 [X]Other neonatal hypocalcaemia
49		
50	49462	Q41y200 Neonatal haematemesis
51	110458	Q32..00 Neonatal respiratory distress syndrome
52	13301	Q478.00 Neonatal erythema toxicum
53		
54	94612	Q433500 Neonatal jaundice with Dubin-Johnson syndrome
55	7475	ZV29212 [V]Neonatal care on NNU
56	47540	ZV29211 [V]Neonatal care on ITU
57		
58	68708	Q406311 Neonatal dacryocystitis due to E.Coli
59	89700	Q406312 Neonatal conjunctivitis due to E.coli
60	71441	Q451.00 Transient neonatal thrombocytopenia

1			
2			
3			
4	63790	Q46y000	Neonatal peritonitis NOS
5	72975	Qyu6000	[X]Other neonatal hypoglycaemia
6	96590	67AD.11	Neonatal feeding advice
7	90526	Q444011	Neonatal cows' milk hypocalcaemia
8	71986	Q446400	Transitory neonatal hypokalaemia
9	71532	Q406500	Neonatal dacryocystitis/conjunctivitis due to other bacteria
10	6883	Q317000	Perinatal bronchopulmonary dysplasia
11	94812	Qyu3A00	[X]Oth cardiovascular disorders originating/perinatal period
12	54248	Q415.00	Perinatal adrenal haemorrhage
13	21461	Q4...00	Other perinatal conditions
14	45002	Q412.00	Perinatal subarachnoid haemorrhage
15	87844	7F2A000	Obstetric umbilical artery Doppler
16	41899	L240000	Congenital abnormality of uterus affecting obstetric care
17	25731	Z27..00	Obstetric investigative observation
18	101334	8HQ2000	Referral for obstetric ultrasound scan
19	32913	Z28..00	Obstetric pelvic observation
20	34677	7F23000	Immed repair obstetric laceration of uterus or cervix uteri
21	58517	L244012	Rectocele affecting obstetric care
22	29087	7F25z00	Obstetric monitoring NOS
23	35601	7F23z00	Immediate repair of obstetric laceration NOS
24	13700	ZL5D100	Referral to obstetrician
25	13317	Z7...00	Obstetric examination
26	110628	L43y.11	Fat embolism - obstetric
27	34046	7F2..00	Other obstetric operations
28	60507	L35z000	Obstetric trauma NOS, unspecified
29	56727	5392	Obstetric X-ray - placenta
30	59623	L35..00	Other obstetric trauma
31	52679	L417.00	Obstetric cerebral venous thrombosis
32	13039	L383.00	Obstetric toxic reaction to local anaesthesia
33	20907	L244011	Cystocele affecting obstetric care
34	72298	L355.00	Other obstetric pelvic organ damage
35	102027	L35yz00	Other obstetric trauma NOS
36	34210	L240011	Bicornuate uterus affecting obstetric care
37	85951	7F28z00	Other non routine obstetric scan NOS
38	34086	7Fz..00	Obstetric operations NOS
39	67257	L35y.00	Other obstetric trauma OS
40	39036	7F...00	Obstetric operations
41	11268	7F23.12	Immediate suture of obstetric laceration
42	59059	L433.12	Septic obstetric embolism
43	14970	7F23100	Immed repair obstetric laceration perineum & anal sphincter
44	68557	L353000	Obstetric laceration of cervix unspecified
45	73797	L353z00	Obstetric laceration of cervix NOS
46	101752	L391000	Obstetric shock unspecified
47	85244	7F2B.00	Obstetric ultrasound monitoring
48	95698	7F28y00	Other specified other non routine obstetric scan
49			
50			
51			
52			
53			
54			
55			
56			
57			
58			
59			
60			

1			
2			
3			
4	54473	L244000	Other uterine/pelvic floor abnormal affecting obstetric care
5	85245	7F26z00	Routine obstetric scan NOS
6	55573	8HJ7.00	Obstetric self-referral
7	88229	7F2A.00	Obstetric Doppler studies
8	78449	7F28.00	Other non routine obstetric scan
9	68966	Lyu7.00	[X]Other obstetric conditions, not elsewhere classified
10	105817	9381	Obstetric coop card issued
11	93136	L241000	Tumour of uterine body affecting obstetric care
12	86011	7F26.00	Routine obstetric scan
13	35558	584..12	U-S scan - obstetric, diagn.
14	55750	L353.00	Obstetric laceration of cervix
15	65231	9384	Obstetric coop card updated
16	106154	7F2Ay00	Other specified obstetric Doppler studies
17	109880	7F2Az11	Obstetric doppler ultrasound NOS
18	48200	8HMN.00	Listed for Obstetric admission
19	51929	L354.11	High vaginal laceration - obstetric
20	34843	L352.11	Inversion of uterus - obstetric
21	44286	ZL1C200	Under care of obstetrician
22	4797	5842	U-S obstetric scan normal
23	49661	7Fy..00	Other specified obstetric operations
24	47156	L357.00	Obstetric trauma causing pelvic haematoma
25	26698	27Z..00	Obstetric examination NOS
26	104979	L354z00	Obstetric high vaginal laceration NOS
27	94444	L352z00	Obstetric inversion of uterus NOS
28	2382	584Z.00	U-S obstetric diagn. scan NOS
29	71742	L354000	Obstetric high vaginal laceration unspecified
30	20826	L241011	Uterine fibroid affecting obstetric care
31	13318	271..11	O/E - fundus size - obstetric
32	94059	7F2Az00	Obstetric Doppler studies NOS
33	28730	L355.11	Bladder injury - obstetric
34	27916	L353.12	Tear of cervix - obstetric
35	86021	7F24.00	Other obstetric operations
36	22929	8H3C.00	Non-urgent obstetric admission
37	105146	7F2Ay11	Other specified obstetric doppler ultrasound
38	69458	L354.00	Obstetric high vaginal laceration
39	33352	L352.00	Obstetric inversion of uterus
40	23800	7F23.11	Immediate repair of obstetric tear
41	29685	5843	U-S obstetric scan abnormal
42	70607	7F23300	Immediate repair of minor obstetric laceration
43	24655	8H27.00	Admit obstetric emergency
44	106067	L246000	Other cervical abnormality affecting obstetric care
45	53094	7F25y00	Other specified obstetric monitoring
46	98057	L248000	Vulval abnormality affecting obstetric care
47	36959	L391.00	Obstetric shock
48	17911	L416.11	Piles - obstetric
49			
50			
51			
52			
53			
54			
55			
56			
57			
58			
59			
60			

1			
2			
3	19800	584..00	Ultrasound in obstetric diagn.
4	62012	7F2z.00	Other obstetric operations NOS
5	60870	938Z.00	Obstetric coop card NOS
6	20591	539..00	Abdominal obstetric X-ray
7	23169	539Z.00	Abdominal obstetric X-ray NOS
8	98639	L43zz00	Obstetric pulmonary embolism NOS
9	101944	L43z000	Obstetric pulmonary embolism NOS, unspecified
10	34533	8HV6.00	Private referral to obstetrician
11	35197	8HLN.00	Obstetric D.V. done
12	104205	7F2A100	Obstetric uterine artery Doppler
13	102802	7F2By00	Other specified obstetric ultrasound monitoring
14	12625	7F25.00	Obstetric monitoring
15	57891	7F23.00	Immediate repair of obstetric laceration
16	54582	L35zz00	Obstetric trauma NOS
17	13965	584..13	Ultra-sound scan - obstetric
18	96343	7F26y00	Other specified routine obstetric scan
19	100451	7F24100	Obstetric uterine tamponade
20	27019	5841	U-S obstetric scan requested
21	87848	7F2Bz00	Obstetric ultrasound monitoring NOS
22	91278	L357000	Obstetric pelvic haematoma unspecified
23	36340	938..00	Obstetric coop card
24	19327	L411.11	Perineal obstetric varicose veins
25	20496	L411.12	Vulval obstetric varicose veins
26	27650	L384.00	Obstetric spinal and epidural anaesthesia-induced headache
27	107037	Lyu4C00	[X]Other specified obstetric trauma
28	43628	L247011	Septate vagina affecting obstetric care
29	11988	8H57.00	Obstetric referral
30	11204	271..12	O/E - uterus size - obstetric
31	48311	Z261.00	Observation of gestational sac
32	43004	Q13..00	Light for gestational age
33	22385	Z22C300	Length of gestation
34	91915	7M0f400	From 9 weeks to <14 weeks gestational age
35	50704	Q113.00	Light for gestational age
36	69250	L169000	Herpes gestationis unspecified
37	59681	L41z511	Gestational phlebitis NOS
38	34265	L16C000	Gestational proteinuria
39	60330	L19..00	Complications specific to multiple gestation
40	34505	62X3.00	Full term gestation - 40 weeks
41	90884	7M0f200	9 - 13 weeks gestational age
42	29565	L161.13	Gestational oedema
43	102435	8CE0000	Gestational diabetes information leaflet given
44	34484	62X1.00	Gestation = 24 weeks
45	49663	Z261100	Gestational sac present
46	7515	L169.00	Herpes gestationis
47	37201	L16C100	Gestational oedema with proteinuria
48			
49			
50			
51			
52			
53			
54			
55			
56			
57			
58			
59			
60			

50081	L41z512	Gestational phlebopathy NOS
58971	L41z513	Gestational thrombosis NOS
16975	L21..11	Gestation - multiple
97682	7M0fy00	Other specified gestational age
95702	7M0f300	Under 9 weeks gestational age
108013	ZC2CB00	Dietary advice for gestational diabetes
26556	62X2.00	Gestation >24 weeks
26555	62X0.00	Gestation <24 weeks
111075	Qyu1200	[X]Other 'heavy for gestational age' infants
86327	7M0f000	Over 20 weeks gestational age
91101	7M0fz00	Gestational age NOS
103954	62X5.00	Length of gestation at time of test
2664	L180900	Gestational diabetes mellitus
95703	7M0f100	14 - 20 weeks gestational age
8446	L180811	Gestational diabetes mellitus
40703	L169z00	Herpes gestationis NOS
43805	Z22C312	Duration of gestation
18810	62X..00	Length of gestation
103090	Lyu3000	[X]Other multiple gestation
55352	7M0f.00	Gestational age
21526	L123500	Gestational hypertension

colour	condition	time frame
green	pregnancy	7/12 mths
blue	birth	<21 days postpartum
yellow	abortion/ miscarriage	<5 days

Appendix 4: Additional CPRD browser pregnancy medcodes

Medcode	Readcode	Readterm
6298	ZV28.00	[V]Antenatal screening
94405	L413100	Antenatal deep vein thrombosis - delivered
99188	L173.00	Maternal tuberculosis in pregnancy/childbirth/puerperium
63781	L410z00	Varicose veins of legs in pregnancy and puerperium NOS
45870	Ly...00	Complications of pregnancy,childbirth or the puerperium OS
52106	L412z00	Superficial thrombophlebitis in pregnancy and puerperium NOS
86991	L172000	Other maternal venereal disease, unspec pregnancy/puerperium
4243	L466.00	Galactorrhoea in pregnancy and the puerperium
70092	L460.00	Retracted nipple in pregnancy, the puerperium or lactation

1		
2		
3		
4		
5		
6		
7		
8		
9		
10		
11		
12		
13		
14		
15		
16		
17		
18		
19		
20		
21		
22		
23		
24		
25		
26		
27		
28		
29		
30		
31		
32		
33		
34		
35		
36		
37		
38		
39		
40		
41		
42		
43		
44		
45		
46		
47		
48		
49		
50		
51		
52		
53		
54		
55		
56		
57		
58		
59		
60		
	16995	L462.00 Breast engorgement in pregnancy, the puerperium or lactation
	59573	L176500 Viral hepatitis comp pregnancy, childbirth & the puerperium
	88361	L248.11 Persistent hymen in pregnancy, childbirth and the puerperium
	31610	L248.13 Vulval abnormality in pregnancy/childbirth/puerperium
	92998	Lyu1.00 [X]Oedema,proteinuria+hypertens in pregnancy,childbrth,puerp
	20597	12G4.00 FH: Multiple pregnancy
	28446	Lz...00 Complications of pregnancy,childbirth and the puerperium NOS
	63835	L247z11 Septate vagina in pregnancy/childbirth/puerperium NOS
	109550	L416400 Haemorrhoids in pregnancy and puerperium with p/n comp
	59276	L032.00 Ovarian pregnancy
	65579	L415.00 Other phlebitis and thrombosis in pregnancy and puerperium
	93143	L121.00 Renal hypertension in pregnancy/childbirth/puerperium
	60154	L24..00 Pelvic soft tissue abnormality in pregnancy/childbirth/puerp
	71717	L121100 Renal hypertension in pregnancy/childbirth/puerp - delivered
	24006	L466100 Galactorrhoea in pregnancy and the puerperium - delivered
	44069	L18..00 Other medical condition in pregnancy/childbirth/puerperium
	47918	L090300 Salpingitis following abortive pregnancy
	11152	L...00 Complications of pregnancy, childbirth and the puerperium
	63644	L181z00 Thyroid dysfunction in pregnancy/childbirth/puerperium NOS
	96004	L183z00 Drug dependence during pregnancy/childbirth/puerperium NOS
	1771	L182.00 Anaemia during pregnancy, childbirth and the puerperium
	46744	L41..00 Venous complications of pregnancy and the puerperium
	90329	L416z00 Haemorrhoids in pregnancy and the puerperium NOS
	41050	Z2...00 Pregnancy, childbirth and puerperium observations
	39550	L244z11 Cystocele in pregnancy, childbirth or the puerperium NOS
	64147	L244z12 Rectocele in pregnancy, childbirth or the puerperium NOS
	15297	L461400 Cracked nipple in pregnancy/puerperium/lactation + p/n comp
	73717	L463300 Other breast disorder in pregnancy/puerperium/lact +a/n comp
	98264	L165200 Asymptomatic bacteriuria in pregnancy - del with p/n comp
	53310	L1z..00 Complications of pregnancy/childbirth/puerperium NOS
	103144	L416300 Haemorrhoids in pregnancy and puerperium with a/n comp
	46756	L184.00 Mental disorders in pregnancy, childbirth and the puerperium
	26023	L411300 VV's of perineum/vulva in pregnancy/puerperium + a/n comp
	58140	L173000 Maternal tuberculosis,unspec whether in pregnancy/puerperium
	73089	L460000 Retracted nipple in pregnancy/puerperium/lactation unspec
	67006	L096400 Pulmonary embolism following abortive pregnancy
	65085	L092000 Bladder damage following abortive pregnancy
	23840	L090z00 Septicaemia NOS following abortive pregnancy
	51359	L090200 Pelvic peritonitis following abortive pregnancy
	106097	L09y.00 Other specified complication following abortive pregnancy
	12604	L120.00 Benign essential hypertension in pregnancy/childbirth/puerp

1			
2			
3			
4	103683	8Hki.00	Referral to teenage pregnancy and parenting support service
5	42091	L411z00	Varicose veins of perineum/vulva in pregnancy/puerperium NOS
6	96437	L170000	Maternal syphilis, unspec whether in pregnancy or puerperium
7	20850	L244.11	Cystocele in pregnancy, childbirth and the puerperium
8	35903	L244.12	Pendulous abdomen in pregnancy,childbirth and the puerperium
9	39492	L244.13	Rectocele in pregnancy, childbirth and the puerperium
10	71943	L411000	VV's of perineum/vulva in pregnancy/puerperium unspecified
11	93583	L096.00	Embolism following abortive pregnancy
12	34182	1547	H/O: medical termination of pregnancy
13	70422	L093400	Uraemia following abortive pregnancy
14	103222	L248z11	Persistent hymen in pregnancy/childbirth/puerperium NOS
15	97296	L461200	Cracked nipple in pregnancy/puerp/lact - deliv + p/n comp
16	5541	1544	H/O: ectopic pregnancy
17	58982	L186.00	Other cardiovascular diseases in pregnancy/childbirth/puerp
18	62886	L461z00	Cracked nipple in pregnancy, the puerperium or lactation NOS
19	41473	L183.00	Drug dependence in pregnancy, childbirth and the puerperium
20	48552	L010.11	Anembryonic pregnancy
21	33634	L182z00	Anaemia during pregnancy/childbirth/puerperium NOS
22	64384	L180z00	Diabetes mellitus in pregnancy/childbirth/puerperium NOS
23	25759	L411.00	VV's of perineum/vulva in pregnancy/puerperium
24	38556	67A7.00	Pregnancy dental advice
25	41718	L1y..00	Complications of pregnancy/childbirth/puerperium OS
26	53056	L246.11	Polyp of cervix in pregnancy, childbirth and the puerperium
27	73557	L188z00	Abnormal GTT in pregnancy/childbirth/puerperium NOS
28	69012	L466300	Galactorrhoea in pregnancy/puerperium with a/n complication
29	57131	L462100	Breast engorgement in pregnancy/puerperium/lactation - deliv
30	64260	L18D.00	Dis nervous syst complic pregnancy,childbirth and puerperium
31	59493	L090400	Salpingo-oophoritis following abortive pregnancy
32	104656	Ly2..00	Sequelae of complication pregnancy childbirth and puerperium
33	16046	L410.00	Varicose veins of legs in pregnancy and the puerperium
34	72215	L241z00	Uterine body tumour in pregnancy/childbirth/puerperium NOS
35	13245	12G2.00	FH: Diabetes in pregnancy
36	106736	9mK1.00	Pertussis vaccination in pregnancy invitation second letter
37	66537	L170100	Maternal syphilis during pregnancy - baby delivered
38	92415	L095.00	Shock following abortive pregnancy
39	35273	L097.00	Readmission for abortive pregnancy (NHS codes)
40	20152	L090y00	Sepsis NOS following abortion/ectopic/molar pregnancy
41	50009	L461100	Cracked nipple in pregnancy/puerperium/lactation - delivered
42	71162	L16y100	Other pregnancy complication - delivered
43	102635	8Cg..00	Pregnancy termination care
44	104806	L463100	Other breast disorder in pregnancy/puerperium/lact - deliv
45			
46			
47			
48			
49			
50			
51			
52			
53			
54			
55			
56			
57			
58			
59			
60			

1			
2			
3			
4			
5			
6			
7			
8			
9			
10			
11			
12			
13			
14			
15			
16			
17			
18			
19			
20			
21			
22			
23			
24			
25			
26			
27			
28			
29			
30			
31			
32			
33			
34			
35			
36			
37			
38			
39			
40			
41			
42			
43			
44			
45			
46			
47			
48			
49			
50			
51			
52			
53			
54			
55			
56			
57			
58			
59			
60			
	63319	L096.11	Embolus following abortive pregnancy
	94527	L16y400	Other pregnancy complication with postnatal complication
	9170	L12..00	Hypertension complicating pregnancy/childbirth/puerperium
	73432	L18z100	Medical condition NOS during pregnancy - baby delivered
	104466	L179.00	HIV disease complicating pregnancy childbirth puerperium
	47197	L410400	Varicose veins of legs in pregnancy/puerperium + p/n comp
	54761	L170.00	Maternal syphilis in pregnancy/childbirth/puerperium
	63773	L416100	Haemorrhoids in pregnancy and the puerperium - delivered
	101499	L246z12	Stenosis of cervix in pregnancy/childbirth/puerperium NOS
	33255	L246z11	Polyp of cervix in pregnancy/childbirth/puerperium NOS
	56542	L240z11	Bicornuate uterus in pregnancy, childbirth or puerperium NOS
	41016	L247.11	Septate vagina in pregnancy, childbirth and the puerperium
	40262	L247.13	Vaginal abnormality in pregnancy/childbirth/puerperium
	6478	L188.00	Abnormal glucose tolerance test in pregnancy/childb/puerp
	59910	L17z.00	Maternal infect/parasitic dis NOS in pregnancy/childb/puerp
	62052	L092500	Uterus damage following abortive pregnancy
	97836	L242100	Uterine operation scar in pregnancy/childbirth/puerp - deliv
	99889	L16A200	Glycosuria during pregnancy - delivered with p/n comp
	98981	L166400	Genitourinary tract infection in pregnancy with p/n comp
	59601	L462200	Breast engorgement in pregnancy/puerp/lact - del + p/n comp
	16017	L166100	Genitourinary tract infection in pregnancy - delivered
	10205	ZG9..00	Advice relating to pregnancy and fertility
	105500	L41yz00	Other venous complication of pregnancy and puerperium NOS
	41283	L187.00	Orthopaedic disorders in pregnancy/childbirth/puerperium
	63379	L183100	Drug dependence during pregnancy - baby delivered
	38871	L246.00	Other cervical abnormality in pregnancy/childbirth/puerp
	47686	L181.00	Thyroid dysfunction in pregnancy/childbirth/puerperium
	23691	L172.00	Other venereal diseases in pregnancy/childbirth/puerperium
	107197	L170z00	Maternal syphilis in pregnancy/childbirth/puerperium NOS
	68215	L188100	Abnormal GTT during pregnancy - baby delivered
	40723	L12z.00	Unspecified hypertension in pregnancy/childbirth/puerperium
	104542	67AH.00	Education about toxoplasmosis precautions during pregnancy
	97741	L461000	Cracked nipple in pregnancy/puerperium/lactation unspecified
	67035	L123200	Transient hypertension of pregnancy - deliv with p/n comp
	64125	L09yz00	Other specified complication NOS follow abortive pregnancy
	57640	L242z00	Uterine operation scar in pregnancy/childbirth/puerp NOS
	2924	7E06600	Hysterotomy and termination of pregnancy
	27952	ZV13900	[V]PH comp of pregnancy, childbirth and the puerperium
	53141	L241.00	Tumour of uterine body in pregnancy/childbirth/puerperium
	35928	L463000	Other breast disorder in pregnancy/puerperium/lact unspec
	40121	12G1.00	FH: Raised B.P. in pregnancy

1			
2			
3			
4	11359	L180.00	Diabetes mellitus during pregnancy/childbirth/puerperium
5	33708	L182100	Anaemia during pregnancy - baby delivered
6	58686	L462000	Breast engorgement in pregnancy/puerperium/lactation unspec
7	6560	L416.00	Haemorrhoids in pregnancy and the puerperium
8	98133	9Ea0.00	Risk life pregnant woman greater than if pregnancy terminatd
9	32950	L03y100	Cornual pregnancy
10	105006	Q48G.00	Complication termination pregnancy affecting fetus newborn
11	107708	L415100	Other phlebitis/thrombosis in pregnancy/puerperium - deliv
12	28225	L240.11	Bicornuate uterus in pregnancy, childbirth and puerperium
13	49789	L240.12	Double uterus in pregnancy, childbirth and the puerperium
14	56217	L416000	Haemorrhoids in pregnancy and the puerperium unspecified
15	99154	L410000	Varicose veins of legs in pregnancy/puerperium unspecified
16	96724	L162100	Unspecified renal disease in pregnancy - delivered
17	101260	L10z100	Early pregnancy haemorrhage NOS - delivered
18	35859	67A5.00	Pregnancy alcohol advice
19	42598	L175.00	Maternal rubella in pregnancy, childbirth and the puerperium
20	72437	L248z00	Vulval abnormality in pregnancy/childbirth/puerperium NOS
21	101272	L462300	Breast engorgement in pregnancy/puerperium/lact + a/n comp
22	92362	L240z00	Congenital abnormality uterus in pregnancy/childb/puerp NOS
23	63362	L091100	Defibrination syndrome following abortive pregnancy
24	73311	L41z.00	Venous complications of pregnancy and puerperium NOS
25	34639	L180100	Diabetes mellitus during pregnancy - baby delivered
26	43754	L18z.00	Medical condition NOS in pregnancy/childbirth/puerperium
27	30948	L150100	Post-term pregnancy - delivered
28	73647	L188000	Abnormal GTT - unspec whether during pregnancy/puerperium
29	54681	L189.00	Dis resp syst comp pregnancy, childbirth & puerperium
30	99365	L460z00	Retracted nipple in pregnancy/puerperium/lactation NOS
31	64649	L175100	Maternal rubella during pregnancy - baby delivered
32	28611	L461.00	Cracked nipple in pregnancy, the puerperium or lactation
33	61144	L463.00	Other breast disorder in pregnancy/puerperium/lactation
34	50571	L090100	Parametritis following abortive pregnancy
35	70342	L123400	Transient hypertension of pregnancy + postnatal complication
36	99422	L187000	Orthopaedic disorder - unsp whether in pregnancy/puerperium
37	32007	L090.00	Genital or pelvic infection following abortive pregnancy
38	45242	L241.11	Uterine fibroids in pregnancy, childbirth and the puerperium
39	7270	12G4.11	FH: Twin pregnancy
40	38440	L462z00	Breast engorgement in pregnancy/puerperium/lactation NOS
41	89557	L092300	Cervix damage following abortive pregnancy
42	41961	L171.00	Maternal gonorrhoea during pregnancy/childbirth/puerperium
43	50908	L242.00	Uterine scar from previous surgery in pregnancy/childb/puerp
44	16752	ZV72900	[V]Pregnancy examination and test
45			
46			
47			
48			
49			
50			
51			
52			
53			
54			
55			
56			
57			
58			
59			
60			

14765	L462400	Breast engorgement in pregnancy/puerperium/lact + p/n comp
15633	L182000	Anaemia - unspecified whether in pregnancy or the puerperium
73757	L247z00	Vaginal abnormality in pregnancy/childbirth/puerperium NOS
99389	L460300	Retracted nipple in pregnancy/puerperium/lact with a/n comp
24303	9Ea..00	Reason for termination of pregnancy
55757	L16y200	Other pregnancy complication - delivered with postnatal comp
67635	L180000	Diabetes mellitus - unspec whether in pregnancy/puerperium
51639	L241z11	Uterine fibroid in pregnancy/childbirth/puerperium NOS
40978	Z22A700	Surrogate pregnancy
18944	7E07011	Dilation cervix uteri & curettage for termination pregnancy
54107	L10z000	Early pregnancy haemorrhage NOS unspecified
103610	9NkN.00	Seen in early pregnancy unit
70476	L132100	Late pregnancy vomiting - delivered
23456	L412.00	Superficial thrombophlebitis in pregnancy and the puerperium
67377	L463z00	Other breast disorder in pregnancy/puerperium/lactation NOS
94736	L096600	Septic embolism following abortive pregnancy
94353	L175000	Maternal rubella, unspecified whether pregnancy/puerperium
64127	L121000	Renal hypertension in pregnancy/childbirth/puerp unspecified
99594	L415000	Other phlebitis/thrombosis in pregnancy/puerperium unsp
50093	L093000	Oliguria following abortive pregnancy
28312	L466z00	Galactorrhoea in pregnancy and the puerperium NOS
72944	L176.00	Other maternal viral dis. in pregnancy/childbirth/puerperium
49390	L174.00	Maternal malaria in pregnancy, childbirth and the puerperium
97629	L246z00	Other cervical abnormality in pregnancy/childbirth/puerp NOS
57419	L167100	Liver disorder in pregnancy - delivered
73927	L175z00	Maternal rubella in pregnancy/childbirth/puerperium NOS
54089	L466000	Galactorrhoea in pregnancy and the puerperium unspecified
94718	L121z00	Renal hypertension in pregnancy/childbirth/puerperium NOS
105918	L09y400	Urinary tract infection following abortive pregnancy
30326	L090000	Endometritis following abortive pregnancy
38022	Z22CF00	Date symptom of pregnancy first noted
69703	L185100	Congenital cardiovasc dis in pregnancy - baby delivered
69911	L18zz00	Medical condition NOS in pregnancy/childb/puerp NOS
35680	Q423.00	Hydrops fetalis due to isoimmunisation
59296	L140000	Threatened premature labour unspecified