




# BMJ Open Management of social isolation and loneliness in community-dwelling older adults: protocol for a network meta-analysis of randomised controlled trials

Ahreum Lee <sup>1,2</sup>, Caitlin McArthur<sup>2,3</sup>, Areti Angeliki Veroniki <sup>4,5,6</sup>,  
Monika Kastner<sup>7,8,9</sup>, George Ioannidis<sup>2,3</sup>, Lauren E Griffith <sup>1</sup>, Lehana Thabane,<sup>1,10</sup>  
Jonathan D Adachi,<sup>3</sup> Alexandra Papaioannou<sup>1,2,3</sup>

**To cite:** Lee A, McArthur C, Veroniki AA, *et al.* Management of social isolation and loneliness in community-dwelling older adults: protocol for a network meta-analysis of randomised controlled trials. *BMJ Open* 2021;**11**:e042828. doi:10.1136/bmjopen-2020-042828

► Prepublication history and additional supplemental material for this paper are available online. To view these files, please visit the journal online (<http://dx.doi.org/10.1136/bmjopen-2020-042828>).

Received 16 July 2020  
Accepted 07 May 2021



© Author(s) (or their employer(s)) 2021. Re-use permitted under CC BY-NC. No commercial re-use. See rights and permissions. Published by BMJ.

For numbered affiliations see end of article.

## Correspondence to

Dr Alexandra Papaioannou; [papaioannou@hhsc.ca](mailto:papaioannou@hhsc.ca)

## ABSTRACT

**Introduction** Social isolation and loneliness in older adults are significant public health issues. Various interventions such as exercise programmes or social activities are used in the management of social isolation and loneliness in older adults. Network meta-analysis (NMA) provides effect estimates for all comparisons by considering the relative efficacy of multiple intervention alternatives. Therefore, this study will determine the comparative efficacy of intervention to alleviate social isolation and loneliness of older adults in community dwelling by comparing direct and indirect interventions through systematic review and NMA.

**Methods and analysis** We will include all relevant randomised controlled trials for interventions of social isolation and loneliness in older adults written in English without any limitation of publication date through electronic databases: MEDLINE via OVID, EMBASE, Cochrane Central Registry of Controlled Trials (CENTRAL), PsycINFO and CINAHL. Independent teams of reviewers will screen trial eligibility, collect data, identify duplication and assess risk of bias, by using the Cochrane revised risk of bias tool. The interventions for the management of social isolation and loneliness will be included. The primary outcome is social isolation. The secondary outcomes are loneliness and health-related quality of life. We will conduct an NMA through a Bayesian hierarchical model, by testing assumption (ie, transitivity) for NMA. We will also estimate the ranking probabilities for all interventions at each possible rank for each intervention. For estimation of each intervention efficacy, we will assess the certainty and credibility using the Grading of Recommendations Assessment, Development and Evaluation approach.

**Ethics and dissemination** Ethics approval will not be obtained for this systematic review as it will be conducted with published papers. The review results will be presented at a field-specific conference and published in a relevant peer-reviewed journal.

**PROSPERO registration number** CRD42020155789.

## INTRODUCTION

Social isolation is an objective and quantitative reflection of reduced social network size and limited social contact. This phenomenon

## Strengths and limitations of this study

- This study will be the first systematic review and network meta-analysis (NMA) about social isolation and loneliness for community-dwelling older adults.
- With the growing ageing population systematic review strategies are needed inform which interventions are most effective for alleviating social isolation and loneliness at both an individual and community level.
- This study will provide a rank order list, by their relative efficacy, of interventions for social isolation and loneliness through the intervention sequence.
- It might be difficult to interpret the effects when pooling estimates from trials using different tools to measure social isolation and loneliness combined with high heterogeneity.
- Given that single or combined (ie, consisting of several possibly interacting components) interventions are different nodes in the network, an issue of multi-component interventions in NMA may be a methodological challenge.

is especially important to examine for older adults, when there are often decreased economic resources, increased mobility impairment and the death of contemporaries.<sup>1</sup> Loneliness is a psychological embodiment of social isolation that demonstrates limited frequency and intimacy of social contacts and discrepancies between relationships and desired relationships.<sup>2</sup> With loneliness, social loneliness means a lack of feelings of social integration, and emotional loneliness is the feeling one feels when one does not have an attachment figure.<sup>3</sup> According to the 2016 Statistics Canada report, approximately 0.75 million older adults aged 60 years or older experienced social isolation and loneliness.<sup>4</sup> A recent national survey reported that 40% of older adults reported being lonely<sup>5</sup> and 24% reported being socially isolated.<sup>6</sup>



In particular, older adults are more vulnerable because their meaningful social contacts are eventually replaced by family and close friends after retirement from work.<sup>7</sup>

Social isolation and loneliness in older adults are significant public health issues. Both social isolation and loneliness are associated with increased risk of cardiovascular disease,<sup>8</sup> hypertension,<sup>9–12</sup> inflammatory responses to stress,<sup>13–16</sup> decreased quality of life, physical and mental health<sup>1 17</sup> and mortality.<sup>18–23</sup> As age increases, approximately one half and one-third of older adults experience social isolation<sup>24</sup> and loneliness,<sup>25 26</sup> respectively. Previous studies examining the efficacy of physical activity interventions on social isolation and loneliness demonstrate inconsistent effects.<sup>27</sup> Physical activity interventions improve social functioning, whereas they have no efficacy on loneliness, social support and social networks.<sup>28</sup> Since clinical trials and previous traditional meta-analyses assessed the relative efficacy of two interventions at a time,<sup>29</sup> the relative efficacy of different interventions have not been explored.

Regarding the effect of other interventions, one systematic review showed that two interventions (ie, group tai chi and facilitated group discussion) alleviated loneliness but did not improve quality of life. On the other hands, a physical/leisure activity improved quality of life but not social support.<sup>27</sup> Another systematic review suggested that educational interventions for social networks maintenance and enhancement for alleviating loneliness.<sup>30</sup> Additionally, two systematic reviews<sup>31 32</sup> showed that social activity or support interventions in group format reduce social isolation and loneliness. In contrast to the findings from two reviews, one integrative study<sup>33</sup> found that solitary or one-to-one intervention such as solitary pet intervention, solitary video-conference and computer/internet use was more effective.

A recent review<sup>34</sup> suggested a new approach for interventions for social isolation and loneliness. Since social isolation and loneliness are complex constructs with various dimensions, it is suggested that the approach should be taken to consider various predictors of them (eg, relationship provisions).<sup>34</sup> For example, emotional loneliness (ie, microlevel) can be alleviated through interventions dealing with cognition, and evaluation on a personal level.<sup>7 35 36</sup> Social loneliness (ie, meso level) may be mitigated through interventions targeting increasing social networks and connectedness with community activities or social media.<sup>37</sup> As an approach of a macro level, programmes that improve general health such as treating hearing loss can be implemented.<sup>38</sup> These factors have all been shown to be social determinants of loneliness, well-being and health.<sup>30 31 39 40</sup>

Network meta-analysis (NMA) is required to provide effect estimates for all comparisons by considering the relative efficacy of multiple intervention alternatives.<sup>41 42</sup> There is some evidence that several interventions such as physical activity, social activities, social or health services, psychotherapy, befriending interventions and leisure or skill development intervention may reduce social

isolation and loneliness. A systematic review and NMA are required to incorporate recent studies and compare the direct, indirect as well as mixed interventions for social isolation and loneliness.

The objective of this study is to determine the comparative efficacy of interventions to alleviate social isolation and loneliness in community-dwelling older adults aged 60 years or older. Research question is ‘What are the comparative efficacy of interventions to alleviate social isolation and loneliness in community-dwelling older adults aged 60 years or older?’.

Since social isolation and loneliness are concepts that have been understood and defined in many different ways, interventions often vary. Nevertheless, previously most studies conducted only direct treatment comparison through pairwise meta-analysis. However, multiple comparisons of interventions are necessary in line with the characteristics of social isolation and loneliness. We expect to provide the ranking comparative efficacy of interventions for social isolation and loneliness.

## METHODS AND ANALYSIS

### Protocol and registration

This study will follow the preferred reporting items for ‘The PRISMA Extension Statement for Reporting of Systematic Reviews Incorporating Network Meta-Analyses of Health Care Interventions’.<sup>43</sup> The completed Preferred Reporting Items for Systematic Reviews and Meta-Analyses NMA checklist is provided in online supplemental file 1. The protocol of this NMA has been submitted for registration in PROSPERO.

### Study selection criteria

#### Types of studies to be Included

We will include randomised controlled studies (RCTs) that assess the efficacy of different interventions to alleviate social isolation and loneliness in older adults aged 60 years or older living in the community. Observational studies including prospective, retrospective cohort, case-control, nested case-control, case-cohort, cross-sectional, and simulation, comments, editorials, letters to the editor, case series, conference abstract and animal studies will be excluded. Studies without information of social isolation or loneliness will be excluded (see online supplemental file 2).

#### Types of participants

Community-dwelling older adults aged 60 years or older will be included in this study. If the mean or median (depending on what the original authors report) age of participants is 60 years or older, it will be included. RCTs including older adults not residing in the community (eg, hospitalised patients or long-term care homes) will be excluded. Older adults from institutional settings may have limited contact with friends or family, which could increase the risk of loneliness.<sup>44 45</sup> RCTs including older adults who are healthy or who have chronic disease (eg,

hypertension and diabetes) will be included. RCTs must include older adults who are mobile (ie, able to walk independently with or without an assistive aid or can self-propel wheelchair). Participants without dementia, moderate to severe cognitive dysfunction (mini-mental state examination <24, Montreal Cognitive Assessment <26 or Short Portable Mental Status Questionnaire >6) will be included. Vulnerable people with dementia or severe cognitive dysfunction might be more socially isolated or lonely due to lack of contact with friends or family,<sup>28</sup> which may confound the measurement of social functioning and loneliness.<sup>28</sup> We will exclude the following severe diseases as they might make it difficult to identify the efficacy of alleviating social isolation and loneliness: cancer, AIDS (HIV), chronic heart failure, recent surgery, dialysis, transplant or intractable rare disease. Because patients with such severe diseases need intensive treatment for the diseases, it may be difficult to identify whether efficacy from the intervention for social isolation and loneliness or from the intensive treatment for severe diseases. In addition, older adults experiencing unstable mental health disorders such as bipolar disorder, active psychosis or suicidal plans will be excluded because these factors could work as confounders for the efficacy on social isolation or loneliness (see online supplemental file 2).

### Types of interventions

RCTs will examine one or more of the following interventions: (1) social activities and social or recreational services such as social engagement including social involvement and social participation, social facilitation, social support including emotional instrumental and informational support, psychotherapy (eg, counselling therapy, music, art or animal intervention) and education programme; (2) exercise programmes such as group exercise (eg, tai-chi, aerobic or yoga class) and one-to-one or individual exercise in a gym or at home, web or telephoned-based; (3) health services such as healthcare provisions including care management, home visits from nurses or other professionals; (4) befriending interventions such as charity-funded friendship clubs and friendship enrichment programmes; (5) leisure or skill development interventions such as gardening programmes, computer or internet use, voluntary work and holiday; (6) multifaceted interventions including any combination of intervention (eg, social activities combined with exercise programmes, social/health support combined with psychotherapy).

Comparators will be an inactive control group such as usual care, placebo intervention or no intervention (ie, it means any comparison targets that can compare the results of postinterventions or follow-up outcomes for the intervention group).

### Types of outcomes: the primary outcomes

Because social isolation and loneliness not only are intricately related but also distinct concepts that are frequently

used interchangeably,<sup>25</sup> data for both social isolation and loneliness will be included.

Social isolation will be defined as an objective lack of contact with appropriate quality or quantity or a lack of social encounters.<sup>31 46 47</sup> The following outcomes for social isolation will be included: social support, social networks such as network size, frequency of contact with network members, social function and social participation. Any measures of social isolation, social support, social networks, social function and social participation will be included as long as they assess social isolation based on our definition.

Commonly used instruments for social isolation are the Lubben Social Network Scale-6<sup>48</sup> for social network, the Revised Social Support Questionnaire (SSQ6)<sup>49</sup> and the Multidimensional Scale of Perceived Social Support<sup>50</sup> for social support, and the Subjective Social Participation Index<sup>51</sup> for social participation. The Lubben Social Network Scale-6<sup>48</sup> for social network measures social isolation by measuring frequency, size and closeness of contacts of the respondent's social network by assessing the perceived level of support they get from friends and families. Scoring is as follows: 0=none, 1=one, 2=two 3=three or four, 4=five to eight, 5=nine or more. Total scores from 0 to 30 with higher scores indicating larger social networks. The SSQ6<sup>49</sup> for social support has six item measure of social support wherein respondents indicate the number of people they feel they have available to provide support in six areas. The Multidimensional Scale of Perceived Social Support<sup>50</sup> for social support has 12-item scale that is broken into three factor groups (ie, family, friends and significant other). This scale is scored on a 1 (very strongly disagree) to 7 (very strongly agree) Likert-type scale. Higher scores indicate high levels of social support. The subjective Social Participation Index<sup>51</sup> for social participation has a 15-question scale broken into three 'Factors'—perception of social support, use of new technologies and index of subjective social participation. Answers to these four questions are always=0, sometimes=1 or never=2. Low scores indicate increased social participation. Additionally, we will also include the 54 tools that measure social isolation and loneliness that are described and listed in the systematic review.<sup>52</sup> Validated tools will be defined as those supported by an academic reference and evidence of their psychometric properties.<sup>32</sup>

### Types of outcomes: the secondary outcome

The secondary outcomes are loneliness and health-related quality of life. Loneliness will be defined as unpleasant feelings experienced because one's interactions with others do not meet one's expectations.<sup>2 25 53</sup> Any measures of loneliness will be included as long as they meet our definition of loneliness.

Commonly used instruments for loneliness are the De Jong Gierveld Loneliness Scale,<sup>54</sup> and the University of California Los Angeles (UCLA) Loneliness Scale.<sup>55</sup> The De Jong Gierveld Loneliness Scale<sup>54</sup> measures emotional and

social loneliness and has six statements, three measuring emotional loneliness and three measuring social loneliness, each with three choices including yes, more or less and no. Scores range from 0 to 6, with 6 indicating higher loneliness. The UCLA Loneliness Scale Version 3<sup>55</sup> has 20-question tool used to assess subjective feelings of loneliness or social isolation. All questions are framed using 'how often do you feel ...' and choices include never, rarely, sometimes and often. Scores range from 20 to 80, with a higher score indicating greater loneliness. In addition, commonly used tools for health-related quality of life are EQ-5D by the EuroQol Group,<sup>56</sup> WHO Quality of Life Scale (WHOQOL-BREF),<sup>57</sup> the 36-Item Short Form Health Survey (SF-36)<sup>58</sup> and the Duke Health Profile.<sup>59</sup> EQ-5D<sup>56</sup> represents the best and worst states with five dimensions of measurement, such as mobility, self-care, usual activities, pain/discomfort and anxiety/depression, on a scale of 100 (best) and 0 (worst), indicating how good people's health is today. WHOQOL-BREF<sup>57</sup> measures 26 items, including 4 domains of physical health, psychological, social relationships and environmental. The four domain scores represent an individual's perception of the quality of life in each specific domain, and the higher the score, the higher the quality of life.<sup>57</sup> SF-36<sup>58</sup> measures 36 items, including 8 domains of physical function, mental health, social function, role physical, role emotional, pain, vitality and general health. The scores are converted directly using the weighted sum of the questions in the eight domains, and the lower the scores, the greater the disability.<sup>58</sup> In the converted scale of 0–100, 0 means maximum disability and 100 means no disability.<sup>58</sup> The Duke Health Profile<sup>59</sup> measures 17 items, including 10 domains of physical, mental and social health, general and perceived health, self-esteem, anxiety, depression, pain and disability. It is self-measured in a ram item scoring within the range of 0–100 and means that the higher the score, the healthier.<sup>59</sup>

## Search strategy

### Electronic databases

The search strategy will be developed using a combination of controlled vocabulary and free-text words related to study participants and study design. Electronic database searches will be performed in MEDLINE via OVID (from 1946 to 20 November 2019), EMBASE (from 1974 to 20 November 2019), Cochrane Central Registry of Controlled Trials (CENTRAL) (to 20 November 2019), PsycINFO (from 1806 to 20 November 2019) and CINAHL (to 20 November 2019) to identify RCTs published on interventions for social isolation and loneliness in older adults. The following keywords for social isolation and loneliness alone and in combination will be searched with terms describing characteristics for them: 'social isolation', 'loneliness', 'social relationships', 'social support', 'social network', 'social alienation', 'community networks', 'social distance', 'interpersonal relations', 'friends', 'psychosocial deprivation' and 'social participation'. Since the subject of the study is older adults, 'older

adults' will also be added to the search terms. No date limit will be applied. An experienced librarian will review our search strategies in individual databases and updated them where needed. We will manually search reference lists of all included studies and relevant reviews. We will limit articles to those written in English. Furthermore, in order to identify ongoing trials, three clinical trial registries such as Clinical Trial Registry, Current Controlled Trials and the WHO International Clinical Trials Registry Platform will be searched. Additionally, unpublished studies will be searched through ProQuest Dissertations and Theses, E-Thos and Opengrey (see online supplemental file 3)

### Data extraction

Through the electronic databases, titles and/or abstracts identified using the search strategy will be screened for potential eligibility independently by two reviewers, and the team will obtain full texts of any articles that either reviewer believes may be eligible. ENDNOTE X9 will automatically filter out duplicates and one reviewer will also remove those in the step of title and/or abstract screening. A team of two reviewers will evaluate each full text article for potential eligibility. Any disagreement will be resolved by discussion or if necessary, adjudication by a third reviewer. Two reviewers will perform data extraction independently and in duplicate. A pilot form will be tested on randomly selected studies by two reviewers to ensure consistency in extraction form. We will extract the following information: (1) study characteristics (design, year, duration of follow-up, recruitment settings, country, study aim and number of participants allocated to intervention and control); (2) participant characteristics (sample size, eligible criteria, age, sex, participant's chronic disease and residential settings); (3) intervention or exposure details (type of intervention, frequency of intervention, intensity/level of intervention, length of intervention, intervention content and a control group comparison, format of the delivery and information about the intervention provider). More specifically, it will first be classified as a single or multifaceted intervention. Single intervention will have only one intervention, while multifaceted interventions will have more than one. Then by the type of intervention (eg, social activities and social services, exercise programmes, health services, befriending intervention and leisure/skill development). Each type of intervention will then be more specifically classified. The duration (ie, months), frequency (eg, once or two times a week, weekly, biweekly or monthly), time (ie, minutes) of the specific intervention type will be investigated. For example, if it is an intervention of social activities, it is specifically classified such as social engagement, social facilitation or social support. If it is the intervention of social engagement, the duration (eg, 6 months), frequency (eg, monthly) and time (eg, 60 min) of the social engagement will be investigated; (4) methodological information (effects on main outcomes, assessment tools and information about validation of

assessment tools); (5) results related to effect size calculation (means or mean change, SDs, the information from which SD could be derived, such as SE or CI, number of participants in each intervention group, measurement period and relevant effect sizes (eg, OR and rate ratio) with a measure of uncertainty such as SE or 95% CI and/or p value). If means or SDs are available and instead studies report SEs, CI, t value or p value, effect sizes will be computed based on the provided data from between group values according to the methods described in the Cochrane Handbook for Systematic Reviews of Interventions.<sup>60</sup> In case of disagreement in the extracted data, reviewers will come to consensus through discussion. If a consensus cannot be reached, a third reviewer will be involved. If possible, we will conduct an intention-to-treat analysis, but otherwise we will use the available data (ie, per-protocol analysis results). The agreement between the two reviewers screening title and abstract full-text articles will be assessed by the kappa (k) estimates. The agreement between reviewers will be assessed according to the following cut-off points: (1)  $\leq 0$  as poor agreement; (2) 0.01–0.20 as slight agreement; (3) 0.21–0.40 as fair agreement; (4) 0.41–0.60 as moderate agreement; (5) 0.61–0.80 as substantial agreement; (6)  $>0.80$  as almost perfect agreement.<sup>61</sup>

### Risk of bias assessment

The risk of bias will be assessed by two reviewers independently. Any discrepancies on the results of risk of bias will be resolved by the third reviewer. Risk of bias will be assessed according to the Cochrane revised tool for assessing risk of bias in randomised trials (RoB 2)<sup>62</sup> as follows: (1) bias arising from the randomisation; (2) bias due to deviations from intended interventions; (3) bias due to missing outcome data; (4) bias in measurement of the outcome; (5) bias is selection of the reported result. The two reviewers will independently judge each domain as high, low or some concerns risk of bias.

### Strategy for data synthesis

#### Network geometry

A qualitative description of network geometry will be provided and accompanied by a network plot,<sup>63</sup> allowing us to also assess for intervention connectedness. The quantitative metrics assessing features of network geometry such as diversity (ie, number of interventions and how frequent they are examined) and co-occurrence (ie, whether certain intervention comparisons are more or less common and the extent of comparisons between different interventions) will be evaluated.<sup>63</sup>

#### Methods for direct and indirect or mixed intervention comparisons

A standard pairwise meta-analysis through random-effects model will be conducted because the included studies are expected to differ methodologically and clinically in terms of between-study variability.<sup>64</sup> Dichotomous outcome data will be pooled and the OR and the 95% CI will be reported. Continuous outcome data will be pooled

and the standardised mean difference (SMD) and 95% CI will be reported for study-specific follow-up mean values. We will use followed up means instead of mean change because a mixture of the two cannot be combined using SMD in the same model. In case there are missing SDs in follow-up means, it will be assumed to be equal with SDs in baseline mean values. We will quantify heterogeneity (ie, between-study variability) of intervention effects within each intervention comparison using the  $I^2$ <sup>65</sup> with its 95% CI. We will estimate the magnitude of the between study variance (tau-squared) and its 95% CI by using the restricted maximum likelihood estimator and the Q-profile approach, respectively.<sup>66 67</sup> If the ratio of the actual variance ( $I^2$ ) to the total variance is 50% or more and the significant p value for test of homogeneity is less than 0.10, heterogeneity of the effect size will be judged to be substantial.<sup>68</sup> Subgroup analysis or meta-regression will be performed if the studies are not available due to high heterogeneity.

Regarding dealing with dependent effect sizes, several methods (eg, robust meta-analysis<sup>69</sup> and three level meta-analysis<sup>70</sup>) are discussed. If the correlation between the dependent effect sizes is unknown, such as when multiple measures are used in a study,<sup>71</sup> a three level meta-analysis will be performed. The three level meta-analysis is an extension of the use of two-level random-effect models in meta-analysis<sup>70</sup> (ie, level 2 variance represents the difference between studies in effect size estimates with the assumption that all studies provide independent effect sizes), in which the dependent effect sizes will be clustered within-study at level 2 and then the effect between-study will be estimated at level 3.<sup>71</sup> In other words, by modelling the within-study dependence at level 2 and the between-study mean effect size and variance at level 3, where the variance in the effect is greatest will be determined.<sup>72</sup>

In addition, results of the NMA will be performed through a Bayesian statistical approach using Markov-chain Monte Carlo (MCMC) simulation. For each NMA, the transitivity and consistency assumptions will be preferentially assessed.<sup>73</sup> Transitivity assumptions will be assessed by average age, percentage women, health status (eg, chronic disease or mental health status) and trials with low risk of bias compared with high risk of bias as potential intervention effect modifiers, by comparing their distributions across intervention comparisons in each outcome<sup>74</sup> to ensure that they are on average balanced. As a comparative function between each individual intervention, the intervention contrast (ie, mean difference or SMD, log odds for dichotomous outcomes or rate ratio for count outcomes) for the two interventions will be modelled.

A hierarchical Bayesian model using a non-informative prior for the intervention effect parameter and between-trial variance will be used because of lack of previous evidence for social isolation and loneliness.<sup>75 76</sup> Model convergence will be assessed using established methods such as MCMC errors, deviance information criterion and trace/density plot.<sup>77</sup>

A random-effects design by intervention interaction model will be used to assess the consistency assumption (ie, whether direct and indirect evidence agree) globally for each network separately.<sup>73 78</sup> We will also assess for the consistency assumption locally, within each closed loop, using the loop-specific approach.<sup>79 80</sup> When statistically significant inconsistency is detected, data for potential abstraction errors will be tested.<sup>64</sup> If no data errors are identified, direct, indirect and mixed estimates will be separately reported.<sup>64</sup> Further, significant inconsistency will be explored by performing meta-regression using the above-mentioned potential effects modifiers.<sup>64</sup> Inconsistency tests have low power to detect true inconsistency<sup>81 82</sup> and hence, we will assess for the transitivity assumption even in the absence of evidence for inconsistency.

Vague priors for all model parameters and a half-normal prior distribution for the between-study SD will be assumed in all Bayesian NMA models.<sup>64</sup> The models will be run for 50 000 iterations to ensure model convergence, which will be checked by visual inspection of the mixing of four chains or by using Gelman-Rubin convergence diagnostics,<sup>83</sup> after discarding the first 5000 iterations and thinning of one. The posterior median values and their 95% credible intervals (CrIs) for the relevant model parameters will be reported with intervention effects and between-study variance.<sup>84</sup> Each NMA estimate will be presented with a 95% prediction interval,<sup>85</sup> which captures the magnitude of the between-study variance and indicates the interval at which the intervention effect of future studies are expected.<sup>86</sup>

For relative intervention ranking, the ranking probabilities for all interventions at each possible rank for each intervention will be estimated.<sup>29</sup> Through the surface under the cumulative ranking (SUCRA) curve and mean ranks, the intervention hierarchy will be defined with a cumulative probability of an intervention that can be ranked first without uncertainty.<sup>87</sup> The rank-heat plot (<http://rh.ktss.ca/>) to visually present the intervention hierarchy across the multiple outcomes of the study will be shown.<sup>88</sup> The higher the SUCRA value, which ranges from 0% to 100%, will indicate the higher the likelihood of intervention<sup>89</sup> for social isolation and loneliness.

Standard pairwise meta-analyses will be conducted through the R statistical package (V.3.6.2) and the metafor package. NMA will be also conducted through the R statistical package (V.3.6.2) with BUGSnet R package (V.1.0.3) for Bayesian NMA.

### Analysis of sensitivity

According to Cochrane reviews,<sup>90</sup> the major approach to incorporating risk of bias assessments is to restrict meta-analyses to studies at low risk of bias, or to stratify studies depending on risk of bias. We will perform sensitivity analyses on low risk of bias and excluding the following studies: (1) studies with high risk of bias, (2) studies with missing data and (3) studies with imputed data (ie, in order to ensure that imputed research results are not one-sided in NMA) if enough studies are available.

### Analysis of subgroup

For multicomponent/multimodal interventions, we will perform subgroup analyses by types of specific individual intervention. For example, the implications of 'social activities combined with exercise interventions' and 'psychotherapy combined with social/health service' are different even though they are categorised as multicomponent interventions.

### Certainty of the evidence and summary of findings table

Through the GRADE (Grading of Recommendations Assessment, Development and Evaluation) approach of NMA,<sup>91</sup> the certainty of direct, indirect and mixed NMA effect estimates for each outcome will be assessed. The certainty of evidence of direct effect estimates for each outcome will be assessed as follows according to the GRADE rating system<sup>92</sup>: high, moderate, low or very low.

We will use the available loops of evidence including loops with a single common comparator (ie, first-order) or more than one intervening treatment (ie, higher orders) connecting the two interventions of the comparison of interest in order to calculate the indirect effect estimated.<sup>29</sup> For the quality of indirect evidence, the dominant first-order loop (ie, loops with a single common comparator connecting the two interventions of the comparison of interest) will be assessed.<sup>29</sup> The quality of evidence rating for indirect comparisons will be the lower of the rating for quality for the two direct estimates that contribute to the first-order loop of the indirect comparison.<sup>29</sup>

In the case to use both direct and indirect evidence, the rate of NMA estimate quality will be from the higher quality of the two.<sup>29</sup> The similarity between direct and indirect effect estimates will be estimated in the final quality rating.<sup>29</sup> If there is any inconsistency between direct and indirect effect estimates (ie, it is estimated by the difference of point estimates and the extent of overlap of 95% CIs and of direct and indirect effect estimates), the quality of the NMA effect will be assessed.<sup>29</sup>

### Patient and public involvement

As this study is a systematic review, patients and the public will not be directly involved. However, we will consult key stakeholder groups (eg, older adult networks and relevant service provider associations) to determine the best channels through which to disseminate the results of our study.

### DISCUSSION

As the numbers of older adults increase, so does the resulting social and economic burden of social isolation and loneliness. There is need for evidence-based therapeutic programmes to mitigate social isolation and loneliness. A high-quality systematic review of the comparative therapeutic effects of interventions for improving social isolation and loneliness in older adults is essential. To our knowledge, there are few systematic reviews and NMAs

combining direct and indirect effects of intervention for social isolation and loneliness in older adults. This study will include a comparison of different interventions for social isolation and loneliness through not only a single (eg, exercise programme or social/health service) intervention, but also combination (eg, exercise programme combined with social/health service) of interventions. This study has several strengths: (1) including recent RCTs social isolation and loneliness for older adults; (2) screening rigorous trial eligibility and collecting data from independent teams of reviews; (3) assessing credibility and providing certainty for intervention effects, by using GRADE approach; (4) performing meta-regression and subgroup analyses, consistent with the best current practice<sup>85</sup>; (5) providing ranking intervention (ie, the intervention sequence is determined according to their relative efficacy)<sup>92</sup> for social isolation and loneliness.

Although this study has several strengths, there are also potential challenges and limitations. First, it might be difficult to interpret the effects when pooling estimates from trials using different tools to measure social isolation (eg, the Lubben Social Network Scale-6 and SSQ6) and loneliness (eg, the De Jong Gierveld Loneliness Scale and UCLA loneliness scale) combined with high heterogeneity (ie, differences in effect estimates between studies that evaluated the same comparison).<sup>92</sup> Further, social isolation has a variety of surrogate outcomes such as social support and social network. Such surrogate outcomes might down rate the directness identified through the GRADE approach<sup>92</sup> because it means that an outcome of interest (ie, social isolation) might differ from the measured in surrogate outcomes (ie, social support and social network). Additionally, dealing with multicomponent interventions in NMA is a methodological challenge because single or combined (ie, consisting of several possibly interacting components) interventions are different nodes in the network.<sup>93</sup>

It is expected that the findings of this study will provide evidence for clinicians (eg, when selecting which interventions are best for older adults), health policy-makers (eg, when making decision which programmes or services should be supported) as well as stakeholders (eg, when operating how programmes effectively) managing social isolation and loneliness in community-dwelling older adults and for older adults in choosing therapeutic options.

### Ethics and dissemination

Ethical approval is not necessary because data will be collected from published studies and there will be no concerns due to privacy. These findings will be disseminated through presentation at conferences and meetings, which will help inform interested researchers of the direction and design of future research.

### Author affiliations

<sup>1</sup>Health Research Methods, Evidence, and Impact, McMaster University Faculty of Health Sciences, Hamilton, Ontario, Canada

<sup>2</sup>GERAS Centre for Aging Research, Hamilton, Ontario, Canada

<sup>3</sup>Department of Medicine, McMaster University Faculty of Health Sciences, Hamilton, Ontario, Canada

<sup>4</sup>Department of Primary Education, School of Education, University of Ioannina, Ioannina, Epirus, Greece

<sup>5</sup>Li Ka Shing Knowledge Institute, St. Michael's Hospital, Unity Health Toronto, Toronto, Ontario, Canada

<sup>6</sup>Institute of Reproductive and Development Biology, Department of Surgery & Cancer, Faculty of Medicine, Imperial College, London, UK

<sup>7</sup>Knowledge Translation and Implementation, Research and Innovation, North York General Hospital, Toronto, Ontario, Canada

<sup>8</sup>Health Service Research, Institute of Health Policy, Management and Evaluation, University of Toronto, Toronto, Ontario, Canada

<sup>9</sup>Department of Family and Community Medicine, University of Toronto, Toronto, Ontario, Canada

<sup>10</sup>Biostatistics Unit, St Joseph's Healthcare, Hamilton, Ontario, Canada

**Twitter** Lauren E Griffith @LaurenGriff1

**Contributors** AL, CM and AP designed the study and AL wrote the manuscript. AAV provided important methodological advice. MK, GI, LEG, LT and JA provided important content and critically revised the protocol draft and the present manuscript. All authors read and approved the final manuscript.

**Funding** The authors have not declared a specific grant for this research from any funding agency in the public, commercial or not-for-profit sectors.

**Competing interests** None declared.

**Patient consent for publication** Not required.

**Provenance and peer review** Not commissioned; externally peer reviewed.

**Supplemental material** This content has been supplied by the author(s). It has not been vetted by BMJ Publishing Group Limited (BMJ) and may not have been peer-reviewed. Any opinions or recommendations discussed are solely those of the author(s) and are not endorsed by BMJ. BMJ disclaims all liability and responsibility arising from any reliance placed on the content. Where the content includes any translated material, BMJ does not warrant the accuracy and reliability of the translations (including but not limited to local regulations, clinical guidelines, terminology, drug names and drug dosages), and is not responsible for any error and/or omissions arising from translation and adaptation or otherwise.

**Open access** This is an open access article distributed in accordance with the Creative Commons Attribution Non Commercial (CC BY-NC 4.0) license, which permits others to distribute, remix, adapt, build upon this work non-commercially, and license their derivative works on different terms, provided the original work is properly cited, appropriate credit is given, any changes made indicated, and the use is non-commercial. See: <http://creativecommons.org/licenses/by-nc/4.0/>.

### ORCID iDs

Ahreum Lee <http://orcid.org/0000-0003-0882-6256>

Arete Angeliki Veroniki <http://orcid.org/0000-0001-6388-4825>

Lauren E Griffith <http://orcid.org/0000-0002-2794-9692>

### REFERENCES

- 1 Steptoe A, Shankar A, Demakakos P, *et al*. Social isolation, loneliness, and all-cause mortality in older men and women. *Proc Natl Acad Sci U S A* 2013;110:5797–801.
- 2 Peplau LA. *Loneliness: a sourcebook of current theory, research, and therapy*. Hoboken: John Wiley & Sons Inc, 1982.
- 3 Weiss RS. *Loneliness: the experience of emotional and social isolation*. Cambridge: MA: MIT Press, 1973.
- 4 Ramage-Morin PL. Hearing difficulties and feelings of social isolation among Canadians aged 45 or older: statistics Canada. Ottawa Statistics Canada; 2016.
- 5 Perissinotto CM, Stijacic Cenzer I, Covinsky KE. Loneliness in older persons: a predictor of functional decline and death. *Arch Intern Med* 2012;172:1078–84.
- 6 Cudjoe TKM, Roth DL, Szanton SL, *et al*. The epidemiology of social isolation: National health and aging trends study. *J Gerontol B Psychol Sci Soc Sci* 2020;75:107–13.
- 7 Masi CM, Chen H-Y, Hawkey LC, *et al*. A meta-analysis of interventions to reduce loneliness. *Pers Soc Psychol Rev* 2011;15:219–66.



- 8 Barth J, Schneider S, von Känel R. Lack of social support in the etiology and the prognosis of coronary heart disease: a systematic review and meta-analysis. *Psychosom Med* 2010;72:229–38.
- 9 Loucks EB, Berkman LF, Gruenewald TL, et al. Relation of social integration to inflammatory marker concentrations in men and women 70 to 79 years. *Am J Cardiol* 2006;97:1010–6.
- 10 Shankar A, McMunn A, Banks J, et al. Loneliness, social isolation, and behavioral and biological health indicators in older adults. *Health Psychol* 2011;30:377–85.
- 11 Cacioppo JT, Ernst JM, Burleson MH, et al. Lonely traits and concomitant physiological processes: the MacArthur social neuroscience studies. *Int J Psychophysiol* 2000;35:143–54.
- 12 Doane LD, Adam EK. Loneliness and cortisol: Momentary, day-to-day, and trait associations. *Psychoneuroendocrinology* 2010;35:430–41.
- 13 Grant N, Hamer M, Steptoe A. Social isolation and stress-related cardiovascular, lipid, and cortisol responses. *Ann Behav Med* 2009;37:29–37.
- 14 Uchino BN. Social support and health: a review of physiological processes potentially underlying links to disease outcomes. *J Behav Med* 2006;29:377–87.
- 15 Steptoe A, Owen N, Kunz-Ebrecht SR, et al. Loneliness and neuroendocrine, cardiovascular, and inflammatory stress responses in middle-aged men and women. *Psychoneuroendocrinology* 2004;29:593–611.
- 16 Hackett RA, Hamer M, Endrighi R, et al. Loneliness and stress-related inflammatory and neuroendocrine responses in older men and women. *Psychoneuroendocrinology* 2012;37:1801–9.
- 17 Poscia A, Stojanovic J, La Milia DI, et al. Interventions targeting loneliness and social isolation among the older people: an update systematic review. *Exp Gerontol* 2018;102:133–44.
- 18 Patterson AC, Veenstra G. Loneliness and risk of mortality: a longitudinal investigation in Alameda County, California. *Soc Sci Med* 2010;71:181–6.
- 19 Eng PM, Rimm EB, Fitzmaurice G, et al. Social ties and change in social ties in relation to subsequent total and cause-specific mortality and coronary heart disease incidence in men. *Am J Epidemiol* 2002;155:700–9.
- 20 Heffner KL, Waring ME, Roberts MB, et al. Social isolation, C-reactive protein, and coronary heart disease mortality among community-dwelling adults. *Soc Sci Med* 2011;72:1482–8.
- 21 Kaplan GA, Salonen JT, Cohen RD, et al. Social connections and mortality from all causes and from cardiovascular disease: prospective evidence from eastern Finland. *Am J Epidemiol* 1988;128:370–80.
- 22 Shiovitz-Ezra S, Ayalon L. Situational versus chronic loneliness as risk factors for all-cause mortality. *Int Psychogeriatr* 2010;22:455–62.
- 23 Thurston RC, Kubzansky LD, Women KLD. Women, loneliness, and incident coronary heart disease. *Psychosom Med* 2009;71:836–42.
- 24 Ibrahim R, Abolfathi Momtaz Y, Hamid TA. Social isolation in older Malaysians: prevalence and risk factors. *Psychogeriatrics* 2013;13:71–9.
- 25 Grenade L, Boldy D. Social isolation and loneliness among older people: issues and future challenges in community and residential settings. *Aust Health Rev* 2008;32:468–78.
- 26 Victor CR, Yang K. The prevalence of loneliness among adults: a case study of the United Kingdom. *J Psychol* 2012;146:85–104.
- 27 Veazie S, Gilbert J, Winchell K. *AHRQ rapid evidence product reports. addressing social isolation to improve the health of older adults: a rapid review*. Rockville (MD): Agency for Healthcare Research and Quality (US), 2019.
- 28 Shvedko A, Whittaker AC, Thompson JL, et al. Physical activity interventions for treatment of social isolation, loneliness or low social support in older adults: a systematic review and meta-analysis of randomised controlled trials. *Psychol Sport Exerc* 2018;34:128–37.
- 29 Negm AM, Kennedy CC, Thabane L, et al. Management of frailty: a protocol of a network meta-analysis of randomized controlled trials. *Syst Rev* 2017;6:130.
- 30 Cohen-Mansfield J, Perach R. Interventions for alleviating loneliness among older persons: a critical review. *Am J Health Promot* 2015;29:e109–25.
- 31 Cattan M, White M, Bond J, et al. Preventing social isolation and loneliness among older people: a systematic review of health promotion interventions. *Ageing Soc* 2005;25:41–67.
- 32 Dickens AP, Richards SH, Greaves CJ, et al. Interventions targeting social isolation in older people: a systematic review. *BMC Public Health* 2011;11:647.
- 33 Gardiner C, Geldenhuys G, Gott M. Interventions to reduce social isolation and loneliness among older people: an integrative review. *Health Soc Care Community* 2018;26:147–57.
- 34 Akhter-Khan SC, Au R. Why loneliness interventions are unsuccessful: a call for precision health. *Advances in Geriatric Medicine and Research* 2020;4.
- 35 Cacioppo S, Grippo AJ, London S, et al. Loneliness: clinical import and interventions. *Perspect Psychol Sci* 2015;10:238–49.
- 36 Lindsay EK, Young S, Brown KW, et al. Mindfulness training reduces loneliness and increases social contact in a randomized controlled trial. *Proc Natl Acad Sci U S A* 2019;116:3488–93.
- 37 Barbosa Neves B, Franz R, Judges R, et al. Can digital technology enhance social connectedness among older adults? A feasibility study. *J Appl Gerontol* 2019;38:49–72.
- 38 Contrera KJ, Sung YK, Betz J, et al. Change in loneliness after intervention with cochlear implants or hearing AIDS. *Laryngoscope* 2017;127:1885–9.
- 39 Hyland P, Shevlin M, Cloitre M, et al. Quality not quantity: Loneliness subtypes, psychological trauma, and mental health in the US adult population. *Soc Psychiatry Psychiatr Epidemiol* 2019;54:1089–99.
- 40 Van Natta M, Burke NJ, Yen IH, et al. Stratified citizenship, stratified health: examining latinx legal status in the U.S. healthcare safety net. *Soc Sci Med* 2019;220:49–55.
- 41 Jansen JP, Crawford B, Bergman G, et al. Bayesian meta-analysis of multiple treatment comparisons: an introduction to mixed treatment comparisons. *Value in Health* 2008;11:956–64.
- 42 Hoaglin DC, Hawkins N, Jansen JP, et al. Conducting indirect-treatment-comparison and network-meta-analysis studies: report of the ISPOR Task force on indirect treatment comparisons good research practices: Part 2. *Value Health* 2011;14:429–37.
- 43 Hutton B, Salanti G, Caldwell DM, et al. The PRISMA extension statement for reporting of systematic reviews incorporating network meta-analyses of health care interventions: checklist and explanations. *Ann Intern Med* 2015;162:777–84.
- 44 Banks MR, Banks WA. The effects of animal-assisted therapy on loneliness in an elderly population in long-term care facilities. *J Gerontol A Biol Sci Med Sci* 2002;57:M428–32.
- 45 Banks MR, Willoughby LM, Banks WA. Animal-assisted therapy and loneliness in nursing homes: use of robotic versus living dogs. *J Am Med Dir Assoc* 2008;9:173–7.
- 46 Nicholson Jr. NR. Social isolation in older adults: an evolutionary concept analysis. *J Adv Nurs* 2009;65:1342–52.
- 47 Delisle M-A. What does Solitude mean to the aged? *Can J Aging* 1988;7:358–71.
- 48 Lubben J, Blozik E, Gillmann G, et al. Performance of an abbreviated version of the Lubben social network scale among three European community-dwelling older adult populations. *Gerontologist* 2006;46:503–13.
- 49 Sarason IG, Sarason BR, Shearin EN, et al. A brief measure of social support: practical and theoretical implications. *J Soc Pers Relat* 1987;4:497–510.
- 50 Zimet GD, Dahlem NW, Zimet SG, et al. The multidimensional scale of perceived social support. *J Pers Assess* 1988;52:30–41.
- 51 Rubio R, Rubio L, Pined M. *Un instrumento de medición de soledad social, Escala Este II*. Madrid: IMSERSO, 2009.
- 52 Valtorta NK, Kanaan M, Gilbody S, et al. Loneliness, social isolation and social relationships: what are we measuring? a novel framework for classifying and comparing tools. *BMJ Open* 2016;6:e010799.
- 53 Victor C, Scambler S, Bond J, et al. Being alone in later life: loneliness, social isolation and living alone. *Rev Clin Gerontol* 2000;10:407–17.
- 54 Gierveld DJJ, Tilburg TV. A 6-item scale for overall, emotional, and social loneliness: confirmatory tests on survey data. *Res Aging* 2006;28:582–98.
- 55 Russell D, Peplau LA, Ferguson ML. Developing a measure of loneliness. *J Pers Assess* 1978;42:290–4.
- 56 Rabin R, de Charro F. EQ-5D: a measure of health status from the EuroQol group. *Ann Med* 2001;33:337–43.
- 57 Group W. Development of the world Health organization WHOQOL-BREF quality of life assessment. The WHOQOL group. *Psychol Med* 1998;28:551–8.
- 58 Ware JE, Sherbourne CD. The mos 36-item short-form health survey (SF-36). *Med Care* 1992;30:473–83.
- 59 Parkerson GR, Gehlbach SH, Wagner EH, et al. The Duke-UNC health profile: an adult health status instrument for primary care. *Med Care* 1981;19:806–28.
- 60 Higgins JP, Li T, Deeks JJ. Choosing effect measures and computing estimates of effect. *Cochrane Handbook for Systematic Reviews of Interventions* 2019:143–76.
- 61 Landis JR, Koch GG. The measurement of observer agreement for categorical data. *Biometrics* 1977;33:159–74.
- 62 Sterne JAC, Savović J, Page MJ, et al. Rob 2: a revised tool for assessing risk of bias in randomised trials. *BMJ* 2019;2:14898.



- 63 Salanti G, Higgins JPT, Ades AE, *et al.* Evaluation of networks of randomized trials. *Stat Methods Med Res* 2008;17:279–301.
- 64 Negm AM, Kennedy CC, Thabane L, *et al.* Management of frailty: a systematic review and network meta-analysis of randomized controlled trials. *J Am Med Dir Assoc* 2019;20:1190–8.
- 65 Higgins JPT, Thompson SG, Deeks JJ. Measuring inconsistency in meta-analyses. *BMJ* 2003;327:557–60.
- 66 Higgins JPT, Thompson SG. Quantifying heterogeneity in a meta-analysis. *Stat Med* 2002;21:1539–58.
- 67 Veroniki AA, Jackson D, Viechtbauer W, *et al.* Methods to estimate the between-study variance and its uncertainty in meta-analysis. *Res Synth Methods* 2016;7:55–79.
- 68 Higgins JP. Cochrane Handbook for systematic reviews of interventions version 5.0. 1. The Cochrane collaboration, 2008. Available: <http://www.cochrane-handbook.org>
- 69 Hedges LV, Tipton E, Johnson MC. Robust variance estimation in meta-regression with dependent effect size estimates. *Res Synth Methods* 2010;1:39–65.
- 70 Konstantopoulos S. Fixed effects and variance components estimation in three-level meta-analysis. *Res Synth Methods* 2011;2:61–76.
- 71 Scammacca N, Roberts G, Stuebing KK. Meta-Analysis with complex research designs: dealing with dependence from multiple measures and multiple group comparisons. *Rev Educ Res* 2014;84:328–64.
- 72 Cheung MW-L. Modeling dependent effect sizes with three-level meta-analyses: a structural equation modeling approach. *Psychol Methods* 2014;19:211–29.
- 73 White IR, Barrett JK, Jackson D, *et al.* Consistency and inconsistency in network meta-analysis: model estimation using multivariate meta-regression. *Res Synth Methods* 2012;3:111–25.
- 74 Jansen JP, Naci H. Is network meta-analysis as valid as standard pairwise meta-analysis? it all depends on the distribution of effect modifiers. *BMC Med* 2013;11:159.
- 75 Dias S, Welton NJ, Sutton AJ, *et al.* *Nice dsu technical support document 2: a generalised linear modelling framework for pairwise and network meta-analysis of randomised controlled trials*. London: National Institute for Health and Care Excellence (NICE), 2014.
- 76 Dias S, Welton NJ, Sutton AJ, *et al.* *Nice dsu technical support document 4: inconsistency in networks of evidence based on randomised controlled trials*. London: National Institute for Health and Care Excellence (NICE), 2014.
- 77 Lu G, Ades AE. Combination of direct and indirect evidence in mixed treatment comparisons. *Stat Med* 2004;23:3105–24.
- 78 Higgins JPT, Jackson D, Barrett JK, *et al.* Consistency and inconsistency in network meta-analysis: concepts and models for multi-arm studies. *Res Synth Methods* 2012;3:98–110.
- 79 Veroniki AA, Vasiliadis HS, Higgins JPT, *et al.* Evaluation of inconsistency in networks of interventions. *Int J Epidemiol* 2013;42:332–45.
- 80 Song F, Altman DG, Glenny A-M. Validity of indirect comparison for estimating efficacy of competing interventions: empirical evidence from published meta-analyses. *BMJ* 2003;326:472.
- 81 Veroniki AA, Mavridis D, Higgins JPT, *et al.* Characteristics of a loop of evidence that affect detection and estimation of inconsistency: a simulation study. *BMC Med Res Methodol* 2014;14:106.
- 82 Song F, Clark A, Bachmann MO, *et al.* Simulation evaluation of statistical properties of methods for indirect and mixed treatment comparisons. *BMC Med Res Methodol* 2012;12:138.
- 83 Brooks SP, Gelman A. General methods for monitoring convergence of iterative simulations. *Journal of Computational and Graphical Statistics* 1998;7:434–55.
- 84 Severini TA. Bayesian interval estimates which are also confidence intervals. *Journal of the Royal Statistical Society: Series B* 1993;55:533–40.
- 85 Cipriani A, Higgins JPT, Geddes JR, *et al.* Conceptual and technical challenges in network meta-analysis. *Ann Intern Med* 2013;159:130–7.
- 86 Higgins JPT, Thompson SG, Spiegelhalter DJ. A re-evaluation of random-effects meta-analysis. *J R Stat Soc Ser A Stat Soc* 2009;172:137–59.
- 87 Salanti G, Ades AE, Ioannidis JPA. Graphical methods and numerical summaries for presenting results from multiple-treatment meta-analysis: an overview and tutorial. *J Clin Epidemiol* 2011;64:163–71.
- 88 Veroniki AA, Straus SE, Fyrridis A, *et al.* The rank-heat plot is a novel way to present the results from a network meta-analysis including multiple outcomes. *J Clin Epidemiol* 2016;76:193–9.
- 89 Mbuagbaw L, Rochweg B, Jaeschke R, *et al.* Approaches to interpreting and choosing the best treatments in network meta-analyses. *Syst Rev* 2017;6:79.
- 90 Higgins J. Incorporating 'risk of bias' assessments into meta-analyses, 2012. Assessing risk of bias in Cochrane reviews: Loughborough. Available: <http://methods.cochrane.org/sites/methods.cochrane.org/bias/files/public/uploads/JH%20incorporating%20in%20meta-analyses.pdf> [Accessed June, 2020].
- 91 Puhan MA, Schünemann HJ, Murad MH, *et al.* A grade Working group approach for rating the quality of treatment effect estimates from network meta-analysis. *BMJ* 2014;349:g5630.
- 92 Group GW. Grading quality of evidence and strength of recommendations. *BMJ* 2004;328:1490.
- 93 Rucker G, Petropoulou M, Schwarzer G. Network meta-analysis of multicomponent interventions. *Biom J* 2020;62:808–821.